

OFFICIAL
CHICAGO BEARS
1979 Media Guide



FINGERTIP INFORMATION

The Chicago Bears Football Club, Inc.

Front Office
55 East Jackson (Suite 1200)
Chicago, Illinois 60604
Telephone 312, 663-5100
Night Line 312, 663-5103

Coaches, Personnel, Public Relations
PO Box 204
Lake Forest, Illinois 60045
Telephone 312, 295-6600
Press Room, 312, 295-2020

Home Field—Soldier Field (Capacity 58,064)

Colors—Orange, Navy Blue, White

Ticket Information

Single Game Sale Starts July 9

All Seats (\$9.50 and \$7.50) Reserved

Box Office—55 East Jackson (Suite 1250)

Telephone—312, 663-5408

Hours—9 a.m. to 4 p.m. Monday thru Friday; Also Saturdays in season.

Soldier Field Ticket Windows open at 9 a.m. game days.

Tickets also available at all Chicagoland Ticketron Outlets.

Press Will Call

Located at Gate "O" at South end of Soldier Field.

Press Box elevator and Will Call opens 4 hours before kickoff.

1979 DIRECTORY

Owner, Chairman of the Board, CEO	George S. Halas
President	George S. Halas, Jr.
Vice-President	Edward W. McCaskey
Executive Vice-President & General Manager	James E. Finks

Assistant to General Manager Bill McGrane
Treasurer Jerry Vainisi
Stadium Operations George Arneson
Business Manager Rudy Custer
Dir. of Collegiate Scouting Jim Parmer
Dir. of Pro Scouting Bill Tobin
Team Physician Dr. Clarence Fossier
Trainer Fred Caito
Assistant Trainer Tom Wilkinson
Public Relations Ted Haracz
Haracz Home Phone 312-945-6208
Assistant Patrick McCaskey
Secretary Laura Berry

Head Coach Neill Armstrong
Offensive Line Jerry Frei
Receivers Doug Gerhart
Defensive Line Dale Haupt
Running Backs, Special Teams .. Hank Kuhlmann
Secondary Jim LaRue
Offensive Coordinator Ken Meyer
Defensive Coordinator Buddy Ryan
Strength Coordinator Clyde Emrich
Equipment Manager Ray Earley
Equipment Assistant Ken Earley
Film Director Mitch Friedman

Dedication

The Bears dedicate their 1979 press book to the memory of Art Arkush, Publisher of Pro Football Weekly, a friend and neighbor.



1979 SCHEDULE

Preseason	Central Times	Camp Information
Sat./Aug. 4 New York Jets	6:00 PM	The Bears will again train on the campus of Lake Forest (Ill.) College, 30 miles north of Chicago's Loop. The main camp office will be located in the Sports & Health Center on South Campus (Phone AC 312, 234-7162). The Press Room will be located again in McClure Hall (Phone AC 312-234-8270). All workouts open to the public.
Sat./Aug. 11 @New Orleans	1:00 PM	
Sat./Aug. 18 Cincinnati	6:00 PM	
Sat./Aug. 25 @St. Louis	6:00 PM	

CHAMPIONSHIP SEASON

	CENTRAL TIMES
Sunday/Sept. 2 PACKERS in CHICAGO	1:00 PM
Sunday/Sept. 9 VIKINGS in CHICAGO	Noon
Sunday/Sept. 16 Cowboys at Dallas	3:00 PM
Sunday/Sept. 23 Dolphins at Miami	3:00 PM
Sunday/Sept. 30 BUCCANEERS in CHICAGO	1:00 PM
Sunday/Oct. 7 Bills at Buffalo	Noon
Sunday/Oct. 14 PATRIOTS in CHICAGO	1:00 PM
Sunday/Oct. 21 Vikings at Minnesota	1:00 PM
Sunday/Oct. 28 49ers at San Francisco	3:00 PM
Sunday/Nov. 4 LIONS in CHICAGO	3:00 PM
Sunday/Nov. 11 RAMS in CHICAGO	1:00 PM
Sunday/Nov. 18 JETS in CHICAGO	Noon
Thursday/Nov. 22 Lions at Detroit	11:30 AM
Sunday/Dec. 2 Buccaneers at Tampa Bay	Noon
Sunday/Dec. 9 Packers at Green Bay	Noon
Sunday/Dec. 16 CARDINALS in CHICAGO	1:00 PM

TABLE OF CONTENTS

Current Biographies, Coaches 7-10 Biographies, Front Office 4-6 Biographies, Rookies 45-48 Biographies, Veterans 12-44 Blocked Kicks 12 Cut Down Days 24 Free Agents 49 Halas, George S. 2-3 Lyrics, Bear Down 18 Media Information 129 Opponents Information 129 Pronunciations 12-47 Radio 25 Road Headquarters 49 Roster, Rookies 65 Roster, Veterans 64 Rules, New Safety 46 Schedule, Bears 1 Schedule, NFL 125-128 Standings, 1978 61 Starting Assignments 31 Statistics, 1978 62-63 Super Bowls, Future 27 Training Camp 1	Historical-Records All-Pro Bears 104 Annual Stat Leaders 91-95 Assistant Coach Roster 103 Attendance Chart 39 Career Leaders 88-90 Coaching Records 111 College Alma Maters 29 Drafts 50 Hall of Famers 106-110 Historical Highlights 106-110 Individual Records 68-78 Last Time Marks 66 Opponent Big Days 67 Piccolo Award 111 Pro Bowl Bears 105 Recapitulation, 1978 52-61 Results, All-Time 114-124 Retired Numbers 20 Roster, All-Time 96-102 Series Standings 112-113 Soldier Field History 51 Soldier Field Records 67 Team Records 78-87 Trades 49
---	--

GEORGE STANLEY HALAS

Owner
Chairman of the Board
Chief Executive Officer



George Halas has written his autobiography, "Halas by Halas".

His story, as told to Gwen Morgan and Arthur Veysey former Heads of the Paris and London Bureaus of the Chicago Tribune, will be in the bookstores by October 15. McGraw-Hill, the publisher, says, "this heart-warming autobiography will appeal to all football fans across the country. For the first time George Halas tells his own story. A grand story told by a grand man." "Red" Grange says, "this is the best football book I have ever read and a factual history of the N.F.L."

A plaque hanging in the Pro Football Hall of Fame outlines a part of his autobiography.

... Heading the Chicago Bears for more than a half-century, George S. Halas, 84, the team's founder and for 40 of 60 years its head coach, is one of the most enduring personalities in any sports endeavor. He is also the only survivor of the little band of enthusiasts who met in a Canton automobile agency to organize the American Professional Football Association on September 17, 1920. The Bears are one of two surviving charter franchises of the PFA, which was the direct forerunner of the NFL.

"The Bears' success on the playing field has been legendary. ... More Bears have been enshrined in the Pro Football Hall of Fame than from any other club—17 long-term Bears, including Halas, to be exact. ..."

That quote doesn't tell you a lot about George S. Halas. But then, Halas the man, Halas the coach, the Chicago Bears and, in some aspects, professional football are one in the same. Inseparable. Each of the four has a separate birthdate, yet they are one in the same.

The biography of one spills into the life of the others. Halas feels he is just about the most fortunate man in all professional sports ... his version of a great American dream has come true. He is the home town boy who didn't have to travel far away to make good but rather pyramided one success upon another right in Chicago.

Halas is a man of unique stature and distin-

guished status, active in the operation of the Chicago Bears since 1920 when he founded the team. This year, 1979, is the 60th since the Bears came into being as the Decatur Staleys.

No other football coach, professional or college, has equalled his personal winning record. The 40 years he coached the Bears break down into four separate 10-year tenures: 1920-'29, 1933-'42, 1946-'55, and 1958-'67.

In those years, the Bears won 326 games, including playoff wins.

Halas, born February 2, 1895, and raised on Chicago's West Side, prepped at Crane Tech High School, went on to the University of Illinois lettering in football, basketball, and baseball. After graduation in 1918, he went into the Navy for the first of his two tours of duty.

Halas was Player of the Game in the 1919 Rose Bowl as an end on the Great Lakes team that beat the Marines 17-0.

An ensign in World War I, Halas enlisted again in World War II, becoming welfare and recreation officer of the Navy's Pacific Fleet under Admiral Nimitz. He was decorated with the Bronze Star. A commander when he left active duty in 1946, Halas retired as a captain in the Naval Reserve. He has also been awarded the Distinguished Citizens Award—highest honor the Navy can bestow on a civilian.

After leaving the Navy for the first time, Halas played right field briefly for the New York Yankees, who optioned him to St. Paul in the American Association. A hip injury shortened his baseball career. In 1920, he turned a course that became a highway to success for him.

Halas went to work for a Decatur, Ill., corn products firm owned by a rabid sports fan, A. E. Staley. Staley sponsored a semipro baseball team managed by the famous ex-New York Giants pitcher "Iron-Man Joe" McGinnity. Halas played shortstop, captained the team.

Late that summer, Staley commissioned him to organize an independent football team.

Those Decatur Staleys were forerunners of the

Bears. He also adopted the nickname in 1922, the year after moving the team to Chicago. In 1921, they were known as the Chicago Staleys under an agreement with the corn products firm.

As a player, Halas set an NFL record that stood for 49 years. He ran 98 yards for a touchdown with a Jim Thorpe fumble in a 26-0 win over the Oorang Indians at Wrigley Field November 4, 1923. The record stood until Oakland's Jack Tatum returned a Green Bay fumble 104 yards in 1972. After he played end for the Bears from 1920-'29, he was named to the NFL All Pro Squad of the 1920's.

Halas' intensity and competitive drive gave the Bears colorful, dramatic flair. He seeks to add dignity to the sport he loves so deeply. Halas and the Bears are responsible for these innovations, some unorthodox at the time they were introduced:

First pro team to practice daily; to take game movies for study and strategic purposes; to hire its own band whose repertoire featured its own team song "Bear Down, Chicago Bears"; to publish and distribute a club newspaper to fans; to encourage radio broadcasts of games; to have a homecoming game every season with an evening banquet for all ex-Bears; to agree to a Sudden Death plan for playoff games (in 1941 with Green Bay—six years before NFL adoption).

When Halas signed Red Grange in 1925 and arranged a coast-to-coast tour, the Bears brought N.F.L. football to cities that had hardly heard of it.

As Halas says: "What we had going for us was the great, bursting enthusiasm of the players; their genuine liking for the game and the bruising contact. That hasn't changed. The players of the present are just as intense. And that is why the game has come as far as it has; fans in the early days responded to the all-out effort of the players. Fans now respond just the same, but in greater numbers."

Perhaps the most powerful influence on Halas a year or two before he dedicated himself to pro football was Coach Bob Zuppke's farewell talk to the 1918 Illinois team. Halas never forgot Zuppke's words:

"Goodby makes no sense whatever. Just when all of you begin to know something about football after three years, I lose you. Football is the only sport that ends a man's career just when it should be beginning."

Halas, of course, had much to do with changing Zuppke's appraisal. Professional football is an extension of a player's competitive life but Halas has always cautioned veterans and rookies alike:

"Don't regard pro football as a complete career in itself. Don't see it as the beginning and the end of

your earning power. Plan for the years beyond. Use the glamor of the game to attract attention to yourself by playing well. That will develop first, an off-season occupation, and then assurance of a substantial future."

Four times, Halas has interrupted his coaching activities of his own volition.

Coincidentally, in 1933 and again in 1946 when Halas resumed head coaching duties after having been away, his Bears' team won world championships immediately. Taking over for Driscoll in 1958, Halas needed a little more time to develop the "big" winner, but that did happen in 1963 when the Bears won their eighth championship.

(Halas' Bears actually won nine championship games but only eight are recognized by the NFL at this time. Number nine was in 1924 when the Bears whipped the Cleveland Bulldogs 23-0 in Wrigley Field Dec. 7. In those days, championships were awarded at post-season League meetings. Halas says with a grin "... I left the meeting room to go to the washroom and when I got back they had awarded the championship to Cleveland.")

The Associated Press, The Sporting News, and The United Press International named him Coach of the Year after the 1963 and 1965 seasons.

He retired from coaching May 27, 1968.

The team rather than the individual has always been the philosophy of the Bears. The Bears are tied with the old Canton Bulldogs for most consecutive regular season games without defeats—24. Canton did it in 1922-23, (21 wins, three ties) while the Bears turned the trick from 1941 through '43 (23 wins, one tie). The Bears scored most consecutive victories, all games, 18 in a row (1933-'34 and again in 1941-'42), since tied. Their 17 straight regular season victories (1933-'34) were another record—and they share second place in this category with 16 in a row: Bears (1941-'42) and Miami (1971-'73).

The Bears also went an incredible 30 games without a defeat from 1932 to 1933. That span includes regular season, championship, and pre-season games.

During the early 1940's, the team probably reached the height of its power with four straight Western Conference titles; three world championships; a fantastic four season record (including pre-season games) of 62 victories, 7 losses, 1 tie for an astronomical winning percentage of .899, 2,164 points against 842. The 1940 Bears, which destroyed the Washington Redskins with an all-time high scoring mark of 73-0 for the world championship, was voted the greatest professional team of all time by the National Academy of Sports Editors in 1963.



GEORGE HALAS, JR.
President



EDWARD W. McCASKEY
Vice President

GEORGE HALAS

President

Entering his 30th year in professional football, Bear president George (Mugs) Halas has seen it all and been part and parcel of the NFL's unparalleled growth.

In 1950, Mugs first season in the Club's front office, Bert Bell was commissioner and the All-America Football Conference merged with the NFL adding Cleveland, San Francisco, and Baltimore to the League. In 1950, two-platoon pro football was born and teams began to have their games on television regularly.

Since then, there have been two other Leagues—the AFL and WFL—one more merger, and one collective bargaining agreement.

Halas was a member of the executive committee of the NFL Management Council that achieved the collective bargaining agreement. Other members of the committee were Wellington Mara of the New York Giants, Rankin Smith of Atlanta, Art Modell of Cleveland, Ralph Wilson of Buffalo, and Joe Robbie of Miami.

President of the Club since 1963, Mugs (nicknamed by his father George S. Halas) became the Bears' treasurer in 1953.

A Business Administration graduate of Loyola University in 1949, Halas is a life-long resident of Chicago who attended Loyola Academy.

He learned football the hard way. As a young man, he hung helmets in the locker room before games and carried the water on the sideline during.

Mugs served with the U.S. Naval Reserve during World War II prior to completing his college education.

Halas serves on the board of directors of the Park National Bank, the Chicago Association of Retarded Children, and United Cerebral Palsy and is a trustee of the Pop Warner Football League.

Born September 4, 1925, Halas is married (Pat) and has two children.

ED McCASKEY

Vice President

Community involvement programs are a natural for the Chicago Bears Vice President Ed McCaskey, who once was a professional night club singer.

An executive with the Bears since 1967, McCaskey has been the spearhead for the Club's civic projects.

A close friend of the late Brian Piccolo, whom he considered a son, McCaskey worked closely with Screen Gems in the production of the movie "Brian's Song." He represents the NFL owners on the Brian Piccolo Golf Tournament Committee that has donated over \$280,000 to the Memorial Sloan-Kettering Cancer Center in New York, as a memorial to Brian Piccolo.

Entering the business world after World War II, McCaskey was in the music publishing business in New York and associated with the late Jimmy Dorsey.

Since coming to Chicago in '49, he has been merchandising manager for the National Retail Tea and Coffee Association, executive vice-president of Merchandise Service, Inc., and an account executive for E. F. MacDonald Co.

Born April 27, 1919, in Philadelphia, McCaskey sang with dance bands before enrolling at the University of Pennsylvania in 1940. He continued a singing career during his collegiate days and was elected a class president at Penn. After graduation in absentia in '43, McCaskey served with the 80th Infantry in France—enlisting as a private and leaving the Army with Captain's rank.

He serves on the board of trustees of Rosary College.

McCaskey and his wife Virginia have 11 children, ten grandchildren and reside in Des Plaines.

JIM FINKS

Vice President, General Manager, Chief Operating Officer



In pro football, May is the month of unbridled enthusiasm and optimism. The draft—pro football's lifeblood—is held that month. Next year's schedule commands attention at that time. Training camp is right around the corner.

But five minutes after the 1978 collegiate player draft was completed, Bear general manager Jim Finks was looking ahead to May 1979:

"We've had to do a lot of mortgaging up to now. Next year we can start building without debts to be paid," Finks looked ahead.

Despite disappointment from Chicago's 1978 7-9 finish, Finks remains unflappably realistic:

"Two years ago, we were the toast of the town because we were 9-5 and went to the playoffs. Last year we were 7-9 and didn't. But the fact remains we'll take a better team to training camp this year from the 7-9 team than we did a year ago from that playoff team."

Finks' ability to view the forest through an occasional sight-blocking tree has kept the Bears pointed toward steady improvement of their on-field product. The Bears are entering their fifth year under Finks' leadership this season. In that time, he has led them first from the NFL depths to pro football's middle ground, and now to the point where there's despair if the team doesn't make the playoffs.

As executive vice-president, general manager and chief operating officer, Finks joined the NFL charter franchise Sept. 12, 1974.

Throughout that season, he studied the Club and its personnel before launching a massive reconstruction project that touched all aspects of the operation. Working his basic philosophy, "be sound from top to bottom, let the system work, neither overreact, panic or play to the media", only five staffers and 10 players remain from the pre-Finks era.

Finks, who will be 52 Aug. 31 (1927), broke into the NFL in 1949 as a rookie quarterback with the Pittsburgh Steelers from Tulsa University.

Since that time, he has been an NFL regular at both defensive back and quarterback, a college

(Notre Dame) coach, a Canadian Football League (CFL) scout and general manager, an NFL Club Vice President and General Manager, and League Executive—all with distinction.

Finks joined the Bears after serving full time with the Management Council through the turbulent summer of '74 and its player strike. Previously his 10-year association with Minnesota brought the Vikings to the top of the professional game. Finks joined Minnesota in 1964 as its general manager and six seasons later saw the Purple Gang in their first Super Bowl (Jan. 11, 1970).

That same season (1969) Finks was named Vice President of the Minnesota Club—retaining his general manager's duties.

As Viking fortunes increased to include 47 victories in his last four seasons (1970-'73), Finks resigned his post in Minnesota. He was the Club's Executive Vice-President when he tendered his resignation following the Vikings second Super Bowl.

Finks was a T-formation collegiate quarterback at Tulsa before he entered the NFL with the Steelers.

Pittsburgh still employed a single wing offense, however, and the 5-10, 175-pound passer found himself defending passes. From 1949-'51, Finks was a regular in the Steeler secondary.

In 1952, the Steelers converted to the T-formation and Finks switched back to quarterback. In '53, he joined Otto Graham as the Eastern Conference quarterbacks in the Pro Bowl.

Finks left the pro game to coach Notre Dame's 1956 backfield under Terry Brennan.

He scouted for Calgary in the Canadian League the following season and took over as general manager of the Stampeders in late 1957. He remained with the Stampeders until moving to Minnesota in '64.

In 1968, he was on the first NFL negotiating committee that met with the Players' Association.

Finks and his wife Maxine have four sons—Jim, David, Dan and Tom. He is a native of Salem in south central Illinois about 70 miles east of St. Louis.

DEPARTMENT HEADS



BILL McGRANE
Assistant to
General Manager



GEORGE ARNESON
Stadium Operations



TED HARACZ
Public Relations



JERRY VAINISI
Treasurer



RUDY CUSTER
Business



JIM PARMER
College Scouting



BILL TOBIN
Pro Scouting



FRED CAITO
Trainer



CLYDE EMRICH
Physical Coordinator



MITCH FRIEDMAN
Film



RAY EARLEY
Equipment

NEILL ARMSTRONG Head Coach



The closer the observer of Chicago's pro football scene, the higher regard for Bear coach Neill Ford Armstrong. If football were war, men would be saying about him, "Here's a guy I'd share my foxhole with".

A football coach gets that kind of reputation by performance under pressure. In Armstrong's case, the pressure took the form of an eight-game losing streak in his first season as the Chicago Bears' head coach. Armstrong led his Bears out of that mid-season slump to victories in four of their last five games. In a sport where winning is everything and inertia is near impossible to halt, the Chicago finish was monumental.

Signing on with the Bears last year (2/16/78) after eight seasons as defensive coordinator of the Minnesota Vikings, Armstrong enters his 27th season of pro football warfare this year with a goal of returning the Bears to the playoffs he knows so well.

The 53-year-old (3/9/26) Armstrong has been in the NFL playoffs after 11 of his 15 seasons as a player and coach. He saw duty in eight additional playoffs as his football career progressed through the collegiate, AFL and CFL levels.

A native of Tishomingo, population 2,663 off Highway 99 on the northern tip of Lake Texoma in southeast Oklahoma, Armstrong prepared himself for his coaching career as a standout athlete.

After a spectacular career as a high school athlete, Armstrong earned All-America end honors at Oklahoma A&M (now Oklahoma State) and was recognized as one of the country's outstanding collegiate hurdlers.

Perhaps an indicator of his future profession, it was Armstrong from his end position who called the Oklahoma A&M signals—not the quarterback. A&M was a college football power during the 1943-46 Armstrong years going 21 games without a loss during that span and winning post-season games in

the Cotton and Sugar bowls.

Following those collegiate triumphs, Armstrong was the Philadelphia Eagles' number one draft choice in 1947 as an offensive end and defensive back. In his five NFL seasons (1947-51), the Eagles played for the NFL championship three times winning in '48 (over the Chicago Cardinals 7-0) and 1949 (over the LA Rams 14-0).

Continuing his playing days until 1954 in the CFL with the Winnipeg Blue Bombers, Armstrong began his coaching career with a seven-year tour as an assistant at his Alma Mater Oklahoma State from 1955 to 1961.

His first coaching exposure to professional football came with the Houston Oilers teams of Frank "Pop" Ivy that were 17-11 in 1962 and 1963 in the infant American Football League. The '62 Oilers advanced to the AFL championship where they fell in sudden death overtime 20-17 to the Dallas Texans.

In 1964, Armstrong left Houston for his first head coaching assignment at Edmonton in the CFL. During a six-year reign with the Eskimos, Armstrong led a once downtrodden team into the Grey Cup playoffs three times.

Following the 1969 Canadian season, Armstrong shunned a collegiate administrator's position to join ex-CFL coaching rival and former Philadelphia-Winnipeg teammate Bud Grant with the Minnesota Vikings.

The Vikings were in the midst of their first Super Bowl drive when Armstrong joined them in November. In 1970, the following season, Grant named him Minnesota's defensive coordinator. Minnesota was the NFC Central Division playoff representative all but once (1972) in Armstrong's nine seasons there and won NFC titles in 1969, 1973, 1974 and 1976.

Neill and his wife, Jane, live in Lake Forest and have three children.

ASSISTANT COACHES

JERRY FREIOFFENSIVE LINE

You'll have little difficulty spotting assistant coach Jerry Frei (pron: fry) on the sidelines during a game. He's the man surrounded by the biggest people on the team—the offensive linemen.

Frei, whose abilities to revise blocking schemes during the heat of battle are a necessity to winning, begins his eighth season as an NFL offensive line coach and second with the Bears this year.

A coach for 27 years, the 54-year-old Frei has tutored the blocking corps at Denver and Tampa Bay before joining Neill Armstrong's Bear staff.

Charged with the critical responsibility of bringing along a promising group of linemen whose average age is 26, Frei was an offensive lineman as a collegian on the standout Wisconsin teams of 1942, 1946-47. Among his Badger teammates who would later star in the NFL were Elroy Hirsch and Pat Harder.

A native midwesterner who was born June 3, 1924 at Brooklyn, Wisc., Frei began his pro coaching career with the Broncos in 1972. He joined John McKay's first Buccaneer staff in 1976.

A 1948 graduate of Wisconsin, Frei spent 12 years as a collegiate assistant coach at the University of Oregon from 1955 through 1966.

He succeeded Len Casanova as the Ducks' head coach in 1967. Although Oregon compiled a 22-29-2 record during his five years as head coach, the Ducks' 1970 record of 6-4-1 was good for second place in the Pac-8. That finish remains Oregon's highest ever Pac-8 standing.

Twice during that 1970 season Frei was named "Coach of the Week" after the Ducks upset Southern Cal and Air Force. His first collegiate coaching experience came from 1952 to 1954 at Willamette University.

DOUG GERHARTRECEIVERS

The newest addition to Neill Armstrong's Chicago coaching staff wrote the book on explosive passing. Doug Gerhart, 42, who joined the Bears in February, puts his theories to test teaching the Club's receiver corps.

He brings the Bears 18 years of coaching experience—the last four in the NFL—most of it dedicated to offense.

Last season he was administrative assistant to Lion head coach Monte Clark in Detroit. There he structured the Lions' computer scouting and game plan preparation as well as coached the offense.

Gerhart, who authored the book "Coaching an Explosive Passing Offense" in 1969, handled quarterbacks, receivers, and running backs on two San Francisco 49er staffs in 1976 and 1977.

He began his NFL career in Cleveland in '75 as the Browns' receiver coach.

Before entering the NFL, Gerhart tutored offenses on the collegiate level at his Alma Mater Occidental (1965-69), Princeton (1970), Tulsa (1971-72), and Colorado State (1973-74).

The CSU Rams led the nation in passing offense in '74. Two of his collegiate receivers were Drew Pearson (of Tulsa and the Dallas Cowboys) and Willie Miller (of Colorado State and the Los Angeles Rams).

Gerhart was head coach at Occidental from 1967-69 where his teams led their conference in total offense all three seasons.

DALE HAUPTDEFENSIVE LINE

The Bears improved their production of sacks from 27 in 1977 to 40 last year—Dale Haupt's first season as the Club's defensive line coach.

Twenty-one years after he last played competitive football in the Army at Fort Benning, Haupt finds himself starting his second season of professional football coaching.

At Duke in 1977, Haupt spent 17 years coaching major college football. After six of those seasons, his teams went to bowl games.



Born April 12, 1929 at Manitowoc, Wis., the three-time University of Wyoming letterman spent six years tutoring linemen in the Atlantic Coast Conference. His one year at Duke was preceded by a five-year stint at North Carolina State (1972-76).

Wyoming's most valuable player as junior guard-linebacker in 1952, Haupt was the Cowboys' captain as a senior. A two-time all-conference pick, he played with the 1954 Green Bay Packers before entering the Army.

Discharged with the rank 1st Lt. in 1957, Haupt coached high school football (Apopka, Fla., Casper, Wyo., and Daytona Beach, Fla.) for three years before teaching the college game.

Haupt began his college coaching career at Tennessee where he was head freshman coach from 1960-63. He joined the varsity staff at Iowa State (1964 & '65) for two seasons before a six-year tour at the University of Richmond (1966-71).

He coached in the 1968 and 1971 Tangerine Bowls, the 1972 and 1975 Peach Bowls, the 1973 Liberty Bowl, and the 1974 Astro-Bluebonnet Bowl.

Haupt holds a B.S. in education from Wyoming and a masters degree in education from East Carolina.



HANK KUHLMANN . . . RUNNING BACKS & SPECIAL TEAMS

Trusted with guiding the National Football League's top brace of running backs, one might think Hank Kuhlmann enjoys his work. With Walter Payton and Roland Harper around, he does.

Kuhlmann's responsibility is coaching running backs and special teams. Pressed, Kuhlmann will admit he enjoys the special teams assignment as much as his running back coaching duties. It shows. The Bears improved their kick blocking numbers, for example, from one in '77 to eight last year—Kuhlmann's first on the staff.

After three years helping shake down Notre Dame thunder on collegiate opponents, Kuhlmann (pron: kool-man) returned to National Football Conference Central Division warfare in 1978.

Kuhlmann, 41, guided the Notre Dame running backs and special teamers as the Fighting Irish won the national collegiate championship in 1977—his third on Dan Devine's staff.

Born Oct. 5, 1937 at St. Louis, Kuhlmann got his first exposure to the National Football League from 1972 to 1974 as tutor of the Green Bay Packer special teams.

A two sport all-Big Eight athlete as a running back and baseball catcher at the University of Missouri, Kuhlmann began his coaching career at his alma mater in 1963. For six of his nine seasons, he was offensive backfield coach.

As a catcher, Kuhlmann played on Missouri's 1958 baseball team that advanced to the NCAA finals.

Following his 1959 graduation, he played four seasons in the St. Louis baseball Cardinals farm system. He retired from baseball in '63 to join the Missouri coaching staff.

JIM LaRUE . . . DEFENSIVE BACKFIELD

When a man opts for a career in coaching, he knows it won't be easy. But secondary coach Jim LaRue didn't expect the difficulties encountered in his first season with the Bears as four of the Club's defensive backfield veterans missed a total of 23 regular season games.

A coaches' coach with 10 of his former quarterbacks in the business, LaRue joined the Bears after two seasons on the offensive staff of the Buffalo Bills. Prior to entering the NFL in 1975, he was an assistant coach at six major colleges and a successful head coach at the University of Arizona.

Leader of the Wildcats for eight seasons from 1959 to 1966, the LaRue-coached Arizona team posted a 41-37-2 record, compiled a 8-1-1 mark as an independent in 1961, and won a share of the WAC title in 1964. That 8-1-1 mark is the best one-year record in Arizona football history.

A two-way halfback in college at Carson-Newman, Duke, and Maryland



during the WWII years, LaRue is a Duke mathematics graduate who holds a master's degree in education from Maryland. He played in three bowl games as a collegian including the classic 1945 Duke-Alabama Sugar Bowl. Drafted by the professionals twice, LaRue opted for coaching and teaching.

His career as a collegiate assistant has taken him to Maryland (1950), Kansas State ('51 & '54), Houston (1955-56), Southern Methodist (1957-58), Utah (1967-73), and Wake Forest (1974-75). Among his charges at SMU was quarterback Don Meredith.

LaRue, born August 11, 1925 in Clinton, Okla., was athletic director and head coach at Bainbridge Naval Training Center in 1952 and 1953.

KEN MEYER OFFENSIVE COORDINATOR

One of the Bears' top coaching priorities during the offseason called for restructuring of the offensive passing attack. Enter the domain of Ken Meyer—one of the NFL's top offensive strategists.

Head coach of the San Francisco 49ers in 1977 and a pro coach for the past 12 years, Meyer directed the potent Los Angeles offense from 1973 to 1976 as the Rams racked up four successive division championships.

A coach since 1950 when he started his career in the Ohio high school system, Meyer was head offensive coach under Paul (Bear) Bryant at Alabama from 1963 through 1967. There, led by quarterbacks Joe Namath, Steve Sloan and Ken Stabler, the Crimson Tide played in five successive bowl games.

He has also had college coaching stints as an assistant at Florida State (1960-62), Wake Forest (1958-59), and his alma mater Denison (1952-57). He was a standout quarterback at Denison from 1947 to 1950.

Meyer began his pro coaching career as Dick Nolan's backfield coach at San Francisco in 1968. He joined Weeb Ewbank's New York Jet staff the following year as top offensive assistant and was with the Jets for four seasons.

In 1977, the 49ers finished with wins in five of their last nine games but could not overcome a 0-5 start.

Meyer, who holds a masters degree from Ohio State, was born July 14, 1926 at Erie, Pa. He attended high school in Ashtabula Harbor, Ohio.



JAMES (BUDDY) RYAN DEFENSIVE COORDINATOR

If Chicago's defense improves as much in 1979 as it did last year—Buddy Ryan's first year with the Club, the Bears will be fielding the NFL's top defensive unit. Chicago rose from 22nd in the League to 9th last season.

One of the few coaches who have been to Super Bowls with two different teams, Ryan would like to make three-with-three as he begins his second season as the Bears' defensive coordinator.

Ryan, 45, an 11-year veteran NFL defensive coach, was the Minnesota Vikings line coach for two seasons prior to joining the Bears in 1978. The first assistant hired by Neill Armstrong, Ryan also works with the Bear linebackers.

Ryan, like Armstrong, is a graduate of Oklahoma State. From 1968 through 1975, he was on the defensive staff of the New York Jets under Hall of Fame coach, Weeb Ewbank.

He has been to the Super Bowl as an assistant coach twice—winning with the Jets in 1969 and losing with the Vikings in the 1977 game.

A four-year letterman offensive guard at Oklahoma State from 1952-55, Ryan served in the U.S. Army in Korea and was discharged with the rank of master sergeant. While in the service, Ryan played on the Fourth Army championship team in Japan.

He began his coaching career at the University of Buffalo as defensive coordinator from 1961 to 1965. Ryan was also defensive coordinator at Vanderbilt (1966) and at University of the Pacific (1967) before joining the Jets.

Ryan was born Feb. 17, 1934 at Frederick, Okla.





TED ALBRECHT T-G 6-4 255 California 3rd Year
Joined Bears: 1977, D-1 Born: 10/8/54, Harvey, IL



PROFESSIONAL: Started 27 of last 28 regular season games at LT . . . missed Oakland overtime loss (10-1) with foot sprain last year but returned to start last 11 games . . . has also made preseason starts at both guard spots . . . first round '77 draft pick . . . fifth offensive lineman selected . . . was consensus all-rookie pick that season . . . started pro play on KO return team.

COLLEGIATE: Started 33 games at right tackle for Golden Bears . . . saw first guard action in four post-season bowl games . . . two-time all-Pac 8, all-Coast pick . . . only Cal player to win two team awards—the Brick Muller (most valuable lineman) and the Andy Smith (playing time leader) . . . ran 40 in :04.8 as collegian . . . played in North-South, East-West, Hula and Japan Bowls.

PERSONAL: Given name Theodore Carl Albrecht . . . suburban Deerfield home owner . . . director and founder of Shriners' "Teddy Bear Club for Kids" . . . family moved from Chicago to Valejo, CA when Ted was four . . . five-sport Valejo High athlete with enough catching skills to attract Chicago White Sox attention . . . interested in community projects, cooking, German beer . . . purchased 40 Prep Nite II tickets for youth project . . . switched major from business to sociology after junior year.

Albrecht's Pro Stats

Total Games 29 all Chicago: 1977 (14), 1978 (15)

LIONEL ANTOINE T 6-6 267 Southern Illinois 7th Year
Joined Bears: 1972, D-1a Born: 8/31/50, Biloxi, MS



PROFESSIONAL: Reported ever improving left knee strength over off-season after spending '77 on injured reserve with knee surgery . . . in comeback season last year started one game (Raiders 10/1) and played LT in eight others . . . should be ready for full-time duty this season . . . was regular left tackle 1974-76 . . . gathered nine votes to all-NFC team after '76 season . . . third player selected in '72 draft behind DEs Walt Patulski and Sherman White . . . Bears got pick trading C Bob Hyland and DB Bennie McRae to Giants . . . suffered left knee injury (and subsequent surgery) in first preseason game with Bears at Houston . . . got into last two '72 games as defensive end . . . became regular in game 13 of '73 . . . played in 38 consecutive League games before left knee forced him to miss 1976 Oakland game.

COLLEGIATE: Played defensive end, tackle and tight end at SIU . . . caught 53 passes for 730 yards there . . . his 21 for 365 led Salukis as a junior . . . named to '71 AP Little All-American team . . . in Senior Bowl played OT, DT and DE . . . also played in East-West and '72 College All-Star (Cowboys 20-7) games.

PERSONAL: Given name Lionel Sylvester Antoine (pron: AN-twan) . . . nickname Twine . . . married (Betty) . . . five children . . . hobbies include hunting and fishing in native Mississippi . . . attended Biloxi (MS) Nichols High where he played football, basketball and baseball . . . at age 13 barred from Little league football because of 6-1, 150-pound size . . . has donated time to National Hemophilia Foundation and March of Dimes . . . BA in physical education.

Antoine's Pro Stats

Total Games 68 all Chicago: 1972 (5), 1973 (13), 1974 (14), 1975 (14), 1976 (13), 1977 (0), 1978 (9).

Blocked Kicks in '78

The Bears were credited with seven blocked kicks last season: Jim Osborne (FG), Lenny Walterscheid (Punt), Virgil Livers (FG), Tom Hicks (PAT), Alan Page (PAT), Art Best (Punt) and Bruce Herron (Punt).

BOB AVELLINI**QB 6-2 206****Maryland****5th Year****Joined Bears: 1975, D-6a****Born: 8/28/53, Queens, NY**

PROFESSIONAL: Heads into fifth pro season attempting to win back starting QB slot . . . watched last two '78 games from bench . . . made 42 consecutive starts before yielding to Mike Phipps at Minnesota 11/12 last year . . . owns 44 career starts in which Bears are 22-22 . . . has never missed a game with an injury . . . start string was NFC's longest when it ended . . . threw first Bear playoff TD pass since 1946 at Dallas hitting Steve Schubert for 34 yards in '77 . . . QB rating of 61.7 in '77 is Bears best since 1969 . . . righthanded, dropback passer who has thrown for over 200 yards 11 times as a pro . . . joins Luckman, Blanda, Lujack, Wade, Bukich & Concannon as only Bears to have thrown for over 2,000 yards in a season . . . trimmed 15 pounds from playing weight following '76 season . . . four QBs taken ahead of him in '75 draft—Steve Bartkowski (Falcons), Gary Scheide (Bengals), Steve Grogan (Patriots), and Dave Humm (Raiders).

COLLEGIATE: Led Terps to 8-3 record, first undisputed Atlantic Coast Conference championship as senior . . . two Bowls (Liberty, Peach) in his three seasons . . . injuries (hip, knee) hampered junior season . . . career stats 231 of 394 (58.5%); 3,232 yards; 15 TDs . . . set numerous ACC and Maryland records . . . passed for 314 yards in first college start as sophomore (Duke, 21 of 31) . . . impressed Bears in Senior Bowl . . . college baseball shortstop/pitcher.

PERSONAL: Given name Robert Hayden Avellini . . . resides in suburban Northbrook . . . works in sales for Midland Paper during the off-season . . . avid golfer . . . honor roll student at Maryland in business administration . . . captained football, basketball, baseball teams at New Hyde Park Memorial High . . . Fellowship of Christian Athletes member . . . is volunteer to YMCA Big Brother program . . . honorary director of Les Turner ALS Foundation.

Avellini's Pro Stats

Passing	Gms.	Att.	Com.	Pct.	Yds.	Int.	TDs	Rating	Rush	Yds.	Avg.	TD
1978 Bears	13	264	141	53.4	1718	16	5	54.6	34	54	1.6	2
1977 Bears	14	293	154	52.6	2004	18	11	61.7	37	109	2.9	1
1976 Bears	14	271	118	43.5	1580	15	8	49.7	18	58	3.2	1
1975 Bears	8	126	67	53.2	942	11	6	57.3	4	-3	-0.8	1
Career	49	954	480	50.3	6244	60	30	55.4	93	218	2.3	5

Long Pass: at Detroit 11/24/77, 75t to Walter Payton.

Top Percentage: at Detroit 9/17/78, 75.0 (9-12-151).

Most Completions: at Green Bay 10/8/78, 23 (23-37-224).

Most Attempts: vs Saints 10/2/77, 38 (18-38-235).

Most Yards: at Detroit 11/24/77, 260 (14-21-260).

Most TD Passes: 3, three times: last vs Rams 10/10/77 (11-17-219).

BRIAN BASCHNAGEL**WR-KR 6-0 184****Ohio St.****4th Year****Joined Bears: 1976, D-3****Born: 1/8/54, Kingston, NY**

PROFESSIONAL: Excellent placement holder . . . plagued by concussion, high bruise, ankle last season but did not miss a game . . . had right knee surgery during off-season . . . missed last four games of '77 after left ankle ligament surgery . . . owns 18 career starts—12 as a rookie, 1 (Seattle 11/5 last year) . . . led Bear KOR men all three seasons . . . led NFL in KOR yards as rookie with 754 . . . set Bear record with 8 KORs at Houston 11/6/77 . . . was special teams captain as rookie . . . plays on all five teams . . . voted Bears' Piccolo Award by veterans after rookie season . . . second unit PFWA all-rookie pick . . . got game ball from '77 Viking victory . . . began Bear career as cornerback . . . second Chicago pick in '76 draft.

COLLEGIATE: Two-time academic all-America as wing back at Ohio State . . . played in four Rose Bowls . . . made 670 yards rushing at OSU, 794 receiving, 406 returning kickoffs and 167 returning punts . . . had 7.8 yard career rushing

average . . . from Woody Hayes: "I've never coached a more willing athlete" . . . played in last College All-Star game (Pittsburgh 24-0), Hula Bowl, Japan Bowl.

PERSONAL: Given name Brian Dale Baschnagel (pron. bash-nay-gull) . . . was Rhodes candidate . . . NCAA & Football Foundation Hall of Fame Scholar-Athlete . . . working on post-graduate degree in accounting at OSU during off-season . . . eyes CPA . . . received OSU Sullivan Pacesetter Award . . . worked for Pittsburgh Pirate PR department in summer 1973 . . . attended 19 different schools between first and 12th grades . . . graduated from Pittsburgh North Allegheny High where as prep all-America gained 450 yards in one game . . . donated time to Big Brothers Multiple Sclerosis Society . . . has BA in finance.

Baschnagel's Pro Stats

	Gms.	Rec.	Yds.	TD	PR	Yds.	TD	KOR	Yds.	TD
1978 Bears	16	2	29	0	1	2	0	20	455	0
1977 Bears	10	4	50	0	3	54	0	23	557	1
1976 Bears	14	13	226	0	2	2	0	29	754	0
Career	40	19	305	0	6	58	0	72	1766	1

Rushing: 1976, 1 for -12; 1977, 1 for 0; 1978, 1 for 0. Passing: 1977, 0 for 1.

Long Catch: vs Broncos 12/12/76, 58 from Bob Avellini.

Most Caught: 3, three times; last vs Chiefs 11/13/77 (3-48).

Most Yds Rec: vs Broncos 12/12/76, 58 (1-58).

Long KOR: vs Falcons 10/23/77, 84t (5-162).

Most KORs: at Houston 11/6/77, 8 (8-185).

Most Yds KORs: at Houston 11/6/77, 185 (8-185).

Long PR: vs Chiefs 11/13/77, 42 (1-42).

Most PRs: 1, six times; last at Minnesota 11/12/78 (1-2).

Most Yds PRs: vs Chiefs 11/13/77, 42 (1-42).

ART BEST

RB 6-1 205

Kent State

3rd Year

Joined Bears: 1977, W-Rams

Born: 3/18/53, Camden, NJ



PROFESSIONAL: Has blocked three punts (all setting up TDs) in two-year Bear career—vs Detroit (Mitch Hoopes) in '77 opener, vs Minnesota (Greg Coleman) 11/12/78, & in pre-season 8/5/78 vs Oakland (Ray Guy) . . . one of four '78 Bears obtained via waivers . . . as Payton backup last year carried ball twice for 11 yards at Denver . . . carried 3 times each vs GB and Houston in '77 . . . has not missed a game since joining Club 9/7/78 from LA . . . was 6th round Ram choice that year.

COLLEGIATE: Three-year letterman at Notre Dame before transferring to Kent State for senior season . . . in first varsity carry as freshman for Irish in 1972 ran 56 yards for TD against Pittsburgh . . . gained 700 of his 1,099 rushing yards at Notre Dame as sophomore in '73 . . . suffered broken jaw in '74 opener but still gained 241 yards rushing . . . after sitting out '75 at Kent State, became the fourth player in KSU history to rush for more than 1,000 yards . . . gained 1,030 there with 10 TDs in 194 tries . . . set KSU record with four rushing TDs versus Northern Illinois.

PERSONAL: Given name Arthur Best . . . married (Teresa) . . . prep star athlete at Gahanna (Ohio) Bishop Hartley High earning letters in football, track, wrestling . . . cinder times :09.7, :22.0, :49.0 . . . resides in Wheeling . . . has BS in architecture.

Best's Pro Stats

Rushing	Att.	Yds.	Avg.	TD	KOR	Yds.	Avg.	TD	Gms.
1978 Bears	2	11	5.5	0	0	0	0.0	0	16
1977 Bears	6	20	3.3	0	6	127	21.2	0	14
Career	8	31	3.9	0	6	127	21.2	0	30

1978: 6 solo tackles and 1 blocked kick (at Minnesota 11/2)

Long Rush: at Green Bay 10/30/77, 6 (3-12)

at Denver 10/16/78, 6 (2-11)

Long KOR: vs Rams 10/10/77, 29 (4-104)

Most KORs: vs Rams 10/10/77, 4 (4-104)

Most Yds KORs: vs Rams 10/10/77, 104 (4-104)

WAYMOND BRYANT LB 683 239 Tennessee St. 5th Year
Joined Bears: 1974, D-1a Born: 7/28/52, Dallas, TX



PROFESSIONAL: Spent '78 season on injured reserve when auxiliary nerve caused degenerating muscle in right shoulder . . . attempted to solve problem this winter with acupuncture treatments in Kansas City . . . started 12 of 14 '77 games as RLB . . . last player to have tackled Joe Namath in an NFL game 10/10/77 . . . had season high 10 tackles vs Rams that night . . . has been outside linebacker for 2½ seasons after starting pro career as MLB . . . earned honorable mention to UPI all-NFC team after '76 season . . . owns game ball from Detroit victory of '76 . . . 1974 NFC defensive rookie of the year . . . fourth player selected in '74 draft behind Ed Jones (Dallas), Bo Matthews (Chargers), and John Hicks (Giants).

COLLEGIATE: Played in Senior Bowl, East-West game following sensational career at Tennessee State . . . four-time letterman . . . had 76-yard interception return for 6 vs Grambling . . . Sporting News all-America . . . 188 tackles in last three seasons at State . . . began career as down lineman . . . selected for '74 College All-Star game.

PERSONAL: Given name Waymond Bryant . . . married (Mary), one son . . . resides in Tuscaloosa, AL during off-season . . . attended Dallas Roosevelt High participating in football, track . . . superstitious about wearing knit cap under helmet . . . has BS in recreation.

Bryant's Pro Stats

Interceptions	No.	Yds.	TD	Tkl/s/		Fum	Pass	Force	Tkl/s/		Sacks	Gms.
				Solo	Asst				Rec	Def		
1978												
						Chicago	Bears	Injured	Reserve	List		
1977 Bears	0	0	0	85	63	2	2	1	7	23	1.5/12.5	13
1976 Bears	2	6	0	115	80	2	7	2	11	47	3/15	14
1975 Bears	0	0	0	112	74	3	5	0	1	4	0/0	13
1974 Bears	2	11	0	110	69	2	—	—	—	—	3/17	14
Career	4	17	0	422	286	9	14	3	19	74	7.5/44.5	54

Long Interception Return: vs Vikings at Bloomington 9/29/74, 11 off Fran Tarkenton.

Most Solos: 10 twice

Most Total Tackles: vs Colts 9/21/75, 16.

Most Sacks: 1, seven times; last at Detroit 11/24/77.

Most Interceptions: at Seattle 12/5/7, 2 for 6.

DOUG BUFFONE LB 6-2 226 Louisville 13th Year
Joined Bears: 1966, D-4 Born: 6/27/44, Yatesboro, PA



PROFESSIONAL: Only 6 NFL LBs have played in more games—Wayne Walker (200), Ray Nitschke & Matt Hazeltine (190), Nick Buoniconti (183), Dave Edwards (181) & Chuck Howley (180) . . . has played in more games (170) for Bears than any previous player . . . also owns record for consecutive games 142 . . . 22 career interceptions equal LB record established by Hall of Famer Dick Butkus . . . has been Bear defensive captain for last seven seasons starting in '72 . . . starts 14th training camp in July . . . had consecutive games string snapped by Achilles' injury at SF in game 2, '76 . . . missed 11/12 loss at Minnesota with ankle injury . . . started all 15 others at LLB . . . won game balls from two '78 wins—49ers and Redskins . . . only remaining Bear who played under George Halas . . . made first two interceptions off Hall of Famers Bart Starr & Johnny Unitas . . . became regular in '67 . . . called defenses in '75 & '77 . . . only career TD was 1-yard fumble return against Lions in '67—12 years ago . . . was San Diego (8th round) pick in AFL draft . . . voted Bears' "citizen-athlete" in Dodge-NFL program after '75 season winning \$1,000 scholarship for Chicago youth.

COLLEGIATE: Voted to Louisville Hall of Fame in '79 with Johnny Unitas . . . outstanding lineman for Rebels in 1965 South victory over North in Senior Bowl . . . all-Missouri Valley pick . . . second team AP

all-America . . . 134 unassisted in 1964 . . . two-time Louisville captain . . . played in '66 College All-Star game (Green Bay 38-0) . . . outfielder on Card baseball team.

PERSONAL: Given name Douglas John Buffone (pron: buff-own) . . . married (Linda), three children . . . resides in Lake Forest . . . publishes Chicago Bear Report newspaper . . . off-season occupation restaurateur (Hotspurs, BBC—Bombay Bicycle Club, Sweetwater, Jubilation in Las Vegas) . . . hobbies include collecting hunting rifles . . . attended Shannock Valley (PA) High participating in football, basketball, baseball . . . Honorary Chairman 1978 Easter Seal Drive . . . father, grandfather coal miners . . . activities include Easter Seals, Boy Scouts, United Way and numerous other charitable causes . . . has BS degree from Louisville.

Buffone's Pro Stats

Interceptions	No.	Yds.	TD	Tkls/	Fumble	Pass	Force	Tkls/	Sacks	Gms.
				Solo	Rec/Yds	Def.	Fum.	Loss	-Yds	
1978 Bears	3	22	0	65/45	0/0	2	0	1/5	2/20	15
1977 Bears	1	12	0	67/48	0/0	5	0	6/12	1/3	13
1976 Bears	0	0	0	5/3	0/0	1	1	0/0	0/0	2
1975 Bears	1	12	0	99/65	1/0	7	5	7/33	0/0	14
1974 Bears	1	0	0	132/98	2/0	3	—	1/1	0/0	14
1973 Bears	3	22	0	102/83	1/1	6	—	—	1/11	14
1972 Bears	1	0	0	158/96	0/0	—	—	2/6	2/7	14
+1971 Bears	2	27	0	143/76	1/0	7	—	2/11	1/-	14
1970 Bears	4	33	0	140/50	0/0	1	—	3/9	—	14
1969 Bears	2	12	0	93/68	1/0	1	—	1/4	3/-	14
1968 Bears	1	21	0	126/92	1/0	—	1	4/9	9/-	14
* 1967 Bears	3	39	0	112/70	1/1	—	1	2/4	18/-	14
1966 Bears	0	0	0	—	2/0	—	1	—	—	14
Career	22	200	0	1242/795	10/2	33	9	29/94	37/-	170

* Scored TD with one-yard fumble return vs Lions at Detroit 10/5/67.

+ Rushed once for 19 yards against Saints at Chicago 10/10/71.

Long Interception Return: vs Colts at Chicago 10/8/67, 22

vs Cowboys at Chicago 9/16/73, 22.

Most Solos: vs Saints at Chicago 10/6/74, 11.

Most Tackles: vs Saints at Chicago 10/6/74, 13.

Passes Deflected: vs Saints at New Orleans 10/7/73, 4.

GARY CAMPBELL LB 6-1 218 Colorado 3rd Year Joined Bears: 1977, FA Born: 3/4/52, Honolulu, HA



PROFESSIONAL: Got big chance with Waymond Bryant on injured reserve last year . . . responded by starting every game at RLB, finishing second behind Gary Fencik in tackles (110), and playing LBs most consistent ball . . . made first pro sack on Ken Stabler . . . comeback story at 25 after failures with Steelers and Calgary in CFL (1976), made Bears as free agent in '77 . . . only start that year was in miracle win over KC . . . has not missed a game since joining team . . . was 10th round Pittsburgh pick but waived 7/76.

COLLEGIATE: Three-year letterman at RB and LB . . . set freshman rushing record (598 yards) and played RB in first two varsity seasons . . . scored TD in 20-14 '72 upset of Oklahoma . . . was redshirted in '73 after requesting shift to defense after sophomore . . . led team in tackles in '75 in only full season on defense . . . was AP and UPI All-Big Eight 1st team . . . played in Hula and Japan Bowls.

PERSONAL: Given name Gary Kalani Campbell . . . nickname Soupy . . . married (Jennifer) . . . named daughter born 8/7/78 Kealiialohiokalani Audrey . . . first name means My Shining Princess from Heaven . . . middle name for the Campbell's friend Audrey Meadows . . . resides in NW suburban Schaumburg . . . into psycho-cybernetics and meditation . . . prepped at Honolulu St. Louis High participating in football and track—hurdles, long jump, triple jump . . . has BS in education.

Campbell's Pro Stats

	Tkls/ Solo	Fum Rec	Pass Def.	Force Fum.	Tkls/ Loss	Sacks -Yds.	Gms.
1978 Bears	110/82	2	6	3	5/11	3/25	16
1977 Bears	20/14	0	0	0	0/0	0/0	14
Career	130/96	2	6	3	5/11	3/25	30

Most Tackles: 10, three times, last vs Packers 12/10/78

Most Solos: 8, vs Packers 12/10/78

Most Tkls/Loss: vs Lions 10/29/78, 2/4

MIKE COBB TE 6-5 248 Michigan St. 3rd Year
 Joined Bears: 1978, T-Bengals

Born: 12/10/55, Youngstown, OH



MSU.

PROFESSIONAL: Suffered partial separation of left shoulder in third week with Club after being obtained in draft choice trade with Bengals 8/22/78 . . . recovered to see action in last 10 games . . . power blocker . . . first TE and 22nd player selected in '77 draft . . . competitor.

COLLEGIATE: Four-year starter at Michigan State . . . caught 32 passes during his collegiate career for 418 yards and three touchdowns . . . had 15 interceptions for 170 yards and 2 TDs as a senior on his way to earning first-team all-Big 10 honors . . . was MSU's most outstanding lineman as a senior despite missing 6½ games.

PERSONAL: Given name Michael (NMI) Cobb . . . attended Youngstown (OH) North Ohio . . . all-city and all-state in football . . . school MVP in both football and basketball . . . cousin and high school teammate of Seattle running back Sherman Smith . . . working on degree in Criminal Justice during off-season at

Cobb's Pro Stats

	Rec.	Yds.	Avg.	TD	KOR	Yds.	Avg.	TD	Gms.
1977 Bengals	0	0	0.0	0	1	15	15.0	0	13
1978 Bears	1	7	7.0	0	0	0	0.0	0	13
Total	1	7	7.0	0	1	15	15.0	0	26

CHRIS DEVLIN LB 6-2 220 Penn St. 4th Year
 Joined Bears: 1978-FA Born: 11/22/53 Wexford, PA



50

PROFESSIONAL: Last of 13 free agents to make '78 Bear roster signing with Club 11/7/78 . . . waived by Bengals 9/4/78 after starting opener at RLB for Cincy vs KC . . . played on teams last six games after signing . . . seventh round Cincy pick in '75 . . . spent '77 season on injured reserve with torn Achilles tendon . . . missed first five games of '76 with broken collarbone.

COLLEGIATE: Three-time letterman, two-year starter (with Ed O'Neil and Greg Buttle) for Nitanny Lions . . . was DE as sophomore before switch to LB . . . selected Churchman's all-America in '74 . . . State went to two Cotton Bowls, one Sugar, one Orange during Devlin's tenure . . . college teammate of Bear DE Mike Hartenstein.

PERSONAL: Given name Christopher James Devlin . . . married (Wendy), one daughter . . . prepped at Pittsburgh North Allegheny High with Bear WR Brian Baschnagel . . . resides in Cincy during off-season hoping to start home construction business . . . interests include scuba, snow skiing . . . has BS in agricultural economics.

Devlin's Pro Stats

Interceptions	No.	Yds.	Tkls/Solo	Fum Rec	Pass Def.	Force Fum	Blk Kick	Tkls Loss	Sack -Yds	Gms
1978 Bears	0	0	9/5	0	0	0	0	0/0	0/0	7
1977 Bengals	—	—	—	—	—	—	—	—	—	9
1976 Bengals	1	2	—	0	—	—	—	—	—	9
1975 Bengals	0	0	—	0	—	—	—	—	—	14
Totals	1	2	—	0	—	—	—	—	—	30

“BEAR DOWN CHICAGO BEARS”

The lyrics to “Bear Down Chicago Bears”, the Club’s fight song since 1941 are:

“Bear Down, Chicago Bears, Make every play clear the way to victory: Bear Down, Chicago Bears, Put up a fight with a might so fearlessly. We’ll never forget the way you thrilled the nation with your T-formation. Bear Down, Chicago Bears, and let them know why you’re wearing the crown. You’re the pride and joy of Illinois, Chicago Bears, Bear Down.”

ROBIN EARL **RB-P 6-5 241** **Washington** **3rd Year**
Joined Bears: 1977, D-3 **Born: 3/18/55, Boise, ID**



PROFESSIONAL: First and only pro score (4-yd run) was only TD in '77 playoff-clinching victory over Giants . . . only three starts were in that season's playoff stretch-drive vs Chiefs, Vikings (Payton's 275), Lions . . . although playing in every game as a Bear, made only three carries backing up Roland Harper last season . . . power back with good catching, blocking skills . . . trimmed weight from 259 at time of '77 draft . . . third player taken by Bears that May . . . backup punter . . . good special teamer.

COLLEGIATE: Second leading rusher in Huskie history behind Hugh McElhenny with 2,351 yards . . . was tight end as freshman . . . had 5.0 career rushing avg . . . five 100-yard games as senior, 11 in career . . . lost only 13 yards in 463 collegiate carries . . . had 169-yard game vs UCLA as junior . . . caught 33 passes for 380 yards . . . Washington co-captain . . . third in discus at Pac-8 meet . . . MVP of two senior all star games.

PERSONAL: Given name Robin Daniel Earl . . . nickname BigBird, Truck . . . married (Cheri), four boys . . . resides in north suburban Riverwoods . . . works for Allied Display & Packaging during off-season . . . has donated time to Boy Scouting . . . all-State tailback at Kent (Wash.) Meridian High . . . was quarterback first two seasons . . . league MVP . . . recipient National Football Foundation Hall of Fame scholar-athlete award . . . Washington prep discus champion (192-7) . . . three-time basketball letterman . . . majored in business.

Earl's Pro Stats

Rushing	Att.	Yds.	Avg.	TD	Rec.	Yds.	Avg.	TD	Gms.
1978 Bears	3	17	5.7	0	1	1	1.0	0	16
1977 Bears	56	233	4.2	1	6	32	5.3	0	14
Career	59	250	4.2	1	7	33	4.7	0	30

1977 KORS 2 for 28 yards; 1978 KORS 3 for 48 yards.

Long Rush: at Green Bay 10/30/77, 34 (7-60).

Most Yards: 60 twice.

Most Atts: vs Vikings 11/20/77, 15 (15-60).

Long Catch: vs Chiefs 11/13/77, 20 from Bob Avellini.

Most Catches: at Houston 11/6/77, 3 (3-5).

Most Yards Rec: vs Chiefs 11/13/77, 20 (1-20).

ALLAN ELLIS**CB 5-10 174****UCLA****6th Year****Joined Bears: 1973, D-5****Born: 8/19/51, Los Angeles, CA**

Senior Bowl games.

PROFESSIONAL: Emerging reputation as one of League's top corners interrupted 8/28/78 by freak injury in dummy passing drill that damaged bone, ligament, and right knee cartilage . . . spent ensuing off-season rebuilding the knee . . . had been injury free prior to that . . . was coming off an appearance in '78 Pro Bowl . . . second-team all-NFC pick by UPI in '77 . . . played in 70 (all) consecutive games prior to last season . . . burgeoning reputation built over '76-'77 years allowing but one TD pass, with 12 interceptions, 24 passes broken up . . . 10th on all-time list of Bear pass snatchers with 18 . . . punishing hitter.

COLLEGIATE: Three-year starter for Bruins . . . had outstanding '72 season with three thefts, 81 tackles, eight pass deflections . . . All-Pac 8 pick . . . UCLA defensive captain . . . got game ball after performance against Nebraska . . . long collegiate TD was 35-yard intercept return . . . played in North-South.

PERSONAL: Given name Allan Delon Ellis . . . nickname Fast . . . resides during off-season in Chicago . . . attended Compton (CA) Centennial High participating in football, basketball, and track . . . active in civic affairs . . . honorary director Les Turner ALS Foundation . . . has modeling portfolio . . . hobbies include tennis, music (sax) . . . majored in sociology.

Ellis' Pro Stats

Interceptions	No.	Yds.	TD	Tkls/Solo	Fum. Rec.	Pass Def.	Force Fum.	Tkls. Loss	Sack -Yds.	Gms.
1978										
Chicago Injured Reserve List										
1977 Bears	6	23	0	51/47	0	13	0	0/0	0/0	14
1976 Bears	6	47	1	64/58	0	11	1	0/0	0/0	14
1975 Bears	2	4	0	51/36	0	15	0	1/2	0/0	14
1974 Bears	3	32	0	96/80	0	4	0	0/0	0/0	14
1973 Bears	1	12	0	52/43	0	2	0	0/0	0/0	14
Career	18	118	1	314/264	0	45	1	1/2	0/0	70

Longest Interception Return: vs Broncos 12/12/76, 22t off Craig Penrose.

Most Interceptions: two, three times: last at St. Louis 9/25/77, 2 for 4.

Most Solo Tackles: vs 49ers 11/17/74, 10.

Most Pass Deflections: at New Orleans 12/21/75, 5.

VINCE EVANS**QB-KR 6-2 208****Southern Cal****3rd Year****Joined Bears: 1977, D-6****Born: 6/14/55, Greensboro, NC**

PROFESSIONAL: Enters '78 with 14 plays experience as NFL QB . . . got first regular season try 11/19/78 vs Falcons subbing for injured Mike Phipps with :48 left in half . . . kept alive FG drive with 3 runs for 13 yards . . . sacked on first pass attempt by SD's Wilbur Young . . . mobile righthander with strong arm . . . first two times he touched ball as a pro in preseason game with Cincy had KORs of 33, 51 yards . . . one '77 rush came after bobbled FG placement . . . Bears 4th pick in '77 draft as first player taken in 6th round.

COLLEGIATE: 1977 Rose Bowl (SC 14, Michigan 6) MVP . . . accounted for 26 TDs in three years . . . won SC's Teschke Award going to the team's most inspirational player . . . directed West team to Hula Bowl win . . . was 95 of 177 for 1,440 (53.6), 10 TDs as senior . . . Southern Cal tri-captain . . . started 17 of last 20 games at QB for Troy . . . started impressive senior season by directing Trojans to upset win (20-0) over Texas A&M in '76 Liberty Bowl running 10 times for 41 yards and completing 6 of 13 for 174 yards, one touchdown . . . transferred to SC from Los Angeles City College after freshman season . . . backed up Pat Haden as soph . . . MVP at LACC as frosh with 1,628 yards total offense.

PERSONAL: Given name Vincent Tobias Evans . . . resides in Chicago during off-season . . . was football, basketball star at Greensboro (NC) Benjamin L. Smith High . . . almost enrolled at North Carolina Central College . . . majored in speech communication at USC.

Evans' Pro Stats

Passing	Gms.	Att.	Com.	Pct.	Yds.	Int.	TDs	Rating	Rush	Yds.	Avg.	TD
1978 Bears	3	3	1	33.3	38	1	0	42.1	6	23	3.8	0
1977 Bears	7	0	0	0.0	0	0	0	0.0	1	0	0.0	0
Career	10	3	1	33.3	38	1	0	42.1	7	23	3.3	0

KORs: 1977, 13 for 253, 19.5 avg.

Long Rush: 13, vs Atlanta (3-17) 11/19/78.

Long KOR: 30, vs Detroit (4-84) 9/18/77.

Long Pass: 38, at San Diego (2-1-1-38) 12/4/78 to James Scott.

RETIRED NUMBERS

3	RB-T Bronko Nagurski	56	E Bill Hewitt
5	RB George McAfee	61	G Bill George
28	RB Willie Galimore	66	C Bulldog Turner
41	RB Brian Piccolo	77	RB Red Grange
42	QB Sid Luckman		

GARY FENCIK

Joined Bears: 1976, FA

S 6-1 192

Yale

4th Year

Born: 6/11/54, Chicago, IL



PROFESSIONAL: Only Bear DB to start all 16 games last season . . . leads defense in consecutive Chicago starts with 30 . . . led team in tackles for last two seasons . . . made first two starts as free safety before becoming regular SS . . . has not missed a game since joining Club 9/15/76 as free agent . . . got chance to start after Doug Plank suffered knee injury in final preseason game . . . 28 solo tackles in first 3 starts . . . made first pro interception off Joe Namath . . . owns game balls from last year's win at Washington and '77 Tampa game . . . was outstanding special teamer as rookie . . . Miami 10th round '76 draft pick.

COLLEGIATE: All-time leading receiver at Yale with 86 receptions for 1,435 yards, 7 TDs . . . all-ivy wide receiver in '75 with 42 catches for 729 yards, 3 TDs . . . holds Yale game, season, career receiving records . . . had 99-yard TD reception vs Princeton in '75 . . . caught 11 passes for 187 yards against Dan Jiggett's Harvard team of '74 . . . had TD in East-West Shrine game.

PERSONAL: Given name John Gary Fencik (pron: fen-sick) . . . father is assistant principal of Barrington (IL) High . . . resides in Chicago . . . studying for master's in business during off-season . . . has vacationed in Kenya . . . took seminar from Howard Cosell as collegian . . . has interned as a mortgage banker . . . studies piano . . . captained Barrington High football, basketball teams . . . spent spring '75 studying in London . . . participated in Ford's PP&K program . . . has BA in history from Yale.

Fencik's Pro Stats

Interceptions	No.	Yds.	TD	Tkls/Solo	Fum. Rec.	Pass Def.	Force Fum.	Tkls. Loss	Sack -Yds.	Gms.
1978 Bears	4	77	0	130/95	2	10	2	2/6	0/0	16
1977 Bears	4	33	0	133/93	0	7	1	6/18	0/0	14
1976 Bears	0	0	0	15/9	1	0	0	0/0	0/0	13
Career	8	110	0	278/197	3	17	3	8/24	0/0	43

Most Intercepts: 1, last at Washington 12/16/78 (1-59).

Long Interception: 59, at Washington 12/16/78 (1-59), off Joe Theismann.

Most Deflections: 3 at Tampa Bay 12/4/77.

Most Solos: 12 at St. Louis 9/25/77.

Most Total Tackles: 17 at St. Louis 9/25/77.

WENTFORD GAINES
Joined Bears: 1978, FA

CB 6-0 185 Cincinnati 2nd Year
Born: 2/4/53, Anderson, SC



PROFESSIONAL: Saw action in all 11 games after signing with Bears as free agent 10/4/78 . . . nickle back and alternate at LCB . . . sprinter's speed . . . notched first theft in second Bear game 10/16/78 off Craig Morton in Denver . . . saw action with Super Bowl champ Steelers at Buffalo in '78 opener . . . was under Pittsburgh contract on injured reserve during 1976 (hamstring) and 1977 (ankle) seasons . . . waived 9/5/78 to make room for RB Alvin Maxson . . . selected in 9th round of 1976 draft by Pittsburgh.

COLLEGIATE: Two-year defensive regular for Bearcats ('74 & '75) after transferring from Tennessee Tech where he ran high hurdles . . . also attended Ferrum (VA) JC.

PERSONAL: Given name Wentford Elijah Gaines . . . nickname Mumbo . . . substitute teacher in Anderson, SC during off-season . . . attended Anderson Westside High . . . earned letters in football (3), basketball (2), and track (2)

. . . State Champ in 180 lows :19.9 and long jump 21' . . . has BA in Community Health Services.

Gaines' Pro Stats

Interceptions	No.	Yds.	Tkls/Solo	Fum. Rec.	Pass Def.	Force Fum.	Tkls/Loss	Sack -Yds.	Gms.
1978 Bears	1	0	27/23	0	4	0	0/0	0/0	1:11

Most Solos: 8 vs Seahawks 11/5/78.

Most Tackles: 10 vs Seahawks 11/5/78.

Most KORs: 2 four times.

Long KOR: 37 at Minnesota 11/12/78 (2-55).

ROLAND HARPER **RB 5-11½ 210**
Joined Bears: 1975, D-17

Louisiana Tech 5th Year
Born: 2/28/53, Seguin, TX



PROFESSIONAL: Voted Chicago's pro athlete of '78 succeeding Bulls' Artis Gilmore . . . has captained Bear offense in three of his first four seasons . . . seventh leading rusher in Bear history with 2,527—251 behind sixth place Bronko Nagurski . . . only five other Bears have topped his 144 (only trip over 100) rushing yards in one game—11/26/78 vs Bucs . . . just missed 1,000-yard mark last year but finished sixth among NFC players with 992 . . . led '76 Bears in receiving and finished second last year . . . has started 47 of last 50 games including last 19 . . . missed three in late '77 with hyperextended right knee . . . among the toughest Bears . . . punishing runner, blocker . . . number two rusher on Club all four seasons . . . awarded Bear MVP honor by NEA last season . . . won '75 Brian Piccolo Award . . . has game balls from '75 Lion victory and '78 wins over Lions and Bucs . . . 420th (of 442 selected) player taken in the '75 draft.

COLLEGIATE: Second leading rusher in Tech history behind Charles (Quick Six) McDaniel with 1,949 yards (371 carries) . . . MVP after '74 Tech season as blocking back . . . voted most unselfish player in '73 . . . Tech 44-4 in his career, NCAA College Division National Champs in '74 . . . had 5.3 rushing average . . . played in Pioneer, Grantland Rice, Camellia Bowls.

PERSONAL: Given name Roland Harper . . . nicknamed Bull . . . married (Alice, Tech majorette), twins—Roland and Noland and a daughter . . . resides in Waukegan during off-season . . . hopes to learn commodities . . . daily Bible reader . . . football captain, javelin thrower (197-2) at Captain Shreve High School . . . hobbies karate, leather crafts . . . volunteered time to Better Boys Foundation, Midwest Association for Sickle Cell Anemia . . . other interests include International Order of Forresters, Hampton Scholarship Fund, Fellowship of Christian Athletes . . . has BA in recreation.

Harper's Pro Stats

Rushing	Att.	Yds.	Avg.	TD	Receiving	Yds.	Avg.	TD	Gms.
1978 Bears	240	992	4.1	6	43	340	7.9	2	16
1977 Bears	120	457	3.8	0	19	142	7.5	0	11
1976 Bears	147	625	4.3	2	29	291	10.0	1	14
1975 Bears	100	453	4.5	1	27	191	7.1	0	13
Career	607	2,527	4.2	9	118	964	8.2	3	54

Kickoff Returns	No.	Yds.	Avg.	TD	Passes	Comp.	Yds.	Int.
1978 Bears	0	0	0.0	0	1	0	0	1
1977 Bears	3	44	14.7	0	1	0	0	0
1976 Bears	6	119	19.8	0	0	0	0	0
1975 Bears	4	67	16.8	0	0	0	0	0
Career	13	230	17.7	0	2	0	0	1

Most rushes: 25 twice.

Most Yds Rushing: 144 vs Tampa Bay 11/26/78 (25-144).

Most TDs Rush: 1, last vs Seahawks 11/5/78.

Long Rush: 32 at Los Angeles 11/23/75 (18-84).

Most Caught: 8 at Los Angeles 10/17/76 (81).

Most Yds Rec: 81 at Los Angeles 10/17/76 (6).

Most TDs Rec: 1 four times, last vs Seahawks 11/5/78.

Long Catch: 39 at Seattle 12/5/76 from Bob Avellini.

Long KOR: 30 vs Broncos 12/12/76.

TOMMY HART DE 6-4 246 Morris Brown 12th Year Joined Bears: 1978, T-49ers Born: 11/7/44, Macon, GA



PROFESSIONAL: Carries a string of 142 consecutive starts into the '78 season dating from 1970 . . . has played in 147 consecutive games since coming off 49er taxi squad in '68 season . . . although hampered by sore legs, manned starting LE spot for Bears last season . . . joined Club 4/20/78 in trade that sent second round Bear draft pick to San Francisco . . . notched two sacks off Cards' Dan Dierdorf in first Bear start—first man to beat him in two years . . . decked Greg Landry for safety at Pontiac 9/17/78 . . . won all-Pro, Pro Bowl honors after '76 season when his 16 sacks paced SF to an NFL record 61 sacks . . . has personal game high of 6 vs LA 10/11/76 . . . had surgery to correct '77 knee problem following that season . . . averaged 15 sacks and 76 solo tackles during eight seasons with 49ers . . . two-time winner of SF Len Eshmont Award for inspirational and courageous play . . . began career as 213-pound 10th round linebacking prospect in 1968.

COLLEGIATE: Earned four varsity football letters playing offensive guard, tackle and defensive tackle, end . . . all-conference three years, second-team NAIA all-America as senior . . . also earned three track letters as a sprinter/shot putter . . . had a :09.7 in 100 and :48:0 in 440.

PERSONAL: Given name Tommy Lee Hart . . . married (Cherrie Ann) . . . three children . . . prepped at Macon Ballard Hudson High . . . starred in football, basketball, track . . . operates his own sporting goods store in Redwood City, CA during the offseason . . . avid weightlifter and fitness enthusiast . . . cousin of NFL veterans J.T. Thomas and John Hicks.

Hart's Pro Stats

	Int/ Yds.	Tkls/Solo	Fum. Rec.	Pass Def.	Force Fum.	Tkls. Loss	Sack —Yds.	Gms.	Pts.
1978 Bears	0/0	36/27	0/0/0	1	0	1/1	7.5/54	16	2
1977 49ers			0/0/0				3/	14	0
1976 49ers			1/0/0				16/	14	2
1975 49ers			1/10/1					14	6
1974 49ers			1/3/0					14	0

Hart's Stats Continued . . .	Int/ Yds.	Tkls/Solo	Fum. Rec.	Pass Def.	Force Fum.	Tkls. Loss	Sack —Yds.	Gms.	Pts.
1973 49ers			1/0/0					14	0
1972 49ers	1/0		0/0/0					14	0
1971 49ers			2/69/1					14	6
1970 49ers	1/0		2/0/0					14	0
1969 49ers			0/0/0					14	0
1968 49ers			0/0/0 (1 KOR for 3 yards)					5	0
Career	2/0	635	8/82/2	—	—	—	127.5	147	16

MIKE HARTENSTINE DE 6-3 238 Penn St. 5th Year
Joined Bears: 1975, D-2 Born: 7/27/53, Allentown, PA



PROFESSIONAL: Has not missed a game and started 55 of 58 including last 25 for Bears since joining team as second pick in '75 draft . . . with acquisition of Tommy Hart, made starting switch from LE to RE in '78 . . . produced his top year for sacks last season with six including two in win over Bucs . . . reduced playing weight from 257 to 238 last year to improve quicks . . . strongest of Bear rushmen . . . got game ball from 12/10/78 Packer win . . . '75 all-rookie pick by UPI, PFWA, FB Digest.

COLLEGIATE: NCAA-ABC defensive player of 1974, consensus all-America as 220-pound defensive tackle at Penn State . . . two-year regular, three-time letterman . . . 212 tackles, 15 sacks as starter . . . Lions 32-4 in his three seasons . . . played middle guard in '75 College All-Star game (Pitt 21-14) . . . also played in Sugar, Orange and Cotton Bowls.

PERSONAL: Given name Michael Albert Hartenstine (pron: heart-in-st/eye/nee) . . . resides during off-season in north suburban Lake Bluff . . . all-State end-linebacker at Bethlehem (PA) Liberty High . . . also participated in basketball, track.

Hartenstine's Pro Stats

	Tkls/Solo	Fum. Rec.	Pass Def.	Force Fum.	Tkls. Loss	Sack —Yds.	Gms.
1978 Bears	70/44	3	2	2	3/4	6/57	16
1977 Bears	55/34	3	4	1	2/10	1/0	14
† 1976 Bears	86/56	3	5	1	6/15	3/32½	14
* 1975 Bears	61/36	2	3	1	5/19	5/61	14
Career	272/170	11	14	5	16/48	15/150½	58

* Scored safety with 22-yard sack of Vikings' Fran Tarkenton 10/27/75.

† Scored touchdown on 12-yard lateral run at Dallas 10/24/76.

BRUCE HERRON LB 6-2 220 New Mexico 2nd Year
Joined Bears: 1978, FA Born: 4/14/54, Victoria, TX



PROFESSIONAL: Hopes to succeed Doug Buffone as starting LLB this year after playing in all 15 games after joining Bears . . . started 11/12/78 at Minnesota . . . got game ball from 11/19/78 win over Falcons when his block of a John James punt led to only Bear TD in 13-7 tilt . . . notched first sack on Seahawk Jim Zorn . . . spent '77 season on Dolphin injured reserve list with left knee surgery . . . seventh round Miami pick that year . . . signed with Bears 9/6/78 after last Miami cut.

COLLEGIATE: Switched from WR to DE his junior year at New Mexico and had 9 QB sacks for 55 yards in losses in his last two seasons at UNM . . . earned WAC Defensive Player of the Week laurels when he blocked a punt that set up the tying FG, forced a fumble that set up the winning TD, and made 10 unassisted stops in New Mexico's 36-30 win over San Jose State in 1976 . . . made 78 tackles including 41 solos as a senior for the Lobos . . . teammate of Steeler Robin Cole.

PERSONAL: Given name Bruce Wayne Herron . . . split off-season time between Victoria (TX) and Chicago . . . prepped at Bloomington (TX) High . . . earned basketball letters and played WR, TE, DT, QB and RB there . . . has BS in public relations.

Herron's Pro Stats

Inter.	No.	Yds.	Tkls/Solo	Fum. Rec.	Pass Def.	Force Fum.	Blk. Kick	Tkl. Loss	Sack —Yds.	Gms.
1978 Bears	0	0	30/20	0	1	0	1	1/4	1/16	16

Important NFL Dates

Aug. 4—Preseason Play Starts.	Dec. 29-30—Divisional Playoffs.
Aug. 14—Cutdown to 60.	Jan. 6—Conference Championships.
Aug. 21—Cutdown to 50.	Jan. 20—Super Bowl XIV @ Pasadena with NFC team the visitors.
Aug. 27—Cutdown to 45.	Jan. 27—Pro Bowl @ Honolulu, 3 p.m. CST.
Sept. 2—Bears Open 60th Season.	
Dec. 23—Wildcard Playoffs.	

TOM HICKS **LB 6-4 235** **Illinois** **4th Year**
Joined Bears: 1975, D-6b **Born: 12/18/52, Oak Park, IL**



PROFESSIONAL: Had season-ending left knee ligament injury vs Seahawks 11/5/78 . . . had started 14 of last 15 games including 12 consecutively at MLB . . . tied career high with 10 solo stops vs Lions the week before injury . . . had top pro game with 16 tackles in '77 playoff at Dallas . . . missed '78 tilt at Tampa with sore shoulder . . . Bears went first eight Hicks starts without a loss . . . put on 10 pounds after giving up non-red meat diet last year . . . had blocked PAT at Denver 10/16/78 . . . made several big goalline plays in playoff season—tackle vs Rams, interception vs Vikes . . . first assumed regular's role in '77 comeback vs KC . . . prior to that was passing down specialist . . . got game ball from '77 Viking win . . . spent first pro season on Bear physically unable to perform list due to collegiate shoulder injury . . . Bears got rights to draft him trading RB Jim Harrison to Chargers.

COLLEGIATE: Three-time Illinois letterwinner . . . AP all-Big Ten choice . . . troubled by shoulder problems as soph, junior . . . had surgery '73 . . . totaled 274 tackles in three years. 116 as senior, MVP for defense . . . had two interceptions, three fumble recoveries in '74 . . . missed East-West, Hula Bowl games because of non-football related foot injury which required surgery.

PERSONAL: Given name Thomas Logan Hicks . . . nickname Tom . . . makes Chicago his year-round home . . . interests include United Cerebral Palsy, public broadcasting, Hutch Fund . . . all-state linebacker, all-conference cager at Villa Park (IL) Willowbrook High . . . has family art background . . . does some sketching himself . . . member National Rifleman's Association . . . made nine letters in football (3), basketball (3), baseball (3) . . . majored in marketing.

Hicks' Pro Stats

Interceptions	No.	Yds.	Tkls/Solo	Fum. Rec.	Pass Def.	Force Fum.	Blk. Kick	Tkls. Loss	Sacks —Yds.	Gms.
1978 Bears	0	0	67/51	1	3	0	1	4/16	0/0	9
1977 Bears	1	9	45/29	0	1	0	0	2/3	0/0	12
1976 Bears	0	0	17/10	0	0	0	0	0/0	0/0	14
Career	1	9	129/90	1	4	0	1	6/19	0/0	35

Most Solos: 10, at Dallas 12/26/77 playoff.
 10, vs Lions 10/29/78.
 Most Total Tackles: 16, at Dallas 12/26/77 playoff.
 Most Interceptions: 1, vs Vikings 11/20/77 (1-9).
 Most Tackles Loss: 3, vs Lions 10/29/78 (3-11).

BEARS ON RADIO

All Bear games can be heard for the third year on WBBM Newsradio 78 (780kc) live with play-by-play description by Joe McConnell and analysis by Brad Palmer. Games are sandwiched around one-hour pre- and post-game shows.

NOAH JACKSON

G 6-2 275

Tampa

5th Year

Joined Bears: 1975, T-Colts

Born: 4/14/51, Jack. Bch., FL



PROFESSIONAL: Received honorable mention to UPI all-NFC team past two seasons . . . has started 39 consecutive games (longest among Bear line starters) and 55 of 58 at LG since joining Club . . . missed 3/4 of season-ender at Washington with right foot sprain . . . has made playoff starts in both CFL, NFL . . . missed two games of '76 season with ankle, arch problems . . . played three seasons with Argonauts in CFL . . . picked by Baltimore in 7th round '74 draft . . . elected to stay in Canada . . . Bears obtained rights from Colts for 7th round '75 pick.

COLLEGIATE: Gave up final season of eligibility at Tampa to sign with Argonauts after '71 season with RB Leon McQuay . . . small college all-America pick . . . played offensive guard and tackle, defensive tackle.

PERSONAL: Given name Noah Dale Jackson . . . nickname Buddha . . . attended Jacksonville Beach Fletcher High . . . donated time to fight Sickle Cell Anemia . . . hobbies include travel, landscaping, golf . . . can dunk basketball . . . resides in Lake Forest during off-season.

Jackson's Pro Stats

Total games 100: Toronto Argonauts CaFL 1972 (14), Toronto 1973 (14), Toronto 1974 (16), Bears 1975 (14), Bears 1976 (12), Bears 1977 (14), Bears 1978, (16). Caught one pass for 17 yards vs Colts at Chicago 9/21/75. Scored TD on six-yard fumble return 1973.

DAN JIGGETTS

T 6-4 276

Harvard

4th Year

Joined Bears: 1976, D-6

Born: 3/10/54, Brooklyn, N.Y.



PROFESSIONAL: Has played in last 28 consecutive games for Bears over past two seasons, mainly on special teams . . . only misses of career were first two of '77 with broken wrist . . . played RT on St. Louis game winning TD drive in '78 opener . . . Bears NFLPA player representative . . . only starting assignment was in '76 preseason tilt at Tampa in four—tackle offense . . . Bears' fifth pick in '76 draft.

COLLEGIATE: Three-time all-Ivy pick . . . all-East as senior . . . Harvard's 102nd, but first Black, football captain . . . leader of first Harvard team to win outright Ivy title in '75 . . . shared crown in '74 . . . was also all-Ivy in track and field . . . was among national leaders in 35-pound weight throw with 62 feet . . . competed against Oxford-Cambridge track team in England . . . also threw hammer (189-10), discus (150) and shot (52-6).

PERSONAL: Given name Danny Marcellus Jiggetts (pron: jig-its) . . . learning international banking business at 1st National of Chicago during off-season . . . working on masters in business at U of Chicago . . . foster parents reside in Quoque, N.Y. . . . attended Westhampton Beach (NY) High lettering and captaining the basketball, football and track teams . . . has donated time to United Cerebral Palsy, American Cancer Society, Boy Scouts, United Charities . . . Special Olympics, Hutch Fund, VA Hospital, Chicago Heart Association . . . hobbies include photography, political history, boating, Plato & Aristotle . . . can play sax . . . has BA in government.

Jiggetts' Pro Stats

Total games 42: Bears 1976 (14), Bears 1977 (12), Bears 1978 (16).

GREG LATTA TE 6-3 229
Joined Bears: 1975, T-Colts

Morgan State 5th Year
Born: 10/13/52, Newark, NJ



Hampton Scholarship Fund

participated in Ford's PP&K program . . . all-New Jersey running back at Newark South Side High . . . member of track, captained football and basketball (twice) . . . studying for real estate license & hopes to combine that with career in recreation . . . has BA in business.

PROFESSIONAL: Second on Club in consecutive starts with 44 . . . has not missed a game since joining Bears for '75 season . . . has started playoff games in NFL, WFL . . . had two (KC-LA) game-winning TD catches in '77 . . . got '77 LA game ball . . . three TD catches vs Saints in '75 was one short of Club record . . . Bears obtained rights to Latta 1/28/75 from Colts for 3rd, 7th round picks . . . was drafted by both Leagues in '74—by Baltimore (8th) as LB, WFL Florida Blazers (10th) as TE . . . sometimes wears glasses in games.

COLLEGIATE: Two year regular at Morgan State . . . injury shortened sophomore season after making 10 grabs in first two college games . . . 1972 stats 13 catches, 2TDs . . . '73 10 for 151, 0 TD . . . also played defense . . . career high 6 for 63 '71 against Grambling.

PERSONAL: Given name Gregory Edwin Latta (pron; Lat-ah) . . . married (Diane) . . . resides in Roselle, IL during off-season . . . donated time to

Latta's Pro Stats

	Receiving	Yds.	Avg.	TD	Gms.
1978 Bears	15	159	10.6	0	16
1977 Bears	26	335	12.9	4	14
1976 Bears	18	254	14.1	0	14
1975 Bears	16	202	12.6	3	14
Career	75	950	12.7	7	58
1974 Florida WFL	47	972	20.6	11	23

Long Catch: vs Lions at Chicago 9/12/76, 58 from Bob Avellini.

Most Caught: 5 twice, last at St. Louis 9/25/77 (5-57).

Most Yards: vs Lions 9/12/76, 87 (2).

Most TD Catches: at New Orleans 12/21/75, 3 from Bob Avellini.

DENNIS LICK T 6-3 266
Joined Bears: 1976, D-1

Wisconsin 4th Season
Born: 4/26/54, Chicago, IL



at Soldier Field in '70-'71

national prep lineman of 1971 . . . charity visits include Childhood Cancer Research, Hutch Fund. VA hospitals . . . majored in sociology.

PROFESSIONAL: Fixture at RT position since cracking starting lineup halfway through rookie season . . . has opened the last 38 consecutive games and played in all 44 . . . bruising run blocker . . . second team UPI all-NFC pick . . . owns game ball from 10/30/77 GB win as Bears rushed for 375 . . . made first start at LT . . . first offensive lineman and eighth player taken in '76 draft . . . Bears got that selecting position from Detroit for a 3rd round pick and exchange of first round positions.

COLLEGIATE: Two-time consensus all-America pick and four-year regular at Wisconsin . . . missed last three games of junior season with surgical left knee injury . . . played in Hula, East-West and Japan Bowls.

PERSONAL: Given name Dennis Allen Lick . . . married (Sherry), one son . . . resides in north suburban Northbrook . . . prepped at Chicago's St. Rita High and is active in alumni affairs there . . . Mustangs won City Prep championships

Lick's Pro Stats

Total games 44 all Chicago: 1976 (14), 1977 (14), 1978 (16).

VIRGIL LIVERS CB 5-8½ 180 Western Kentucky 5th Year
Joined Bears: 1975, D-4 Born: 3/26/52, Bardstown, KY



PROFESSIONAL: NFL's shortest defensive regular . . . had team-leading string of 40-consecutive starts snapped by groin injury and subsequent surgery vs Oakland 10/1/78 . . . blocked Errol Mann FG try for a Bear TD that afternoon . . . after 3-game absence returned to start last 8 at RCB . . . three missed are his career first . . . Staubach interception (int. for Golden Richards) in '77 playoff . . . as PR man has only 2 fair catches in 88 punts . . . set NFL record (since broken) as rookie with 42 PRs without a fair catch . . . had 73 consecutive returns before popping FC signal twice at Detroit 11/24/77 . . . led '77 Bears with 16 passes broken up . . . owns 2 TDs via theft . . . set Bear records as rookie with 42 returns for 456 yards . . . set College All-Star game record with 88-yard PR for TD against Steelers . . . runs .04.4 . . . third Bear pick in '75 draft behind Payton, Hartenstine.

COLLEGIATE: From freshman walk-on to senior star at Western Kentucky . . . also track star with three letters (:09.4 100) . . . basketball cheerleader as freshman . . . returned 50 (that's right) punts for 545 yards, 3 TD as senior . . . had 32.0 kickoff return mark . . . made nine career interceptions . . . all-Ohio Valley pick . . . OVC Defensive Player of the Year in '74 . . . played in College All-Star (Pitt 21-14), Coaches All-America games.

PERSONAL: Given name Virgil Chester Livers, Jr. (pron: lie-vers) . . . married (Linda), one son . . . nicknamed Mighty Mouse for size, weight lifting strength (bench 290, military 235) . . . resides in suburban Buffalo Grove during off-season . . . has taught at WKU while working on post-graduate degree . . . Dean's List student . . . supports Sickle Cell Anemia fight . . . carries Bible on road . . . has six sisters, one brother . . . hobbies include piano . . . four-sport star at Nelson County (KY) High but only one year of football . . . has BS degree in education-psychology.

Livers' Pro Stats

Intercep.	No.	Yds.	TD	Tkls/Solo	Fum.		Blk.	Tkls	Sacks	Gms.
					Rec.	Def.				
1978 Bears	3	86	1	61/55	1	9	1	1	0/0	13
1977 Bears	2	29	0	56/45	1	16	0	0	1/4	14
1976 Bears	3	34	0	53/47	0	20	2	0	0/0	14
1975 Bears	2	40	1	44/35	0	15	0	0	0/0	14
Career	10	189	2	214/182	2	50	3	1	1/4	55

Punt Returns	Att.	Yds.	Avg.	FC	TD	Kickoff Returns		Avg.	TD
						Att.	Yds.		
1978 Bears	10	31	3.1	0	0			0.0	0
1977 Bears	6	46	7.7	2	0			0.0	0
1976 Bears	28	205	7.3	0	0			14.0	0
1975 Bears	42	456	10.9	0	0			19.6	0
Career	86	738	8.6	2	0			19.4	0

Long Interception Return: at San Diego 12/4/78, 60t off James Harris.

Long Punt Return: at Dallas 10/24/76, 51.

Long Kickoff Return: at Los Angeles 11/23/75, 40.

Most Solo Tackles: 8 twice.

Most Pass Deflections: vs Lions 12/7/75, 4.

Future Super Bowls

Super Bowl XIV	Jan. 20, 1980	Rose Bowl, Pasadena
Super Bowl XV	Jan. 25, 1981	Superdome, New Orleans
Super Bowl XVI	Jan. 24, 1982	Silverdome, Pontiac
Super Bowl XVII	Jan. 30, 1983	Rose Bowl, Pasadena

JERRY MEYERS DE 6-4 245 Northern Illinois 4th Year
Joined Bears: 1976, D-15 Born: 2/21/54, Chicago, IL



PROFESSIONAL: Had top pro game of career vs Atlanta 11/19/78 with 14 tackles including a sack and 2 others behind scrimmage subbing at LE for Tommy Hart . . . owns three career starts—all at LT . . . has played all four down spots . . . realized boyhood dream scoring TD via blocked punt in '78 pre-season opener vs Oakland . . . placed on waivers twice (8/24 & 9/8) as rookie before joining Bears to stay 9/15/76 . . . started '77 playoff clincher at NY Giants and made 10 tackles . . . Chicago's 11th pick in '76 draft.

COLLEGIATE: All-Mid-America conference pick and NIU defensive captain as senior . . . voted NIU's outstanding lineman in '74 . . . redshirted '72 . . . made 139 solo tackles, 16 sacks in last two seasons.

PERSONAL: Given name Jerry Edward Meyers . . . married (Diane), two sons . . . attended Lakeview High on City's north side . . . resides in NW suburban Hoffman Estates . . . received '78 Red Cloud Grif Award succeeding FS Doug

Plank ('77) & SS Craig Clemons . . . interests include Hutch Fund, United Charities, public broadcasting . . . parents reside in Des Plaines . . . has BS in family services.

Meyers' Pro Stats

	Tkls/Solo	Fum. Rec.	Pass Def.	Force Fum.	Tkls/Loss	Sacks -Yds.	Gms.
1978 Bears	24/16	1	0	0	3/5	2/19	16
1977 Bears	27/21	0	1	1	0/0	1/7	13
1976 Bears	18/13	0	0	1	0/0	2½/15	12
Career	69/50	1	1	2	3/5	5½/41	41

JERRY MUCKENSTURM LB 6-4 219 Arkansas St. 4th Year
Joined Bears: 1976, D-7 Born: 10/13/53, Belleville, IL



PROFESSIONAL: Fourth LB when Bears used 34 defense last season . . . started four games at LLB for Doug Buffone in '77 . . . was starting RLB when Bears locked playoff spot at NY . . . had career high 10 tackles (also sack, pass deflection) in 1977 KC win . . . missed final '76 game with surgical right knee . . . alert special teamer . . . 6th player taken by Bears in '76 draft.

COLLEGIATE: Three-year regular as 215-pound outside backer at ASU . . . Southland Conference player of the week three times . . . bounced back from left knee surgery before senior season to lead team in tackles with 131 . . . ASU 11-0 that year . . . conference defensive player of year . . . career stats: 338 tackles, 11 sacks, 7 interceptions, 1 TD.

PERSONAL: Given name Jerry Ray Muckenturm (pron: muck-in-sturm) . . . nickname Muck . . . married (Pam), one daughter . . . brother Kevin was TE at ASU . . . resides in Jonesboro, AR during off-season . . . prepped at Althoff

Catholic High lettering in three sports and earning all-St. Louis metro honors as senior . . . has BS in physical education.

Muckenturm's Pro Stats

	No.	Yds.	Tkls/Solo	Fum. Rec.	Pass Def.	Force Fum.	Tkls Loss	Sacks -Yds.	Gms.
*1978 Bears	0	0	30/18	0	0	0	0/0	0/0	16
1977 Bears	0	0	36/26	0	0	1	2/6	1/0	14
1976 Bears	0	0	12/5	0	0	0	0/0	0/0	13
Career	0	0	78/49	0	0	1	2/6	1/0	43

* + 1 KOR for 6 Yds. 11/5/78

Bear Alma Maters

(Based on the all-time roster 1920-78)

Illinois	37	Nebraska	13	Arkansas	7
Notre Dame	31	Michigan State	12	Florida	7
Northwestern	21	Stanford	11	Kentucky	7
Purdue	18	Indiana	10	Michigan	7
Ohio State	17	Marquette	9	LSU	7
Wisconsin	16	Southern Cal	9	Oregon	7
Iowa	15	Tennessee	9	Wake Forest	7
		Alabama	8		

JOHNNY MUSSO **RB 5-11 196** **Alabama** **4th Year**
Joined Bears: 1975, FA (D-3, 1972) **Born: 3/6/50, Birm., AL**



PROFESSIONAL: Had right knee cartilage surgery 8/28/78 and spent season on injured reserve . . . captained special teams in 1977 . . . owns one NFL start at Houston 11/6/77 . . . got game ball from 10/30/77 Green Bay win after replacing Roland Harper and posting NFL highs of 16 carries, 69 yards . . . statistics show only three fumbles for 675 combined ball carrying chances in three pro leagues—or fumbles once every 225 carries . . . had blocked punt safety in '76 at LA . . . third player picked (T Lionel Antoine, S Craig Clemons) by Bears in '72 draft but elected to sign in Canada . . . BC Lions sold contract to WFL Birmingham Lions in 1975 . . . signed with Bears after WFL folded 11/26/75 seeing action in 2 of 4 remaining games . . . has not missed game since . . . had knee surgery after '74 CFL season.

COLLEGIATE: Fourth in 1971 Heisman voting . . . Football News Player of the Year . . . shared SEC Player honors with Auburn QB Pat Sullivan . . . two-time all-America pick . . . three-year regular . . . NCAA postgraduate scholarship winner . . . set eight SEC, 14 Alabama records . . . rushed for 2,741 yards (4.8 average), scored 38 TDs, passed for two more . . . 232 points . . . caught 61 passes for 495 yards . . . all-Academic honors twice . . . called by Paul "Bear" Bryant "the greatest back I've coached."

PERSONAL: Given name John (NMI) Musso, Jr. . . nickname The Italian Stallion . . . married (Tanner), three children . . . learning mercantile exchange and commodity futures in Chicago . . . participated in football, track, basketball, wrestling at Birmingham Banks High . . . member Athletes in Action and Fellowship of Christian Athletes . . . has BA in finance.

Musso's Pro Stats

	Rushing	Yds.	Avg.	TD	Receiving	Yds.	Avg.	TD	Gms.
1978 Bears									
1977 Bears	37	132	3.6	2	3	13	4.3	0	14
1976 Bears	57	200	3.5	4	4	26	6.5	0	14
1975 Bears	6	33	5.5	0	0	0	0.0	0	2
Career	100	365	3.7	6	7	39	5.6	0	30
Kickoff		Yds.	Avg.	TD	Chicago Injured Reserve List				
1977 Bears	5	100	20.0	0	Most Rushes: at Green Bay 10/30/77, 16 (69).				
1976 Bears	2	18	9.0	0	Most Yds Rushing: at Green Bay 10/30/77, 69 (16).				
1975 Bears	0	0	0.0	0	Long Rush: at New Orleans 12/21/75, 16.				
Career	7	118	16.8	0	Long Catch: at Detroit 11/24/77, 21.				
CFL/WFL	Rushing	Yds.	Avg.	TD	Receiving	Yds.	Avg.	TD	Gms.
1975 WFLB'ham	143	623	4.4	3	5	40	8.0	1	12
1974 CFL BC Lions	12	59	4.9	0	5	36	7.4	0	3
*1973 CFL BC Lions	220	1029	4.7	10	46	475	10.3	0	16
†1972 CFL BC Lions	88	405	4.6	1	39	556	14.3	2	15
CFL/WFL Total	463	2116	4.6	14	95	1107	11.7	3	46

* Threw one pass for 25 yards, returned one KO 17 yards.

† Returned one kickoff 0 yards.

DAN NEAL

Joined Bears: 1975, FA

C 6-4 254**Kentucky****7th Year**

Born: 8/30/49, Corbin KY



PROFESSIONAL: Enters '78 after first full season as NFL regular . . . has not missed a game since joining Club as free agent 11/11/75 . . . got game ball from 11/26/78 win over Tampa as Bears rushed for 251 . . . had right elbow surgery after season . . . owns 29 career starts—all with Chicago . . . started 10 in '76, 3 in '75 replacing Dan Peiffer . . . has also played guard . . . regular kick snapper . . . special teamer with Colts 1973-74 . . . 11th round '73 Colt pick.

COLLEGIATE: Two-year starter at Kentucky . . . offensive captain for Wildcats in '71 and '72 . . . played in '72 East-West game.

PERSONAL: Given name Thomas Daniel Neal . . . nickname Danny . . . married (Barbara) . . . played six football positions at Louisville Atherton High . . . was prep all-American, MVP . . . also lettered in swimming, basketball, track . . . building own home near Lexington (KY) . . . swam competitively for 10 years.

Neal's Pro Stats

Total games 69: Baltimore 1973(5), Baltimore 1974 (14), Bears 1975 (6), Bears 1976 (14), Bears 1977 (14), Bears 1978 (16).

JIM OSBORNE

Joined Bears: 1973, D-7b

DT 6-3 245**Southern****8th Year**

Born: 9/7/49, Sylvania, GA



PROFESSIONAL: Started 15 of 16 last year at LT . . . missed GB win with back . . . had all four '78 sacks in last six games . . . was middle guard in Bear 52 & 34 defenses . . . had also played end . . . blocked Jim Bakken FG attempt in '78 opener . . . was defensive captain 1976-77 . . . started 44 of last 47 regular season games . . . had top pro season in '76 with 15 sacks—sixth best figure in NFL that year . . . three sacks in '76 49er win earned game ball . . . led Bears in sacks three (72/73/76) of his seven seasons . . . won '72 Piccolo Award.

COLLEGIATE: First Southern player selected for East-West Shrine game . . . also played in Coaches all-America game . . . two way player for former Bear Harry Gunner . . . four-time letterman . . . NAIA all America.

PERSONAL: Given name James Henry Osborne . . . married (Emma), two children . . . resides in Olympia Fields, IL . . . hobbies billiards, music . . . switched off-season interest from tax accounting to marketing last year . . . attended Ft. Lauderdale (FL) Dillard High . . . active in community affairs . . . has BA in accounting.

Osborne's Pro Stats

	Tkls/Solo	Fum. Rec.	Pass Def.	Force Fum.	Tkls Loss	Sacks -Yds.	Gms.
1978 Bears	50/37	0	2	1	2/3	4/34	15
1977 Bears	49/32	0	0	0	7/26	4/26	13
1976 Bears	79/59	0	2	2	7/14	15/129	14
1975 Bears	47/34	0	0	3	2/5	7/62	12
1974 Bears	91/67	0	1	1	0/0	3/30	14
1973 Bears	70/52	1	0	2	0/0	10/85	14
1972 Bears	82/54	2	0	0	1/1	5/18	14
Career	468/335	3	5	9	19/49	48/384	96

Most Solo Tackles: 7, five times.

Most Total Tackles: vs Packers at Chicago 12/16/73, 10.

Most Sacks: vs Vikings at Chicago 9/23/73, 4 for 37.

ALAN PAGE DT 6-4 225
 Joined Bears: 1978, W-Vikings

Notre Dame 13th Year
 Born: 8/7/45, Canton, OH



PROFESSIONAL: In 10 games with Bears led team in sacks with 11½, caused fumbles on 2 other pass attempts . . . including last 10 at RT here, has started 167 consecutive games & played in every (170) one since beginning pro career in 1967 . . . got game ball for 3-sack performance in Tampa win 11/26/78 . . . also had 3 vs Seattle . . . has refined kick blocking to a science with 4 last season & 16 (9 FGs, 7 PATs) in last 6 years . . . had key PAT block for Vikes in OT win over Denver last season . . . joined Bears via waivers 10/12/78 after starting first 6 tilts at Minnesota . . . made first pro start 10/8/67 (game 4) vs St. Louis . . . has also started 15 playoff games and 4 Super Bowls (IV, VIII, IX, XI) . . . shares Viking record for solo tackles with 109 (1977) . . . after nine of his first 11 seasons was named All-Pro by either AP, UPI or both—an achievement duplicated by only two other defense linemen, Joe Green & Gino Marchetti . . . owns share of NFL record with 2 safeties in 1970 . . . has made 72 sacks in last 5 seasons . . . has played in 8 Pro Bowls (68-69-70-71-73-74-75-76) . . . first and only defensive player to win NFL MVP Award (1971) . . . Pro FB Weekly Lineman of Year (1973) . . . Vikings' second (RB Clint Jones) first round draft pick in '67.

COLLEGIATE: Consensus all-America DE at Notre Dame after 1966 (9-0-1 Michigan State 10-10) season . . . Fighting Irish were 25-3-2 in his three seasons as regular . . . '66 team posted six shutouts and 3.8 points per game on route to national championship.

PERSONAL: Given name Alan Cedric Page . . . married (Diane), four children . . . resides during offseason in Minneapolis practicing law . . . was graduated last summer from Minnesota law school . . . has passed bar examination . . . hobbies include jogging (30-35 miles per week), cooking, antique cars . . . prepped at Canton Central Catholic High . . . has BS in political science.

Page's Pro Stats

	Tkls/Solo	Fum. Rec.	Pass Def.	Force Fum.	Bk. Kick	Tkls. Loss	Sack -Yds.	Gms.
1978 Bears	* 50/35	0	3	2	4	2/3	11.5/94	6;10
1977 Vikings	129/109	1	—	2	1	—/—	12/—	14
1976 Vikings	127/104	2	—	5	5	—/—	20/—	14
1975 Vikings	120/80	—	—	7	2	—/—	14/—	14
1974 Vikings	—/—	—	—	6	2	—/—	14/—	14
1973 Vikings	—/—	1	—	—	2	—/—	11/—	14
1972 Vikings	—/—	—	—	—	—	—/—	—/—	14
1971 Vikings	—/—	3/8	—	—	—	—/—	—/—	14
1970 Vikings	—/—	7/77/lt	—	—	—	—/—	—/—	14
1969 Vikings	—/—	1/13t	—	—	—	—/—	—/—	14
1968 Vikings	—/—	2	—	—	—	—/—	—/—	14
1967 Vikings	—/—	3	—	—	—	—/—	—/—	14
Career	—/—	20-2 TDs	—	—	16	—/—	—/—	170

1970 one interception for 27 yards; 1971 two safeties.

*Does not include Minnesota 6-game figures.

STARTING ASSIGNMENT LEADERS

Player	Career Starts	Consec Starts	Player	Career Starts	Consec Starts	Player	Career Starts	Consec Starts
DT Alan Page	167	167	QB Mike Phipps	52	2	LB Don Rives	43	6
LB Doug Buffone	161	5	FS Doug Plank	52	2	T Lionel Antoine	42	0
DE Tommy Hart	142	142	RB Roland Harper	50	19	G Revie Sorey	39	30
WR Golden Richards	70	14	CB Virgil Livers	48	8	T Dennis Lick	38	38
CB Allan Ellis	61	0	LB Waymond Bryant	46	0	WR James Scott	36	6
RB Walter Payton	57	53	QB Bob Avellini	44	0	SS Gary Fenick	30	30
DE Mike Hartenstine	55	25	TE Greg Latta	44	44			
G Noah Jackson	55	39	DT Jim Osborne	44	1			

GAMES PLAYED LEADERS

Player	Games Played	Consec Games	Player	Games Played	Consec Games	Player	Games Played	Consec Games
LB Doug Buffone	170	5	CB Allan Ellis	70	0	RB Walter Payton	57	53
DT Alan Page	170	170	C Dan Neal	69	50	CB Terry Schmidt	57	23
DE Tommy Hart	147	147	T Lionel Antoine	68	0	G Noah Jackson	56	39
P Bob Parsons	99	96	WR Steve Schubert	62	4	LB Waymond Bryant	54	19
DT Jim Osborne	96	1	DE Mike Hartenstein	58	58	RB Roland Harper	54	12
QB Mike Phipps	95	3	TE Greg Latta	58	58	G Jeff Sevy	53	3
WR Golden Richards	84	84	G Revie Sorey	58	58	FS Doug Plank	53	3
LB Don Rives	74	44	K Bob Thomas	58	58			

BOB PARSONS

P-TE 6-5 244

Penn State

8th Year

Joined Bears: 1972, D-5

Born: 6/29/50, Bethlehem, PA



PROFESSIONAL: Has only 4 of 466 pro punts blocked . . . despite drop in average last season, had less than half (45 of 96) returned, forced 23 to be fair caught, placed 18 inside opponents' 20 . . . devoted fulltime to kicking chores last year for first time . . . was back-up TE '72-'77 and started 11 games there . . . scored TD vs Atlanta in first pro game . . . owns Bear record for punts in a season with 99 in '76 . . . 38.2-yard career punt avg is sixth highest in Club history . . . owns game balls from wins over Detroit in '76 & '78 . . . named second-team all-NFC by UPI with 40.4 gross, 35.1 net averages in '77 . . . has completed 6 of 9 passes from punt formation . . . drafted by Bears as quarterback.

COLLEGIATE: Penn State quarterback until switch to tight end as senior . . . led Nittany Lions that season with 30 catches for 489 yards, five TDs . . . college punting average of 40 yards . . . prior to Senior Bowl suffered dislocated shoulder, surgery after hit by teammate-to-be Craig Clemons.

PERSONAL: Given name Robert Herber Parsons . . . married (Nancy), two children . . . resides in Pen Argyl . . . conducts health evaluation programs . . . hobbies tennis, golf, basketball, bowling . . . has taught . . . attended Argyl (Pa.) Penn High participating in football, basketball, track, baseball and golf . . . active in civic affairs . . . has BS in physical education.

Parsons' Pro Stats

Pass Receiving	No.	Yds.	Avg.	TD	Punting	Yds.	Blk.	Avg.	Gms.
1978 Bears	0	0	0.0	0	96	3549	0	37.0	16
1977 Bears	0	0	0.0	0	80	3232	2	40.4	14
1976 Bears	1	9	9.0	0	99	3726	1	37.6	14
1975 Bears	13	184	14.2	1	93	3625	0	39.0	14
1974 Bears	2	9	4.5	1	90	3408	1	37.8	14
1973 Bears	2	23	11.5	1	4	106	0	26.5	14
1972 Bears	1	6	6.0	1	0	0	0	0.0	13
Career	19	231	12.2	4	462	17646	4	38.2	99

Passing	No.	Comp.	Yds.	TD	Rushing	Yds.	Avg.	TD
1978 Bears	1	0	0	0	1	0	0.0	0
1977 Bears	4	4	61	0	0	0	0.0	0
1976 Bears	2	2	48	0	1	2	2.0	0
1975 Bears	1	0	0	0	0	0	0.0	0
1974 Bears	1	0	0	0	0	0	0.0	0
1973 Bears	0	0	0	0	2	2	1.0	0
1972 Bears	0	0	0	0	1	0	0.0	0
Career	9	6	109	0	5	4	0.8	0

*Also returned two kickoffs for 15 yards.

Long Catch: at Detroit 10/12/75, 38 from Gary Huff.

Most Caught: vs Packers 11/9/75, 4 (for 55).

Most Yards: vs Packers 11/9/75, 55 (on 4).

Long Punt: vs Lions 9/12/76, 62.

Most Punts: vs Broncos 12/12/76, 11 (32.5).

Best Avg: at Detroit 11/24/77, 51.5 (4-206).

WALTER PAYTON RB 5-10½ 202 Jackson St. 5th Year
Joined Bears: 1975, D-1 Born: 7/25/54, Columbia, MS



PROFESSIONAL: Owns 3 NFL, 15 Chicago Bear records . . . needs 342 yards and 5 more rushing TDs for two more of Rick Casares' (5,657 & 49) Club records . . . hit the 5,000-yard mark in his 54th pro game—quicker than anybody in NFL history except Jim Brown (48) . . . has won last three NFC rushing titles . . . led League in '78 with 1,852 yards (14 gms)—third highest total ever . . . youngest player (23 in 1977) to be voted League MVP . . . MVP of 1978 Pro Bowl where he rushed 13 for 77 and the game-winning TD . . . has made the last three pro Bowls . . . led NFL in TDs '77 with 16 . . . has played in 57 of 58 games since joining Bears . . . has string of 53 consecutive games and 48 consecutive starts . . . only miss was with ankle 10/19/75 @ Pittsburgh . . . won 1975 NFL kickoff return title with 31.7 average . . . led '78 Bear receivers with 50 catches . . . had 50 runs of 10 or more yards in '77, 30 in '78 . . . first Bear since Harlon Hill (1955) voted NEA Thorpe Trophy in '77 . . . is eighth leading scorer in Bear history with 282 points . . . owns seven of top 12 rushing days in Bear history . . . owns 11 game balls: '75 Saints, Eagles; '76 49ers, Packers; '77 Rams, Packers, Chiefs, Vikings, Packers, Giants; '78 Cards.

POST-SEASON HONORS, GAMES: 1975—none (all-rookie runners Mike Thomas and Don Hardeman). 1976—PFWA, AP all-Pro pick; Sporting News NFC Player of the Year; runner-up to Chuck Foreman NFL MVP by UPI; got 39 of possible 42 votes to UPI all-NFC team . . . started Pro Bowl game for NFC . . . Chicago Red Cloud Athlete of the Year. **1977**—UPI Athlete of the Year over baseball's Steve Carlton; NFL MVP by PFWA, NEA (Thorpe Trophy), Mutual Radio; AP, FB Digest, Sport Magazine NFL Player of the Year; AP NFL most valuable offensive player; UPI, Sporting News NFC Player of the Year; only unanimous choice to NFC Pro Bowl squad; leading vote getter to UPI all-NFC team . . . all pro-pick AP, UPI, NEA (top pick); Pro FB Weekly Offensive Player of Year; won Seagram's "Oscar" award for football & \$10,000 prize attached; in divisional playoff at Dallas rushed 19 times for 60 yards, caught 3 passes for 33 yards, returned 3 kickoffs 57 yards. 1978—All-Pro pick NEA, PFWA; Pro Bowl starter; leading vote-getter to UPI all-NFC team.

COLLEGIATE: Football Roundup College Player of the Year 1974 . . . leading scorer in NCAA history with 464 points . . . led nation with 160 points in 1973 . . . first running back, fourth player selected in '75 draft (behind Steve Bartkowski, Randy White, Ken Huff) . . . scored 66 touchdowns, rushed for 3,563 (6.1) yards, kicked five field goals and 53 PATs caught 27 passes for 474 yards, had 39.0 punting average, 43.0 kickoff return average, hit 14 of 19 passes for 4 TDs . . . played in College All-Star (Pitt 21-14), East-West, Senior Bowl games.

PERSONAL: Given name Walter Jerry Payton . . . nickname Sweetness . . . married Connie Norwood July, 1976 . . . resides in suburban Arlington Heights . . . honorary chairman of 1978 Illinois Mental Health Association . . . has worked for many charities during off season including Boy Scouts, March of Dimes, anti-youth alcoholism, Piccolo Research Fund and United Way . . . tremendous strength 390 bench press, 600+ leg press, 300 military . . . finalist in soul train dance contest as collegian . . . attended Columbia High but didn't play football until junior year . . . father deceased 12/11/78 . . . mother Alyne resides in Columbia . . . brother Eddie was outstanding return specialist with Chiefs last season . . . uncle is Vikings' RB Rickie Young . . . interest include privacy, drums . . . received BA in special education at Jackson State in 3½ years.

Payton's Pro Stats

Rushing	Att.	Yds.	Avg.	TD	Receiving	Yds.	Avg.	TD	Gms.
1978 Bears	333	1395	4.2	11	50	480	9.6	0	16
1977 Bears	339	1852	5.5	14	27	269	10.0	2	14
1976 Bears	311	1390	4.5	13	15	149	9.9	0	14
1975 Bears	196	679	3.5	7	33	213	6.5	0	13
Career	1179	5316	4.5	45	125	1111	8.9	2	57

Kickoff returns: 1975: 14 for 444; 1976: 1 for 0; 1977: 2 for 95. Passing: 9/28/75, 1-0-1 int; Punting: 11/2/75, 1 for 39.

Payton Stats Continued . . .

Career Bests

Combined Yards: 300. (134r, 62c, 104kor) at Saints 12/21/75.
 Carries: 40 (275) vs Minnesota 11/20/77.
 Yards: 275 (40) vs Minnesota 11/20/77.
 Avg. per Carry: 8.9 (23-205) at Green Bay 10/30/77.
 Long Run: 76 at Denver 10/16/78.
 Most TDs: 3, three times.
 Most Catches: 7, vs Lions 10/29/78.
 Yards Receiving: 119. (7) vs Lions 10/29/78.
 Long Catch: 75 at Detroit 11/24/77 from Bob Avellini.
 Most TD Catches: 1 twice.
 Kickoff Returns: 3 (57) at Dallas 12/26/77.
 Kickoff Return Yards: 104 (2) at New Orleans 12/21/75.
 Long Kickoff Return: 70 at New Orleans 12/21/75.
 TDs by Kickoff Return: 0.

Records

Rushing Atts. Season: 339, 1977 (NFL)
 Rushing Atts. Game: 40, 11/20/77.
 Yards Rushing Season: 1,852, 1977.
 Yards Rushing Game: 275, 11/20/77 (NFL).
 Season 1000 Yards: 3
 Consecutive Seasons 1000: 3
 Consecutive Games 100: 5
 Games 100 Season: 10, 1977
 TDs Rushing Season: 14 (Tie Sayers)
 Games 100 Career: 25
 Games 200 Season: 2, 1977
 Games 200 Career: 2
 Combined Atts Season: 383, 1978 (NFL)
 Combined Atts Game: 41, 11/20/77
 Consecutive Games TD Rushing: 7 (Tie Sayers)

100-Yard Games

275 (40) vs Vikings 11/20/77
 205 (23) @ Green Bay 10/30/77
 192 (33) vs Chiefs 11/13/77
 183 (27) @ Seattle 12/5/76
 163 (32) vs Packers 12/11/77
 160 (23) vs Lions 9/18/77
 157 (22) @ Denver 10/16/78
 148 (28) @ San Francisco 9/19/76
 145 (27) @ Los Angeles 10/17/76
 141 (19) @ Minnesota 10/10/76
 140 (19) vs Saints 10/2/77
 137 (20) @ Detroit 11/24/77
 134 (25) @ New Orleans 12/21/75
 127 (23) @ Minnesota 11/12/78
 126 (24) vs Rams 10/10/77
 123 (27) vs Raiders 10/1/78
 122 (24) @ Minnesota 10/16/77
 110 (27) @ Green Bay 11/28/76
 109 (18) vs Packers 11/14/76
 109 (18) vs Seahawks 11/5/78
 105 (23) @ San Francisco 11/16/75
 105 (27) vs Bucs 11/26/78
 104 (18) vs Redskins 10/3/76
 101 (26) vs Cardinals 9/3/78
 101 (33) @ Tampa Bay 12/4/77

PAYTON RUSHING VS NFL

Opponents	Gms.	Att.	Yds.	Ave.	TDs
Atlanta Falcons	3	67	189	2.8	1
Baltimore Colts	1	8	0	0.0	0
Dallas Cowboys	1	17	41	2.2	1
Denver Broncos	2	36	206	5.7	1
Detroit Lions	8	162	638	3.9	6
Green Bay Packers	8	163	855	5.2	8
Houston Oilers	1	18	79	4.4	0
Kansas City Chiefs	1	33	192	5.8	3
Los Angeles Rams	3	55	273	5.0	1
Miami Dolphins	1	7	26	3.7	1
Minnesota Vikings	8	173	895	5.2	8
New Orleans Saints	2	44	274	6.2	3
New York Giants	1	15	47	3.1	0
Oakland Raiders	2	63	220	3.5	3
Philadelphia Eagles	1	21	95	4.5	0
St. Louis Cardinals	3	54	195	3.6	2
San Diego Chargers	1	17	50	2.9	0
San Francisco 49ers	3	72	315	4.4	2
Seattle Seahawks	2	45	292	6.5	1
Tampa Bay Buccaneers	3	75	240	3.2	2
Washington Redskins	2	34	194	5.7	2
Totals	57	1179	5316	4.5	45

MIKE PHIPPS**QB 6-3 209****Purdue****10th Year****Joined Bears: 1977, T-Browns Born: 11/19/47, Shelbyville, IN**

PROFESSIONAL: Enters '79 with the hot hand . . . started four (3 wins) of last six games in '78 including season-ending victories over GB & Washington . . . saw first prolonged game action in two years playing second half vs Seattle 11/5/78 . . . wielded fourth quarter mop in 2 '77 games . . . came to Bears via trade 5/3/77 for fourth round '77 draft pick and first round '78 pick . . . started Cleveland opener vs Jets in '76 but suffered shoulder (right) separation late in third quarter to end playing time . . . entered '76 off his best pro season . . . broke Browns' nine-game losing string in '75 hitting 23 of 36 attempts for 298 yards and 2 TDs against Bengals . . . had been plagued by a string of early Fall injuries at Cleveland . . . started pro career as the third player selected in the 1970 draft with the Browns trading WR Paul Warfield to Miami to obtain pick . . . was back up to Bill Nelson for first two seasons before taking number one job in 1972 . . . up until the '76 injury, had started all but six games.

COLLEGIATE: Purdue's quarterback for 27 games during which time the Boilermakers lost only five . . . finished second in '69 Heisman Trophy voting . . . set 24 Purdue and Big Ten records . . . Boilermakers MVP and captain as senior . . . was first QB to engineer three Notre Dame defeats . . . all-America pick . . . 5,883 yards offense.

PERSONAL: Given name Michael Elston Phipps . . . married (Carole), two sons . . . resides in Boca West, FL during off-season . . . avid bass fisherman and outdoorsman . . . attended Columbus (IN) High . . . has BS in industrial economics.

	Gms.	Att.	Com.	Yds.	Pct.	TD	Int.	Pass Rating	Rush	Yds.	Avg.
1970 Browns	14	60	29	529	48.3	1	5	50.2	11	94	8.5
1971 Browns	14	47	13	179	27.7	1	4	14.6	6	35	5.8
1972 Browns	14	305	144	1994	47.2	13	16	61.3	60	256	4.3
1973 Browns	14	299	148	1719	49.5	9	20	49.4	60	395	6.6
1974 Browns	14	256	117	1384	45.7	9	17	46.9	39	279	7.2
1975 Browns	14	313	162	1749	51.8	4	19	47.5	18	70	3.9
1976 Browns	2	37	20	146	54.1	3	0	90.6	4	26	6.5
1977 Bears	3	5	3	5	60.0	0	0	64.6	0	0	0.0
1978 Bears	6	83	44	465	53.0	2	10	38.0	13	34	2.6
Career	95	1405	680	8170	48.4	42	91	49.6	211	1189	5.6

Bear Stat Highs: Long Pass 35, vs Packers 12/10/78 to James Scott.

Top Percentage 60 (15 of 25) vs Seahawks 11/5/78.

Most Completions 15 (of 25) vs Seahawks 11/5/78.

Most Yards 177 (15-25) vs Seahawks 11/5/78.

DOUG PLANK**FS 5-11½ 197****Ohio State****5th Year****Joined Bears: 1975, D-12 Born: 3/4/53, Greensburg, PA**

PROFESSIONAL: The answer to the 'Who-Caught Joe Namath's-Last-Pro-Pass?' question . . . has started 52 of 58 games in career at FS including last two of '78 after left ankle injury . . . missed first three games of '77 with right knee strain . . . came back in game 4 that year with game ball performance vs Rams knocking down one Namath pass and intercepting two others . . . also has game ball from '77 Tampa win . . . least penalized player of Chicago defense . . . punishing, alert performer . . . forced 6 fumbles in '78 . . . has led team twice in that category and fumbles recovered . . . 12th round pick became instant starter at FS opening there from first preseason game on . . . led Bear tacklers that year with 123 . . . voted '77 Chicago Red Cloud Grif Award.

COLLEGIATE: Three-time Ohio State letterman but only five starts . . . Bucks 29-4-1 during his varsity days . . . had three interceptions as a senior . . . Buckeye tackle stats show 57 total tackles, 37 solos . . . played in three Rose Bowl

games . . . sent Bucks to '74 Rose Bowl with game saving tackle on one-foot line against Michigan (14-11).

PERSONAL: Given name Douglas Michael Plank . . . married (Nancy) . . . resides in Buffalo Grove . . . popular banquet speaker . . . all-state running back at Irwin (PA) Norwin High . . . captained football, basketball, baseball teams there . . . has played all backfield positions . . . enjoys fishing . . . started home reconstruction business during offseason . . . active in civic affairs, Fellowship of Christian Athletes . . . has BA in sociology (criminology).

Plank's Pro Stats

Interceptions	No.	Yds.	TD	Tkls/Solo	Fum. Rec.	Pass Def.	Force Fum.	Tkls. Loss	Sack -Yds.	Gms.
1978 Bears	1	0	0	70/52	3	4	5	0/0	0/0	14
1977 Bears	4	32	0	71/43	0	4	0	2/2	1/14	11
1976 Bears	4	31	0	132/90	4	12	4	1/1	0/0	14
1975 Bears	2	50	0	123/74	0	8	1	3/4	1/10	14
Career	11	113	0	396/259	7	28	10	6/7	2/24	53

Punt Returns: 1975: 3 for 23 yards; 1977: 1 for 21 yards.

Most Interceptions: vs Rams 10/10/77, 2 (20).

Long Interception Return: vs Eagles 9/28/75, 29 off Roman Gabriel.

Long Punt Return: vs Vikings 11/20/77, 21.

Most Solo Tackles: vs Cowboys at Dallas 10/24/76, 10.

Most Total Tackles: vs Cowboys at Dallas 10/24/76, 14.

Most Pass Deflections: two six times.

GOLDEN RICHARDS WR 6-0 180 Hawaii 7th Year Joined Bears: 1978, T-Dal. Born: 12/31/51, Salt Lake City



PROFESSIONAL: Started last 14 games for Bears after joining Club via draft choice trade with Dallas 9/5/78 . . . enjoyed top receiving year of career with Chicago on 27 of 28 catches as a Bear . . . bothered by rib & arm injuries from midseason on . . . finished with just two catches in last four games . . . big play potential . . . starting Cowboy WR for four seasons after starting career as second round pick . . . has not missed a game in last five seasons . . . caught game-clinching 29-yard TD pass from Robert Newhouse in Dallas' 27-10 win over Denver at Super Bowl XII.

COLLEGIATE: Spent three years at Brigham Young before transfer to Hawaii as senior . . . sidelined much of his senior year with a knee injury . . . set four NCAA records at BYU: Yards Punt Returns game (219 yards, 5 returns); TDs Returning Punts season (4); Yards Returning kickoffs game (247 yards, 7 returns); and Average Per Kickoff Return game (35.3) . . . caught 50 passes for

751 yards in two varsity seasons with the Cougars.

PERSONAL: Given name John Golden Richards . . . married (Barbara) . . . resides in Salt Lake City during offseason . . . avid hunter, fisherman who enjoys golf, tennis . . . civic interests include Big Brothers, FCA, alcohol and drug abuse programs, special olympics . . . advertising spokesman for several concerns . . . all-sports star at Salt Lake Granite High . . . brother Doug had NFL try with Dallas, ABA look with St. Louis.

Richards' Pro Stats

Receiving	Yds.	Avg.	TD	Rushing	Yds.	Avg.	TD	Gms.
1978 Cbys-Bears	28	381	13.6	0	0	0	0.0	0
1977 Cowboys	17	225	13.2	3	0	0	0.0	0
1976 Cowboys	19	414	21.8	3	0	0	0.0	0
1975 Cowboys	21	451	21.5	4	3	18	6.0	0
1974 Cowboys	26	467	18.0	5	1	-5	-5.0	0
1973 Cowboys	6	91	15.2	1	1	2	2.0	0
Career	117	2029	17.3	16	5	15	3.0	0

Richards Stats Continued . . .

	Punt Returns				Kickoff Returns			
	Att.	Yds.	Avg.	TD	No.	Yds.	Avg.	TD
1975 Cowboys	28	288	10.3	1	0	0	0.0	0
1974 Cowboys	13	74	5.7	0	0	0	0.0	0
1973 Cowboys	21	139	6.6	0	3	44	14.7	0
Career	62	501	8.1	1	3	44	14.7	0

Bear Stat Highs: Long Catch 52 at Detroit 9/17/78 from Bob Avellini.
 Most Caught 6 (76) vs Vikings 9/25/78.
 Most Yards 76 (6) vs Vikings 9/25/78.

STEVE RIVERA WR-KR 5-11 183 California 3rd Year Joined Bears: 1977, FA Born: 8/5/54, Pensacola, FL



PROFESSIONAL: Spent '78 season on injured reserve list after knee strain in first training camp practice and suffering subsequent reinjury in late August . . . saw action in three of last four games after signing as free agent 11/23/77 . . . played on special teams in playoff loss at Dallas . . . began season with 49ers seeing action in NFL opener against Steelers but waived 9/22/77 . . . lone pro start was with 49ers in '76 . . . 4th round San Francisco 1976 draft pick.

COLLEGIATE: As a senior finished third in nation with 57 catches for 790 yards and 4 TDs . . . as a junior was seventh in nation with 56 receptions for 938 yards and 4 TDs . . . holds Cal records for most career receptions (138), most career yards receiving (2,085), and most receptions in a single season (57 in '75) . . . consensus 1st team all-America after senior season . . . made all-West Coast and all-Pacific Eight after both his junior and senior seasons . . . played in Japan Bowl.

PERSONAL: Given name Steve Jose Rivera . . . resides in Belmont, CA during off-season . . . prepped at Wilmington (CA) Banning High . . . was pitcher-outfielder on baseball team . . . played intercollegiate rugby at Cal . . . has BA in sociology.

Rivera's Pro Stats

Receiving	No.	Yds.	Avg.	TDs	PRs	Yds.	Avg.	TDs	Gms.
1978									
1977 Bears-49ers	1	7	7.0	0	3	7	2.3	0	4
1976 49ers	1	7	7.0	0	1	3	3.0	0	11
Career	2	14	7.0	0	4	10	2.5	0	15

Chicago Injured Reserve List

DON RIVES LB 6-2 229 Texas Tech 6th Year Joined Bears: 1973, D-15 Born: 8/30/51, Wheeler, TX



PROFESSIONAL: Resumed starting MLB role for season's last six games (4 Bear wins) . . . has started 43 games since breaking in as unheralded 15th round pick . . . has not missed a game in five of six seasons after spending '75 on injured reserve with dislocated right foot . . . got OK after arthroscopic exam of right knee 12/18/78 . . . had 2 interceptions in last 6 games after going 68 games without one . . . recovered Giant fumble with 1:22 left to set up FG that sent Bears to '77 playoffs . . . made 165 tackles in '76 to lead team . . . played at 215 as rookie.

COLLEGIATE: Two-time all-Southwest Conference pick for Red Raiders . . . big play specialist at Tech . . . president Letterman's Association . . . team leader in tackles as 208-pound middle guard . . . hampered by knee injury as senior . . . had blocked punt in '70 Sun Bowl . . . also played in Hula Bowl. Coaches All-America game.

PERSONAL: Given Name Donald Earl Rives (pron: reeves) . . . married (Sammye), one son . . . resides in Dumas, TX and teaches youth Bible study . . . attended Wheeler (TX) High participating in Football (fullback run for 1,475 and scored 106 points), basketball, track, baseball . . . competed in Ford's PP&K program . . . hopes to be a rancher . . . hobbies include cooking Mexican food, hunting, fishing . . . active in civic affairs, Fellowship of Christian Athletes . . . has BA in physical education.

Rives' Pro Stats

Interceptions	No.	Yds.	Tkls/Solo	Fum. Rec.	Pass Def.	Force Fum.	Tkls. Loss	Sacks -Yds.	Gms.
1978 Bears	2	8	67/44	1	2	1	3/17	0/0	16
1977 Bears	0	0	89/61	0	1	0	2½/7	0/0	14
1976 Bears	0	0	165/112	2	5	3	5/8	3/12	14
1975 Bears	0	0	7/4	0	0	0	0/0	0/0	2
1974 Bears	0	0	65/37	0	0	1	1/2	1/5	14
1973 Bears	0	0	68/60	1	0	0	0/0	1/4	14
Career	2	8	461/217	4	8	5	11½/34	5/21	74

*Rushed once for two yards.

Most Solo Tackles: vs Rams 12/2/73, 17.

Most Total Tackles: vs Rams 12/2/73, 17.
vs Falcons 9/26/76, 17.

Most Sacks: vs Lions 9/12/76, 2.

RON RYDALCH

DT 6-4 251

Utah

5th Year

Joined Bears: 1975, T-Jets

Born: 1/1/52, Tooele, UT



PROFESSIONAL: Hampered by foot, leg, knee problems after starting first five games of '78 . . . had left knee cartilage surgery 12/18/78 . . . missed last four tilts completely . . . injuries snapped consecutive RT start string at 19 . . . led 1977 sack production with 9½ . . . signed with Bears 11/25/75 after WFL folded . . . Bears acquired rights from Jets with RB Mike Adamle and draft choice for RB Carl Garrett 9/9/75 . . . played with Shreveport Steamer instead of reporting to Jets as 8th round pick in '74.

COLLEGIATE: Three-year starter at Utah . . . '73 co-captain, all-Western Athletic Conference pick . . . '73 WAC's Outstanding Lineman . . . played in Blue-Gray game.

PERSONAL: Given name Ronnie James Rydalch (pron: rye-dollich) . . . nickname Griz . . . resides in Tooele (pron: twill-uh) during off-season . . . competed in Ford PP&K program . . . hobbies include hunting, snowmobiling . . . attended Tooele High participating in football, basketball, track (shot) . . . had 3.7 (of 4) GBA . . . has BS in business management.

Rydalch's Pro Stats

	Tkls/Solo	Fum. Rec.	Pass Def.	Force Fum.	Tkls. Loss	Sacks -Yds.	Gms.
1978 Bears	25/16	0	1	1	3/5	2/20	11
1977 Bears	77/54	1	1	1	2/4	9½/81	14
1976 Bears	70/53	1	0	1	3/6	7/51	13
1975 Bears	13/10	0	0	0	0/0	0/0	3
Career	185/133	2	2	3	8/15	18½/152	41
1975 WFL Shreveport	39/25	1	0	1	2/9	1/12	5
1974 WFL Shreveport	91/56	2	1	3	3/13	2/14	20

Most Sacks: 2, five times last at Detroit 9/17/78.

Most Total Tackles: vs Broncos 12/21/76, 11.

Most Solos: 8, twice last at Giants 12/18/77.

HOME GATE AVERAGES

Season	Capacity	Ticket Average	Season	Capacity	Ticket Average
1967	46,495	45,793	1973	55,701	55,701
1968	46,684	45,453	1974	55,753	55,674
1969	46,708	45,028	1975	57,455	55,330
1970	45,322	44,662	1976	57,359	57,303
1971	55,049	55,049	1977	57,359	57,359
1972	55,701	55,701	1978	57,359	57,359

TERRY SCHMIDT CB 6-0 177 Ball State 6th Year
Joined Bears: 1976, W-Saints Born: 5/28/52, Columbus, IN



PROFESSIONAL: Took over regular LCB job for Pro Bowler Allan Ellis 5 days before '78 opener and started all 16 games there . . . first Bear theft saved St. Louis game on opening day . . . got game ball for last minute intercept at SF the following week . . . only other Bear start was at FS in '77 . . . awarded to Bears via waiver system 9/7/76 from Saints . . . 1974 all-rookie pick with Saints after making four interceptions in first five games . . . was New Orleans fifth round '74 draft pick.

COLLEGIATE: First Ball Starter to play in East-West Shrine game . . . Cardinals MVP as senior . . . Kodak. Football News All-America pick . . . had 13 interceptions in 3 varsity seasons at BSU . . . academic all-America pick . . . member of collegiate student senate . . . was enrolled in science honors program . . . played in Coaches' All-America game.

PERSONAL: Given name Terry Richard Schmidt . . . married (Debbie Ann), two children . . . resides during off-season in San Jose, CA . . . participated in Ford's PP&K program . . . attended Columbus (IN) High earning all-state football honors twice also excelling in track and basketball . . . hopes to enter dental school . . . has BS in chemistry-biology.

Schmidt's Pro Stats

Interceptions	No.	Yds.	TD	Tkls/Solo	Fum.	Pass	Force	Tkls.	Sacks	Gms.
					Rec.	Def.	Fum.	Loss	-Yds.	
1978 Bears	2	23	0	51/44	1	9	1	1/2	0/0	16
1977 Bears	0	0	0	10/5	0	1	0	0/0	0/0	10
1976 Bears	0	0	0	0/0	0	0	0	0/0	0/0	9
1975 Saints	1	37	0	27/0	3	11	—	—	—	13
1974 Saints	4	27	1	—	1	—	—	—	—	9
Career	7	87	1	88/49	5	21	1	1/2	0/0	57

PRs: 1975, 11 for 76. KORs: 1974, 1 for 23; 1975, 2 for 54.

Most Interceptions: 1, seven times.

Long Return: 37, 1975.

Most Tackles: 8 vs Raiders 10/1/78.

Most Passes Broken Up: 3 vs Raiders 10/1/78.

STEVE SCHUBERT WR 5-10 184 Massachusetts 6th Year
Joined Bears: 1975, FA Born: 3/15/51, Brooklyn, NY



PROFESSIONAL: Special teams superstar . . . has returned punt for TD in each of last two seasons . . . owns more game balls than WR starts (3) over five-year career: two balls for Patriot wins in '74 & Bear 12/16/78 win over Redskins, 9/18/77 win over Lions . . . missed three tilts last year with high pull . . . caused key GB punt fumble in close call win last season . . . first Bear to catch TD pass in a playoff game in 21 years (Ken Kavanaugh '46) . . . had 39-game string of consecutive games snapped by injury at New York 12/18/77 . . . signed with Bears as free agent 10/1/75 . . . originally inked by Chargers as free agent in '73 but played with New England (semi-pro) Colonials (38 catches for 682 yards) that season . . . signed as FA with Pats for '74 . . . first NFL reception a 21-yarder for TD against Vikings (NE 17-14) from Jim Plunkett . . . missed last four games of '74 with knee injury.

COLLEGIATE: Three-year regular at U. Mass . . . caught 51 passes for 989

yards, 11 TDs . . . all-New England, Kodak (small college) All-America as senior . . . MVP that season . . . played in Boardwalk Bowl.

PERSONAL: Given name Steven William Schubert . . . married (Sandy), two children . . . lives in Manchester, NH . . . member National Easter Seal Sports Council . . . hobbies include furniture making . . . football, baseball, track, basketball star at Manchester Central High . . . participated in Ford's PP&K program . . . sells for hotel chain during off-season, also conducts youth football camp . . . has BS degree in Hotel and Restaurant Administration.

Schubert's Pro Stats

Receiving	Gms.	No.	Yds.	TD	PRs	Yds.	TD	KORs	Yds.	TD
1978 Bears	13	4	51	0	27	229	1	4	80	0
1977 Bears	13	8	119	0	31	291	1	0	0	0
1976 Bears	14	4	74	0	11	60	0	1	3	0
1975 Bears	12	5	68	0	6	33	0	9	146	0
1974 Patriots	10	1	21	1	3	15	0	5	112	0
Career	62	22	333	1	78	628	2	19	338	0

Long Catch: at Dallas 12/26/77, 34t from Bob Avellini.

Most Catches: at Dallas 12/26/77, 5 (69).

Most Yds Rec: at Dallas 12/26/77, 69 (5).

Long PR: at Washington 12/16/78, 73t.

Most PRs: at Tampa 12/4/77, 7 (22)

Long KOR: at Green Bay 10/8/78, 27.

JAMES SCOTT WR 6-1 191 Henderson JC 4th Year Joined Bears: 1976, FA Born: 3/28/52, Longview, TX



PROFESSIONAL: One of NFL's top home run threats with 17.6-yard average for 118 career catches . . . had off-year in '78 due to hamstring, thigh pull but still caught 42 . . . has started 36 of last 38 NFL games including last six . . . owns game balls from 12/10/78 Packer win, and '77 victories over Pack and Rams . . . signed as free agent 9/21/76 . . . one of six Bears to have caught 50 passes in a season . . . first NFL reception was a 6-yard TD pass from Bob Avellini vs Washington 10/3/76 . . . was New York Jets' eighth-round draft pick in 1975 but spent that season on injured reserve with eye injury . . . caught 3 passes for 111 yards in Jets' '76 preseason but waived after missing practice . . . played with WFL Chicago Fire in '74 catching 52 Virg Carter passes for 755 yards in 8 games . . . was leading WFL receiver when injured.

COLLEGIATE: All-conference receiver at Henderson County (Athens, TX) Junior College in '71 . . . totaled 100 receptions in two JC seasons.

PERSONAL: Given name James Scott . . . prepped at Gladewater (TX) High where he gained 2,000 yards total offense as senior running back . . . held multitude of jobs including foundry work while waiting football opportunity . . . "sold" to Bears on former QB Virg Carter's recommendation . . . resides in Gladewater during off-season.

Scott's Pro Stats

Receptions	No.	Yds.	Avg.	TD	Rush	Yds.	Avg.	TD	Gms.
1978 Bears	42	759	18.1	5	0	0	0.0	0	15
1977 Bears	50	809	16.2	3	1	10	10.0	0	14
1976 Bears	26	512	19.7	6	2	-4	-2.0	0	11
Career	118	2080	17.6	14	3	6	2.0	0	40
1974 WFL	52	755	14.5	8	1	1	1.0	0	8

Long Catch: vs Rams 10/10/77, 72t from Bob Avellini.

Most Catches: 9, at Green Bay 10/8/78 (113).

Most Yards Rec: vs Rams 10/10/77, 142 (2).

Most TDs: 2 three times, last at Green Bay 10/8/78

JEFF SEVY**G-T 6-5 267****California****5th Year****Joined Bears: 1975, D-12 '74****Born: 10/24/50, Palo Alto, CA**

PROFESSIONAL: One of Club's most versatile players . . . saw action at LG and special teams in 14 of 16 1978 games . . . played last 8 games of '77 as DE making 2 sacks and 7 other solos after starting 26 consecutive games on offense . . . has played 7 different positions with offensive starts at RT, LT, RG, LG . . . hampered by thigh bruise and missed virtually all training camp '78 . . . Bear offensive captain in '76 . . . Club's physical coordinator, Clyde Emrich, claims Sevy's the strongest lineman in the NFL . . . his belief in cosmic energy led to Bear offensive line Cosmic Ray cult of '76 . . . started 12 games as rookie RT in '75 . . . consensus all-rookie tackle . . . originally drafted by Bears on 12th round '74 draft but signed with WFL Hawaii as 10th round choice . . . inked Chicago contract 6/12/75 . . . played guard with Hawaiians.

COLLEGIATE: Two-year Cal defensive end-tackle letterman . . . member Cal's national champion rugby side . . . weightman on track squad . . . All-conference pick for coach Bob Pifferini, Sr., at DeAnzia JC.

PERSONAL: Given name Jeffrey Evan Sevy (pron: see-vee) . . . has a variety of off-season interests: ski patrol member, job corps, land development, and real estate speculation . . . spent days off during season traveling to Chicago high schools motivating students toward further education . . . resides during off-season in Monta Vista, CA . . . has taken dance lessons to improve agility . . . hobbies include skiing, rugby, sky diving and glider flying . . . began acting this off-season with lead in comedy . . . attended Sunnyvale (CA) Homestead High but did not play football . . . participated in track, cross country . . . has B.S. in business.

Total games 74: Hawaiians WFL 1974 (20), Bears 1975 (14), Bears 1976 (14), Bears 1977 (12), Bears 1978 (14). Returned 1 1974 kickoff 9 yards. Caught 1 pass for 6 yards 12/14/75 vs Cardinals.

BRAD SHEARER**DT 6-3 254****Texas****2nd Year****Joined Bears: 1978, D-3****Born: 8/10/55, Houston, TX**

PROFESSIONAL: Started twice as rookie . . . played in first 15 before missing finale at Wash . . . both starts were vs Packers . . . got sack in second start on David Whitehurst . . . bothered and slowed by left knee bruise in camp . . . Bears top pick in '78 draft.

COLLEGIATE: Winner 1977 Outland Trophy as college football's top lineman . . . consensus all-America . . . Texas captain as Longhorns put together 11-0 regular season record . . . made 109 tackles senior year . . . represented Texas and Southwest Conference on '76 NCAA press tour . . . led Texas in tackles behind line, sacks (7), and forced fumbles (4) . . . selected for Hula Bowl but didn't play . . . all-SWC as sophomore LT . . . had cartilage removed from right knee after junior season . . . became starter halfway through frosh season.

PERSONAL: Given name Sterling Bradford Shearer . . . married (Nancy) . . . resides in Austin completing degree requirements and selling real estate during off-season . . . donates time to fund raising for drug abuse center . . . all-Texas prepster at Austin (TX) Westlake High . . . enjoys woodworking . . . majoring in finance.

	Fum. Tkl/Solo	Pass Rec.	Force Def.	Blk. Fum.	Tkls. Kick	Sacks Loss	Yds. -Yds.	Gms.
1978 Bears	33/22	0	2	0	0	2/4	1/12	15

Home Grown Bears

Six of the 50 Bears on the Club's 1978 veteran training camp roster were born in Chicagoland: T Ted Albrecht, SS Gary Fencik, LB Tom Hicks, T Dennis Lick, DE Jerry Meyers, and RB John Skibinski.

New NFL Safety Rules

1) A roster maximum of 45 players, plus 3 free agent re-activations from the Injured Reserve List after the final cut. 2) Officials will be quicker in whistling a play dead when a QB is firmly in the grasp of any tackler. 3) No blocking below waist by return team on kicks. 4) Area in which crackback blocks are prohibited broadened from 3 to 5 yards. 5) Permit use of elbow and knee pads in tryouts and camps. 6) Penalty may be called for non-contact acts such as throwing a punch. 7) Prohibit wearing altered or torn equipment and exposed hard pads. 8) No charged timeout in final 2 minutes of either half if personal foul is committed on injured player.

JOHN SKIBINSKI **RB 6-0 218** **Purdue** **2nd Year**
Joined Bears: 1978, D-6a **Born: 4/27/55, Chicago, IL**



PROFESSIONAL: Has yet to carry from scrimmage in regular season action . . . had key punt team fumble recovery at Detroit that led to Bear TD and win . . . played in all 16 last year . . . second Bear pick in '78 draft . . . voted Bears Piccolo Award last season.

COLLEGIATE: Three-year letterman, two-year starter for Boilermakers . . . redshirted 1974 season . . . won Jack Mollenkopf Award by Purdue Chicago Club for dedication, loyalty . . . good blocker, power runner, receiver . . . top rushing effort was for 133 versus Wisconsin as junior . . . no minus yardage that season . . . career stats show 339-1605-4-7-8TDs . . . receiving 46-341 . . . played in East-West, Hula, Japan bowls.

PERSONAL: Given name John Joseph Skibinski (pron: skah-been-ski) . . . nickname Skibo . . . son of former Green Bay, Cleveland guard Joe Skibinski . . . uncle Dick played for Washington . . . all-Illinois pick after rushing for 1,200 yards as senior at LaSalle-Peru Township High . . . national honor society . . . earned four letters each in football, track, wrestling . . . won sectional, district mat titles 183-pound class in '73 . . . spent offseason substitute teaching in Peru (IL) . . . plays harmonica . . . has BS in education.

Skibinski's Pro Stats

Kickoff Returns	No.	Yds.	Avg.	LG	TD	Gms.
1978 Bears	3	36	12.0	20	0	16

11 total tackles, 9 solo.

REVIE SOREY **G 6-2 263** **Illinois** **5th Year**
Joined Bears: 1975, D-5 **Born: 9/10/53, Brooklyn, NY**



PROFESSIONAL: Has started last 30 (and 39 overall) games for Bears at RG . . . has not missed a game . . . was second team UPI all-NFC pick last year after first team '77 selection . . . got game ball from Bears '77 Thanksgiving Day victory at Detroit . . . devastating pulling guard . . . has run :04.9 . . . fourth Bear pick in '75 draft.

COLLEGIATE: Two-year regular lineman at Illinois . . . played tight end as frosh . . . Illini offensive captain in '74 . . . played frosh basketball . . . selected to play in Senior Bowl, Blue-Gray, American Bowl games . . . all-Big Ten pick.

PERSONAL: Given name Revie Cee Soresy, Jr. (pron: ree-vee soar-ee) . . . college nickname Rock Hollywood . . . resides in Chicago—President 'Just Us' Association for Special Olympics and Better Boys Foundation . . . most active in helping others with appearances for United Way, United Cerebral Palsy, Boy Scouts, United Charities, VA Hospitals, Red Cloud Fund, Chicago Heart Association . . . also made visits to ghetto schools on day off . . . Illinois Special Olympics 1977 Man of the Year . . . hobbies include music, chess, CB radio . . . earned five letters at Brooklyn Boys High in football (3), basketball (1), track (1) . . . member Fellowship of Christian Athletes . . . all-New York . . . was youth corps leader, life scout . . . honorary director Les Turner ALS Foundation . . . majored in sociology.

Sorey's Pro Stats

Total games 58: Bears 1975 (14), Bears 1976 (14), Bears 1977 (14), Bears 1978 (16)

MIKE SPIVEY **CB 6-0 195** **Colorado** **3rd Year**
Joined Bears: 1977, D-2 **Born: 3/10/54, Houston, TX**



PROFESSIONAL: Had first three pro starts last season at RCB subbing for injured Virgil Livers . . . broke up 3 passes in Tampa start . . . scored first TD on 71-yard return of Livers' blocked Raider FG attempt . . . has size, strength (350 bench), speed (:04.3), hands . . . Bears second pick in '77 draft . . . fifth DB selected.

COLLEGIATE: AP honorable all-America . . . AP all-Big Eight . . . had 57 career solo tackles, 44 career assists . . . had 5 career interceptions for 37 yards and one touchdown . . . three-year starter, one as corner and two as rover back . . . three-time letterman.

PERSONAL: Given name Michael James Spivey (pron: Spy-vee) . . . married (Jackie) . . . resides during offseason in Denver . . . team captain and two-way player at Houston Aldine Carver High . . . ran track . . . helped form Special Olympics program in Boulder . . . top student . . . has BS in community recreation.

Spivey's Pro Stats

Interceptions	No.	Yds.	Tkls/Solo	Fum. Rec.	Pass Def.	Force Fum.	Tkls/Loss	Sacks - Yds.	Gms.
1978 Bears	0	0	12/11	1	4	0	0/0	0/0	16
1977 Bears	0	0	11/8	0	0	1	0/0	0/0	14
Career	0	0	23/19	1	4	1	0/0	0/0	30

Scored touchdown vs Raiders 10/1/78 on 71-yard blocked FG return. Kickoff returns: 1978: two for 34 yards.

BOB THOMAS **K 5-10 171** **Notre Dame** **5th Year**
Joined Bears: 1975, W-Rams **Born: 8/7/52, Rochester, NY**



PROFESSIONAL: Most accurate field goal kicker in Bear history having converted 56 of 97 in four seasons for .577 percentage (Mac Percival was .544, 1967-73) . . . owns three other Bear records—long FG, 55 yards; top one year percentage .772, 17 of 22 in '78; and consecutive FGs without a miss, 10 (Percival tie) . . . 10th leading scorer in Club history . . . has won 9 games for Bears with kicks . . . converted first 15 successive kicks last season before missing PAT vs Raiders . . . was devastating in season's first 10 weeks connecting on 15 of 16 FGAs—the miss coming after bad snap . . . won PFW Golden Toe Award for 9/10/78 3 FGs to beat SF . . . UPI honorable mention all-NFL '78 . . . led Bear scoring '78 & '75 . . . booted one of the most important FGs (28 yards) in club history with 9 seconds left in OT at NY to put Bears in '77 playoffs . . . accuracy on kickoff placement key to Bears defense KO returns . . . awarded to Bears from Los Angeles 2/26/75 after failing to make '74 Rams on last cut . . . 15th

round LA draft choice in '74 . . . rightfooted, soccer-style kicker . . . increased leg strength from 165 to 400 pounds since joining Bears . . . alternate NFLPA representative.

COLLEGIATE: Academic all-America at Notre Dame . . . set Irish records for consecutive PATs (62), field goals (9 of 18), and kicking points (70) in 1973 . . . scored ND's last three points against Alabama in '73, Super Bowl giving Irish national championship 24-23 . . . scored 161 career points on 98 of 101 PATs, 21-35 FGs.

PERSONAL: Given name Robert Randall Thomas . . . engaged to marry Margaret Mary Murphy in June . . . learning commodities exchange . . . attends Loyola law school . . . member championship football, soccer teams (center forward) at Rochester McQuaid Jesuit High . . . captained soccer team . . . all-league both sports . . . had 47-yard FG in high school . . . has BA in government.

Thomas' Pro Stats

	Pts.	FGs	1-19	20-29	30-39	40-49	50+	PATs	Gms.
a 1978 Bears	77	17-22	0-0	7-7	9-11	1-4	0-0	26-28	16
b 1977 Bears	69	14-27	0-0	6-9	6-10	2-6	0-2	27-30	14
c 1976 Bears	63	12-25	0-0	3-3	4-6	5-11	0-5	27-30	14
d 1975 Bears	57	13-23	0-0	3-7	5-6	4-7	1-3	18-22	14
Career	266	56-97	0-0	19-26	24-33	12-28	1-10	98-110	58

a—Includes 1 blocked PAT, 2 FG atts 39, 39.

b—Includes 3 blocked PATs.

c—Includes 1 blocked PAT.

d—Includes 2 blocked PATs, 4 FG atts 43, 20, 27, 27.

Longest Field Goal: at Los Angeles 11/23/75, 55.

Most Points: vs Redskins 10/3/76, 15.

Most Field Goals: vs Redskins 10/3/76, 4 of 4.

Most FG Attempts: 4 twice.

Consecutive PAT String: 16 10/23/77-12/18/77 when Giants blocked try.

Consecutive FG String: 10 12/18/77-10/1/78.

LENNY WALTERSCHEID S 5-11 186 S'rn Utah St. 3rd Year Joined Bears: 1977, FA Born: 9/13/54, Gainesville, TX



PROFESSIONAL: Started 3 games at FS for injured Doug Plank last season . . . special teams superstar . . . had blocked punt vs Vikes (Mike Wood) 9/25/78 that led to Bear TD . . . had 81-yard KOR vs Raiders 10/1/78 . . . missed two games with right knee sprain . . . after being passed over in collegiate draft, went to FB camp and was recommended to Bears by Sid Gillman . . . signed twice by Bears as free agent: 5/10/77, waived 8/31/77, resigned 9/31/77 . . . averaged 30.5 on 11 KORs last year but needed 16 to qualify for title . . . had 9 tackles, 1 intercept in win over Atlanta 11/19/78.

COLLEGIATE: Two-time MVP at Southern Utah State as cornerback-wide receiver . . . earned four football, two track letters there . . . was 1976 Rocky Mountain Conference MVP . . . set SUS record for punt return average (12.7) . . . caught 44 passes for 747 yards, 7 TDs . . . one collegiate interception . . . had 36.5 punting average.

PERSONAL: Given Leonard Raymond Walterscheid (pron: walter-SHY-ed) . . . married (Korine) . . . prepped at Grand County High in Moab, UT . . . resides in Cedar City, UT during off-season . . . lost part of fingers on left hand working as oil well roughneck in '75 . . . father is oilfield trucker . . . member National Ski Patrol . . . has worked as fire fighter for U.S. Forest Service . . . participated in Ford PP&K competition . . . has BS in physical education.

Walterscheid's Pro Stats

Interceptions	No.	Yds.	Avg.	TD	Tkls/Solo	Fum.	Pass	Force	Blk.	Tkls.	Sack
						Rec.	Def.	Fum.	Kick		
1978 Bears	1	0	0.0	0	39/31	1	2	1	1	1/2	0/0
1977 Bears	0	0	0.0	0	23/16	0	0	0	0	0/0	0/0
Career	1	0	0.0	0	62/47	1	2	1	1	1/2	0/0
Kickoff Returns	No.	Yds.	Avg.	TD	Punt Returns	No.	Yds.	Avg.	TD	Gms.	
1978 Bears	11	335	30.5	0							3
1977 Bears	3	59	19.7	0	6	59	9.8	0	14		
Career	14	394	28.1	0	9	83	9.2	0	28		

Long PR: at Giants 12/18/77, 18.

Most PRs: at Giants 12/18/77, 3 (27).

Long KOR: vs Raiders 10/1/78, 81 (2-114).

Most KORs: at Dallas 12/26/77, 4 (98).

1979 ROOKIE BIOGRAPHIES

TONY ARDIZZONE

Joined Bears: 1979, FA

C 6-3 240

Northwestern

Born: 12/19/56, La Grange, Ill.

Professional: Signed 1/3/79 . . . drafted on sixth round by Detroit in 1978, but waived in August.

Collegiate: Three-year letterman . . . two-year starter at tackle . . . second team all-Big Ten senior year . . . NU's most efficient offensive lineman in 1977 . . . received N-Club's Achievement Award . . . Illinois State Collegiate Powerlifting champion in 1976 at 242 pounds . . . second at 275 in 1978.

Personal: Given name Anthony Allen Ardizzone . . . prepped at St. Joseph's High in suburban Westchester . . . BS in economics.

DAVE BECKER

Joined Bears: 1979, D-12

S 6-2 190

Iowa

Born: 1/15/57, Atlantic, IA

Collegiate: Eleventh and last player taken by Bears in '79 draft . . . 312th player selected nationally . . . captained Hawkeyes as senior . . . been an Iowa regular for last two seasons . . . made Hawkeyes as walk-on . . . went on scholarship sophomore season . . . won Iowa's Ben Trickey Scholarship going to an Iowa native walk-on . . . made 6 interceptions last two seasons . . . had 9 tackles for loss from safety spot in '78.

Personal: Given name David Becker . . . won 12 letters at Atlantic—golf (4), football (3), basketball (3) and baseball (2) . . . captained football, basketball teams . . . fan of Bear safeties Doug Plank, Gary Fencik . . . engineering major.

GEORGE FREITAS

Joined Bears: 1978, D-8

TE 6-2 220

California

Born: 12/19/55, Visalia, Cal.

Professional: Went on injured reserve 8/22/78 after suffering right knee injury in final pre-season tilt at Cincinnati . . . reinjured knee playing softball this winter in California and had surgery . . . fifth Bear pick in '78 draft.

Collegiate: Four-year Cal regular . . . third on all-time Cal receiving list with 111 grabs for 1395 yards 6 TDs . . . all-coast pick last season after becoming first Pac-8 tight end to make 50 catches (51-797-5) . . . made three circus catches in Hula Bowl appearance . . . coach Mike White "blocks, makes tough catch, runs" . . . leader.

Personal: Given name George Allan Freitas . . . married (Gail) . . . prep all-America at Visalia Redwood High where he was also a standout in basketball, baseball . . . standout on Cal rugby team four years . . . sociology major.

BRUCE GIBSON

Joined Bears: 1979, FA

RB 6-0 230

Pacific

Born: 12/14/55, Visalia, Cal.

Professional: Signed by Bears 5/8/79 . . . seventh round Detroit draft pick in '78 . . . waived in September when teams cut to 43.

Collegiate: Second leading rusher in Pacific history with 2,856 yards behind Willard Harrell . . . set school record for most career 100-yard games with 13 . . . team MVP two years . . . all-conference . . . played in Hula Bowl, Japan Bowl, and East-West Shrine game, in which he was the leading rusher . . . four-year starter . . . linebacker as frosh.

Personal: Given name Bruce Gibson . . . business administration major . . . prepped at Redlands (Cal.) High . . . all-state RB & free safety.

ARDIZZONE

BECKER

FREITAS

GIBSON



**HAMPTON****HARRIS****HEAVENS**

DAN HAMPTON DT-DE 6-5 256 **Arkansas**
Joined Bears: 1979, D-1a **Born: 9/19/57, Oklahoma City, OK**

Collegiate: Fourth player selected in '79 draft behind LB Tom Cousineau (Bills), DT Mike Bell (Chiefs) and QB Jack Thompson (Bengals) . . . can play all four line spots but Bears will try him first at DLT . . . four-time Razorback letterman . . . two-time all-SWC pick . . . selected SWC's defensive player of year (Houston Post). SWC lineman of year (Waco Tribune-Herald) . . . Coaches' (Kodak) all-America pick . . . 18 sack senior season in non-passing conference . . . named to AP all-America strength team . . . became starter in sophomore season . . . missed first three games of junior season with knee . . . played in Senior, Fiesta, Orange & Cotton Bowls . . . had 70 solo stops as senior . . . made 32 tackles behind line in career.

Personal: Given name Daniel Oliver Hampton . . . high school all-America at Jacksonville (AR) High . . . grew up on farm near Cabot, AR . . . started playing football junior year . . . broke arm, both legs in sixth grade surviving fall of 45 feet from tree and spent 6 months in wheelchair . . . credits survival to drinking gallon of unpasteurized milk per day . . . was playing sax in HS band (6-5 235) when persuaded to come out . . . plays six instruments—guitar best . . . went from 240 to 260 and :05.2 to :04.85 last year . . . mother (Joan) still lives on farm . . . has pet pig (Mork Pork) . . . majoring in business.

AL HARRIS DE-LB 6-5 236 **Arizona State**
Joined Bears: 1979, D-1b **Born: 12/31/56, Bangor, ME**

Collegiate: Number nine player taken in '79 draft . . . second first round pick by Bears . . . consensus all-America pick and finalist for Lombardi and Outland Trophies . . . played in Hula and Japan Bowls . . . all-WAC as junior . . . first unanimous all-America selection in Arizona State history . . . led Sun Devil defense last two seasons . . . had blocked punt vs Colorado State junior year . . . led team in tackles behind line last three seasons . . . had 5 sacks & 5 hurries vs Cal last season.

Personal: Given name Alfred Carl Harris . . . nicknames Big Al, The Destroyer . . . graduated from Leilehua Valley High in Wahiawa, Hawaii . . . father is in Air Force so Al grew up in Maine, North Carolina, New Jersey, West Virginia, California and Hawaii . . . was basketball center, track long and triple jumper . . . Hawaii player of the year as senior . . . had 11 blocked shots in one game tilt . . . was two-sport captain twice . . . brother Tim is cager at Air Force Academy . . . cousin of Tampa Bay's Ricky Bell . . . majoring in mass communications.

JEROME HEAVENS RB 5-11½ 207 **Notre Dame**
Joined Bears: 1979, D-9 **Born: 8/1/57, St. Louis, MO**

Collegiate: Bears eighth pick in '79 draft . . . broke George Gipp's ND career rushing (2,341) record with four-year total of 2,682 despite missing eight games in sophomore year with knee cartilage injury . . . tied Irish record of 10 100-yard days in a career . . . led ND rushing as freshman and junior . . . had ND's first 200-yard game ('77 vs Army 200) . . . Irish tri-captain last season . . . had 101 yards in '78 Cotton Bowl . . . played both FB and HB . . . in first college start rushed for 109 vs North Carolina . . . leader . . . had 131 yards in '79 Cotton Bowl.

Personal: Given name Jerome Kenneth Heavens . . . two-time prep all-America at East St. Louis Assumption High . . . won 8 letters in football, basketball and baseball . . . captain of FB, cage squads as junior and senior . . . majoring in economics.

LEE KUNZ
Joined Bears: 1979, D-6

LB 6-2 226 **Nebraska**
Born: 4/21/57, Golden, CO

Collegiate: Bears sixth pick in '79 draft . . . set Husker record making 159 stops as junior weakside linebacker . . . also led Nebraska as senior with 130 tackles . . . put on 20 pounds during senior season . . . projected as middle backer by Bears . . . called best all-around athlete on squad by Husker staff . . . exceptional special team performer . . . three-time letterman . . . academic all-America choice . . . won Big 8 discus title in '77 . . . took fourth at '79 Drake Relays with 192 toss . . . has top high jump of 6-9 . . . :04.7 40 . . . was off to track meet when drafted by Bears . . . weightlifter with power clean 320 pounds . . . thought of as Olympic decathlon prospect by some scouts before draft.

Personal: Given name Lee Kunz . . . prep star at Golden (CO) Wheat Ridge High . . . won state titles in high jump (6-7), discus (179) . . . cousin of former Raider Lee Kunz . . . Pron: coon-z . . . had 3.10 grade point in engineering.

WILLIE McCLENDON
Joined Bears: 1979, D-3

RB 6-1 205 **Georgia**
Born: 9/13/57, Brunswick, GA

Collegiate: Sixty-sixth player taken in the '79 draft and Chicago's fourth pick . . . broke 1942 Heisman winner Frank Sinkwich's 37-year old Georgia record for rushing in a season when he ran for 1,317 yards . . . 22 career rushing TDs is also a Georgia record . . . had best day vs Florida as junior rushing for 163 yards on 10 carries, two of which for TDs . . . began college career as linebacker . . . Nashville Banner SEC Player of the Year . . . set SEC record with 8 consecutive 100-yard games . . . career figures show 443 runs for 2,233 yards, 5.3 average.

Personal: Given name Willie Edward McClendon . . . captained football and basketball teams at Brunswick Glynn Academy . . . on track team ran :09.7 100 . . . education major.

JOE RESTIC
Joined Bears: 1979, D-10

S-P 6-2½ 193 **Notre Dame**
Born: 8/23/57, Providence, RI

Collegiate: Bears ninth pick in '79 draft . . . three-year regular at free safety for Irish . . . number one punter all four seasons . . . academic all-America pick twice . . . honorable mention all-America pick three times . . . holds ND record for career punts and average in one game (51.6 vs Air Force in '75) . . . career long is 63 . . . threw 10-yard TD pass as holder on FG fake to Ken MacAfee . . . had 13 career interceptions . . . punted 209 times for 40.2 average.

Personal: Given name Joseph William Restic . . . father (Joe, Sr.) is Harvard football coach . . . was National Honor Society member at Milford (MA) High . . . is Dean's List student in pre-med at Notre Dame.

RON ROBINSON
Joined Bears: 1979, W-Green Bay

WR 6-3½ 192 **Utah State**
Born: 1/31/56, Fresno, Cal.

Professional: Signed by Bears after waiver claim 1/20/79 . . . free agent in '78 Green Bay camp waived in late August.

Collegiate: State's leading receiver in '77 with 19 for 257 yards and one TD . . . 19 grabs as junior for 201 yards 2 TDs.

Personal: Given name Ronald Kenneth Robinson . . . nickname "Tweet" . . . prepped at Richmond (Cal.) High . . . BS in physical education.

KUNZ

McCLENDON

RESTIC

ROBINSON





SULLIVAN



WATTS



WRIGHT

JOHN SULLIVAN **LB 6-1 221** **Illinois**
Joined Bears: 1979, D-6 **Born: 10/1/56, Massapequa Park, NY**

Collegiate: Bears fifth selection in '79 draft . . . broke Illini record for tackles in a career with 501 . . . set Illini single game record with 34 tackles vs Minnesota in '77 . . . had eight games with 20 or more tackles . . . co-captain in senior year . . . four-time letterman . . . benches 415 . . . redshirted in '76 . . . twice defensive MVP . . . had knee surgery in '76 . . . roomed with Viking LB Scott Studwell . . . had four sacks as senior . . . 76 solo tackles.

Personal: Given name John Sullivan . . . father is retired NYC police detective . . . NY state heavyweight wrestling champ at Massapequa John the Baptist High . . . studied karate to increase speed and flexibility . . . threw HS shot . . . enrolled in College of Commerce.

RICKEY WATTS **WR 6-1 202** **Tulsa**
Joined Bears: 1979, D-2 **Born: 5/16/57, Longview, TX**

Collegiate: Bears' third selection in '79 draft . . . fifth wide receiver selected . . . led Hurricane in receiving past two seasons with 74 catches for 1,373 yards (18.6 average) and 6 TDs . . . was tailback until late in junior season when switched to fulltime flanker . . . led Tulsa rushing in '76 & '77 with 234 carries, 1,166 yards (5.0 average) and 14 TDs . . . has 4.6 speed . . . earned four football letters . . . ranks with Tulsa alums Howard Twilley and Steve Largent for receiving skills . . . good blocker . . . has not missed a game.

Personal: Rickey Ricardo Watts . . . prep all-America at Longview, TX, and three-year letterman in football, basketball and track . . . majoring in physical education.

BOB WRIGHT **T 6-5 255** **Cincinnati**
Joined Bears: 1979, D-11 **Born: 12/26/56, McKeesport, PA**

Collegiate: Bears tenth player selected in '79 draft . . . redshirted in '77 . . . earned three letters and started in '76 and '78 . . . good potential and skills.

Personal: Given name Robert M. Wright . . . president of Cincinnati senior class . . . resides in Coulter, PA during off-season . . . majoring in psychology.

Road Headquarters

New Orleans: Marriott, Canal at Chartres, New Orleans (70140) 504/581-1000. **St. Louis:** Marriott's Pavilion, 1 Broadway, St. Louis (63102) 314/421-1776. **Dallas:** Marriott, 2101 Stemmons Frwy, Dallas (75207) 214/748-8551. **Miami:** Marriott, 1201 NW 42nd Ave., Miami (33126) 305/649-5000. **Buffalo:** Sheraton Inn East, Walden at I-90, Buffalo (14225) 716/681-2400. **Minnesota:** Marriott, 1919 E. 78th at Cedar, Bloomington (55420) 612/854-7441. **San Francisco:** Royal Coach, 1770 S. Bayshore Blvd., San Mateo (94402) 415/573-7661. **Detroit:** Northfield Hilton, 5500 Crooks Rd. at I-75 (48084) 313/879-2100. **Tampa:** Bay Harbor Inn, 770 Courtney Campbell Cswy, Tampa (33607) 813/885-2541. **Green Bay:** Howard Johnson's, Route 5, DePere (54115) 414/336-0611.

Rookie Free Agent Capsules

The following is a compilation of biographical highlights on rookies at their first NFL camp this summer. Vitals on them can be found in the newcomer roster on page 65:

WR MAURICE HORTON, Chicago. No college football experience . . . cousin of baseball's Willie Horton . . . spent two seasons (1971-72) in the Detroit minor league baseball system . . . had season with Joliet Fire in Northern States League. **QB PETE KRAKER** (pron: crocker), Northern Illinois . . . two-year Husky starter . . . career stats: 284 of 621 for 3,292, 18 TDs . . . set NCAA record as soph vs Central Michigan with 75 plays. **C JIM MOORE**, Wisconsin . . . three-year Badger starter . . . Big Ten academic all-America pick. **G MARK MOSELLE**, (pron: mo-zel-E), Wisconsin-Superior . . . four-year starter . . . all-conference . . . tri-captain . . . most valuable lineman last two seasons . . . baseball regular for four seasons as catcher/1b . . . son of former Brown/Packer/Eagle Dom Moselle. **TE PHIL OLSON** two-year Dartmouth starter . . . threw discus on track team. **WR DAVE PETZKE** (pron: pets-key), Northern Illinois . . . led NCAA receivers with 91 catches for 1,217 yards, 13.4 average, 11 TDs last season . . . transferred to NIU (from Waldorf, IA, JC) in '77 and caught 57 for 743 and 5 TDs for fifth in the nation . . . played in CanAM Bowl . . . holds 4 MidAmerica Conference receiving records. **WR PAT WACKER**, North Dakota . . . 3-time all-conference pick . . . career stats show 104 catches for 2,445 yards, 12 TDs . . . four-year regular . . . also returned punts (10.5) and kickoffs (21.1). **C CARL LARSON**, co-captain St. Cloud (Minn.) State . . . can also play tackle . . . makes long snap . . . NAIA second team all-America.

Recent Bear Trades

1978

Date	Bears Obtained	From	For
9/5	WR Golden Richards	Cowboys	1979 5th round draft choice & 1980 3rd round draft choice.
8/29	RB Alvin Maxson	Steelers	Considerations
8/22	TE Mike Cobb	Bengals	1979 4th round draft choice.
5/2	1978 5th round draft pick & 1978 6th round draft pick.	Chiefs	1978 4th round draft choice.
4/20	DE Tommy Hart	49ers	1978 2nd round draft choice.
4/12	TE Bob Moore & 1979 1st round draft pick (DT Dan Hampton).	Buccaneers	DT Wally Chambers

1977

8/31	DE Billy Newsome	Bills	C Connie Zelencik
5/3	QB Mike Phipps	Browns	1977 4th round draft choice & 1978 1st round draft choice.
5/2	RB Tommy Reamon	Chiefs	1977 6th round draft choice.
4/13	Two 1977 6th round draft picks.	Buccaneers	QB Gary Huff.

1976

9/13	RB Larry Schreiber	49ers	1978 5th round draft choice.
5/12	DE Royce Berry	Bengals	1978 5th round draft choice.
4/8	1976 1st round draft pick (T Dennis Lick).	Detroit	1976 1st & 3rd round draft choices.

1975

(The Bears made 16 trades during the 1975 season. The following are the ones involving players still in the NFL.)

9/9	DT Ron Rydalch, RB Mike Adamle, & 1976 4th round draft pick.	Jets	RB Carl Garrett.
1/28	1975 6th round draft pick (LB Tom Hicks.)	Chargers	RB Jim Harrison.
1/28	TE Greg Latta	Colts	1975 3rd & 7th round draft choices.
1/28	G Noah Jackson	Colts	1975 7th round draft choice & 1976 5th round draft choice.

DRAFT INFORMATION

Recent Bear Drafts

1979

1a. DT Dan Hampton (Arkansas), 1b. DE Al Harris (Arizona St.). 2. WR Ricky Watts (Tulsa). 3. RB Willie McClendon (Georgia). 4. to Cincinnati. 5. to Dallas. 6. MLB John Sullivan (Illinois). 7. MLB Lee Kunz (Nebraska). 8. CB-KR Rick Moss (Purdue). 9. RB Jerome Heavens (Notre Dame). 10. S-P Joe Restic (Notre Dame). 11. T Bob Wright (Cincinnati). 12. S-KR Dave Becker (Iowa).

1978

1. to Cleve. 2. to SF. 3. DT Brad Shearer (Texas). 4. to KC. 5. to Cincy. 6a. RB John Skibinski (Purdue). 6b. DE-LB Mekeli Ieremia (Brigham Young). 7. WR Herman Jones (Ohio St.). 8. TE George Freitas (Cal). 9. LB Mike Martin (Kentucky). 10. LB Ben Zambiasi (Georgia). 11. DE-LB Walt Underwood (Southern Cal). 12. LB Lew Sibley (LSU).

1977

1. G Ted Albrecht (California). 2. CB Mike Spivey (Colorado). 3. RB Robin Earl (Washington). 4. to Cleveland. 5. to Oakland. 6. QB Vince Evans (USC). 7. WR Gerald Butler (Nicholls St.). 8. to NY Jets. 9. DT Nick Buonamici (Ohio State). 10. DT Dennis Breckner (Miami of Fl.). 11. C-G Connie Zelencik (Purdue). 12. DB Terry Irvin (Jackson St.).

1976

1. T Dennis Lick (Wisconsin). 2. to Pitt. 3. RB Brian Baschnagel (Ohio State). 4a. DB John Sciarra (UCLA). 4b. CB Wayne Rhodes (Alabama). 5. to Balt. 6. T Dan Jiggetts (Harvard). 7. LB Jerry Muckensturm (Arkansas St.). 8. to San Diego. 9. to Phila. 10. to Wash. 11. WR Norm Andersen (UCLA). 12. RB John O'Leary (Nebraska). 13. RB Dale Kasowski (North Dakota). 14. RB Ron Cuie (Oregon St.). 15. DT Jerry Meyers (Northern Illinois). 16. TE Ron Parker (TCU). 17. LB Mike Malham (Arkansas St.).

1975

1. RB Walter Payton (Jackson St). 2. DE Mike Hartenstine (Penn St). 3. to San Diego. 4. KR-CB Virgil Livers (Western Kentucky). 5. G Revie Sorey (Illinois). 6a. QB Bob Avellini (Maryland). 6b. LB Tom Hicks, 7a. to Balt, 7b. S Earl Douthitt (Iowa). 8. LB Joe Harris (Georgia Tech). 9. DT Roger Stillwell (Stanford). 10. G Mike Julius (St Thomas). 11. K Mike Dean (Texas). 12. S Doug Plank (Ohio State) 13. RB Charles McDaniel (Louisiana Tech). 14. RB Walter Hartfield (SW Texas St). 15. WR Steve Marcantonio (Miami). 16. WR Witt Beckman (Miami). 17. RB Roland Harper (Louisiana Tech).

All-Time First Round Picks

Year	Pick	Player
1936	6th	T Joe Stydahar, West Virginia
1937	8th	E Les McDonald, Nebraska
1938	10th	HB Joe Gray, Oregon St.
1939	2nd	QB Sid Luckman, Columbia
1940	7th	C-LB Bulldog Turner, Hardin-Simmons
1941	1st	HB Tom Harmon, Michigan
1942	10th	QB Frankie Albert, Stanford
1943	9th	HB Bob Steuber, Missouri
1944	8th	HB Ray Evans, Kansas
1945	7th	HB Don Lund, Michigan
1946	4th	QB Johnny Lujack, Notre Dame
1947	1st	HB Bob Fenimore, Oklahoma A & M
1948	—	QB Bobby Layne, Texas
1949	10th	C Dick Harris, Texas
1950	2nd	HB Chuck Hunsinger, Florida
1951	2nd	QB Bob Williams, Notre Dame
1952	8th	FL-HB Jim Dooley, Miami
1953	6th	HB Billy Anderson, Compton JC
1954	6th	HB Stan Wallace, Illinois
1955	11th	HB Ron Drzewiecki, Marquette
1956	10th	E "Tex" Schriever, Texas
1957	13th	DT Earl Leggett, LSU
1958	7th	LB-G Chuck Howley, West Virginia
1959	7th	HB Don Clark, Ohio St.
1960	7th	G Roger Davis, Syracuse
1961	—	TE Mike Ditka, Pittsburgh
1962	7th	RB Ron Bull, Baylor
1963a	—	to Los Angeles
1963b	11th	C Dave Behrman, Michigan St.
1964	14th	DT Dick Evey, Tennessee
1965a	3rd	MLB Dick Butkus, Illinois
1965b	4th	RB Gale Sayers, Kansas
1965c	6th	T Steve DeLong, Tennessee
1966	12th	DT George Rice, LSU
1967	10th	DE Loyd Phillips, Arkansas
1968	17th	RB Mike Hull, Southern Cal
1969	14th	T Rufus Mayes, Ohio St.
1970	2nd	to Green Bay
1971	11th	RB Joe Moore, Missouri
1972a	3rd	T Lionel Antoine, Southern Ill.
1972b	12th	S Craig Clemons, Iowa
1973	8th	DT Wally Chambers, Eastern Ky.
1974a	4th	LB Waymond Bryant, Tennessee St.
1974b	20th	DE Dave Gallagher, Michigan
1975	4th	RB Walter Payton, Jackson St.
1976	8th	T Dennis Lick, Wisconsin
1977	15th	T Ted Albrecht, California
1978	20th	to Cleveland
1979a	4th	DT Dan Hampton, Arkansas
1979b	9th	DE Al Harris, Arizona St.



CHICAGO'S SOLDIER FIELD

Criticized for what it isn't, Soldier Field enters its 56th season of use by Chicagoans and 9th as home to the Bears with a new look this fall.

A \$3.5 million "minimal renovation" over the winter and spring gave the lakefront arena a new AstroTurf playing surface and new north endzone seating that raised capacity football capabilities to 58,064.

The renovation, a result of time buying to study alternatives to Chicago's stadium problem, assures the Bears a Chicago home through the 1980 NFL season. A Stadium Study Committee appointed by former Mayor Michael Bilandic and chaired by former Governor Richard Ogilvie continues to investigate financing plans for a potential new Chicago sports facility against continued renovation of Soldier Field.

Opened for use in 1924 and dedicated with a track meet in September of that year, "Municipal Grant Park Stadium", as it was first called, sat a capacity of 45,000 people that first year of operation. The first football game played on its field was Nov. 22, 1924, as a capacity crowd watched Notre Dame edge Northwestern 13-6.

One of the country's oldest stadiums still in use (and the oldest used by any of the 28 NFL teams), Soldier Field has had an important spot in America's sport history. It hosted the first boxing event to draw a gate of over \$2.5 million (1927 Dempsey-Tunney), the first ski meet held in a stadium (with a 13-story man-made jump), and the all-time largest football crowd (123,000). The greatest crowd in the history of Soldier Field was 260,000 on Sept. 8, 1954, for the religious Marion Year Tribute.

Two weeks before that first football game 55 years ago, Chicagoans voted a bond issue to expand the Stadium to over 100,000 capacity.

While that construction was underway in 1925, Northwestern chalked up one of its all-time great victories tripping previously unbeaten Michigan 3-2. The three points were the only ones scored against Fielding Yost's Wolverines that season.

The new 100,000-seat "Soldier Field" was dedicated Nov. 27, 1926, with Army battling Navy to a 21-all deadlock. The all-time collegiate attendance record of 123,000 plus was established Nov. 26, 1927, in Soldier Field as Notre Dame edged Southern Cal 7-6.

The only Big Ten playoff game ever contested was also played on the Chicago Lakefront when Purdue whitewashed Northwestern 7-0 in a benefit for the depression relief fund in 1931.

In the first professional game at the then mammoth stadium, the Bears snipped the Chicago Cardinals 10-0 in 1926.

The 41 College All-Star games were all played in Soldier Field with the Bears and Stars fighting to a 0-0 finish in the Aug. 31, 1934 inaugural before 79,342 fans.

Another landmark football clash played in Soldier Field was the interleague City prep championship game of 1937 (Austin 26, Leo 0) played before a high school record 120,000 fans. That series, which started in 1934, is still played.

When the Bears began using the facility as a regular season home Sept. 19, 1971, several changes were made in the Stadium's seating area and concept. The actual playing field was moved into the far south end of the stadium's floor and temporary bleachers were constructed in the north endzone. The remodeling, which included backing the bench type seats, cut Soldier Field's capacity in half (57,359) but brought ticket holders closer to the action.

Before support shoring was installed, exhibit halls were located under the 50 tiers of seats.

Plans for the stadium were begun in 1919 as a memorial to the soldiers of WWI. Soldier Field stands on 10,000 pile foundations driven to an average depth of 62½ feet through fill that replaced the lake waters.

Soldier Field is operated by the Chicago Park District.

1978 AT A GLANCE

GAME ONE

BEARS 17 ST. LOUIS 10

At Chicago, Sept. 3; Tix Dis. 57,359; Att. 52,791
 CHICAGO 3 0 0 14 —17
 ST. LOUIS 0 3 0 7 —10
 BEARS — Bob Thomas, 39 FG; 9:21 elapsed, 4 plays/9 yards. CARDINALS — Jim Bakken, 33 FG; 3:22, 16/65. BEARS — Walter Payton, 5 run (Thomas kick); 2:51, 10/48. CARDINALS — Eason Ramson, 1 pass from Jim Hart (Bakken kick); 7:04, 8/81. BEARS — Roland Harper, 1 run (Thomas kick); 13:04, 11/67.

Controlling the ball for all but 30 seconds of the game's final 8 minutes, the Bears scored their first 2 TDs in 1978 in the 4th quarter to defeat St. Louis 17-10.

The winning drive covered 67 yards in 11 rushing plays with Roland Harper covering the final yard with 1:56 remaining. Terry Schmidt, making his first start at LCB in place of Allan Ellis, iced the win with a Jim Hart interception with 94 seconds left.

It was the Bears' seventh consecutive regular season victory and Walter Payton's 20th trip over the 100-yard mark tying a Bear record. DE Tommy Hart celebrated his Bear debut with a pair of sacks.

TEAM STATISTICS

	CARDINALS	BEARS
First Downs	16	19
Net Yards Gained	236	243
Net Yards Rushing	99	194
Net Yards Passing	137	49
Return Yardage	54	114
Passes	33-17	19-8
Passes Intercepted By	0	2
Punts — Average	6-36.2	8-35.8
Fumbles — Lost	1-0	1-0
Penalties — Yards	5-27	4-57
Possession Time	27:31	32:29

RUSHING

BEARS — Harper 18-93; Payton 26-101; Bob Avellini 1-0.
 CARDINALS — Steve Jones 9-42; Wayne Morris 13-33; Jim Otis 4-18; Jerry Latin 2-6.

PASSING

BEARS — Avellini 8 of 19 for 72, 0 TD, 0 int.
 CARDINALS — Hart 17 of 33 for 152, 1 TD, 2 int.

RECEIVING

BEARS — Harper 1-4; Payton 3-22; Greg Latta 2-15; James Scott 1-15; Bo Rather 1-16.
 CARDINALS — Jones 3-16; Pat Tilley 4-24; Morris 2-13; Mel Gray 5-83; Latin 1-3; Jim Childs 1-12; Ramson 1-1.

INTERCEPTIONS

BEARS — Virgil Livers 1-9; Terry Schmidt 1-0.
 CARDINALS — None.

SACKS

BEARS — Tommy Hart 2.
 CARDINALS — Mark Arneson 1; John Zook 1; Mike Dawson 1.

GAME TWO

BEARS 16 49ERS 13

At San Fran., Sept. 10; Tix Dis. 53,509; Att. 49,502
 CHICAGO 3 3 3 7 —16
 SAN FRANCISCO .. 7 3 0 3 —13
 BEARS — Bob Thomas, 32 FG; 4:44 elapsed; 9 plays/34 yards. 49ERS — O.J. Simpson, 8 pass from Steve DeBerg (Ray Wersching kick); 11:31, 12/75. BEARS — Thomas, 44 FG; 2:01, 7/54. 49ERS — Wersching, 44 FG; 14:36, 8/18. BEARS — Thomas, 38 FG; 6:21, 9/3. 49ERS — Wersching, 27 FG; 0:59, 16/65. BEARS — Roland Harper, 1 run (Thomas kick); 11:37, 9/35.

Two 4th quarter Doug Buffone interceptions led a Bear rally to a 16-13 victory over the 49ers.

Following Buffone's second theft, the Bears used 9 plays to drive 35 yards for the game-winner on a 4th down 1-yard drive by Roland Harper with 3:23 left. CB Terry Schmidt again notched a game-saving interception—this one with 35 seconds left off Steve DeBerg.

A 20-MPH wind played tricks with the passes of both QBs in a game that saw just 19 completions in 54 attempts.

TEAM STATISTICS

	49ERS	BEARS
First Downs	19	11
Net Yards Gained	307	212
Net Yards Rushing	195	111
Net Yards Passing	112	101
Return Yardage	148	171
Passes	32-12	22-7
Passes Intercepted By	1	3

Punts — Average	6-36.0	7-42.4
Fumbles — Lost	2-1	1-0
Penalties — Yards	10-92	8-101
Possession Time	34:10	25:50

RUSHING

BEARS — Walter Payton 21-62; Harper 12-49; Bob Avellini 4-0.

49ERS — Simpson 27-108; Greg Boykin 13-80; Freddie Solomon 1-7.

PASSING

BEARS — Avellini 7 of 22 for 115, 0 TD, 1 int.
49ERS — DeBerg 12 of 32 for 112, 1 TD, 3 int.

RECEIVING

BEARS — James Scott 3-87; Harper 3-25; Payton 1-3.

49ERS — Simpson 5-56; Terry LeCount 3-18; Boykin 2-12; Solomon 1-17; Ken MacAfee 1-9.

INTERCEPTIONS

BEARS — Doug Buffone 2-22; Terry Schmidt 1-23; Virgil Livers 0-17 (lat.)

49ERS — Vern Roberson 1-31.

SACKS

BEARS — None.

49ERS — Jimmy Webb 1; Cedrick Hardman 1; Ed Bradley 1.

GAME THREE

BEARS 19 DETROIT 0

At Det., Sept. 17; Tix Dis. 68,505; Att. 65,982
CHICAGO 0 7 12 0 —19
DETROIT 0 0 0 0 —0

BEARS — Walter Payton, 1 run (Bob Thomas kick); 2:06 elapsed, 6 plays 18 yards. BEARS — Thomas, 28 FG; 10:41, 8:69. BEARS — Tommy Hart, safety, 13:24. BEARS — James Scott, 40 pass from Bob Avellini (Thomas kick); 15:00, 4:62.

The Bears won their 9th consecutive regular season start with a 19-0 whitewashing of the Lions.

Six sacks, two fumble recoveries and Bob Avellini's 9 of 12 passing highlighted the win.

Making his first Bear start, WR Golden Richards snatched a 52-yard Avellini pass to set up a Bob Thomas field goal. The Bears first scoring drive covered just 18 yards after John Skibinski recovered a bobbled punt return.

TEAM STATISTICS

	LIONS	BEARS
First Downs	15	15
Net Yards Gained	237	326
Net Yards Rushing	143	185

Net Yards Passing	94	141
Return Yardage	103	36
Passes	27-13	12-9
Passes Intercepted By	1	0
Punts — Average	8-42.3	7-40
Fumbles — Lost	3-2	1-1
Penalties — Yards	7-47	5-35
Possession Time	26:28	33:32

RUSHING

BEARS — Roland Harper 19-98; Payton 22-77; Robin Earl 1-9; Avellini 3-1.

LIONS — Dexter Bussey 11-85; Horace King 14-49; Greg Landry 1-19; Freddie Scott 1-10.

PASSING

BEARS — Avellini 9 of 12 for 151, 1 TD, 1 int.

LIONS — Landry 8 of 14 for 88, 0 TD, 0 int.; Gary Danielson 5 of 13 for 56, 0 TD, 0 int.

RECEIVING

BEARS — Scott 4-91; Golden Richards 2-58; Roland Harper 2-1; Payton 1-3.

LIONS — Scott 4-48; Bussey 4-40; Luther Blue 3-33; Thompson 1-12; King 1-11.

INTERCEPTIONS

BEARS — None.

LIONS — James Hunter 1 for 0.

SACKS

BEARS — Mike Hartenstine 1; Ron Rydatch 2; Doug Buffone 1; Tommy Hart 2.

LIONS — Al Baker 1.

GAME FOUR

BEARS 20 VIKINGS 24

At Chi., Sept. 25; Tix Dis. 57,359; Att. 53,561
CHICAGO 7 3 3 7 —20
MINNESOTA 14 0 7 3 —24

VIKINGS — Sammy White, 33 pass from Fran Tarkenton (Rick Danmeier kick); 2:49 elapsed, 6 plays 67 yards. VIKINGS — Matt Blair, 49 fumble return (Danmeier kick); 7:41. BEARS — Walter Payton, 3 run (Bob Thomas kick); 13:34, 3:13. BEARS — Thomas, 27 FG; 7:15, 15:67. BEARS — Thomas, 32 FG; 5:53, 10:57. VIKINGS — Chuck Foreman, 1 run (Danmeier kick); 11:01, 10:69. VIKINGS — Danmeier, 29 FG; 2:56, 10:35. BEARS — Payton, 1 run (Thomas kick); 14:47, 17:68.

Down 14-0 in the game's first 8 minutes, the Bears dropped a 24-20 showdown with the Vikings on Monday Night TV.

The last Bear TD drive covered 68 yards but took 17 plays and 3:17 with Walter Payton over right end for the final yard with 13 seconds to play.

The Bears kept alive two Viking TD drives with key penalties, gave Minnesota a third TD on a bobbled

pitchout, and set up a Viking field goal on a dropped punt attempt.

TEAM STATISTICS

	VIKINGS	BEARS
First Downs	17	23
Net Yards Gained	295	278
Net Yards Rushing	153	90
Net Yards Passing	142	188
Return Yardage	103	120
Passes	20-14	37-22
Passes Intercepted By	2	1
Punts — Average	2-39.5	3-40.3
Fumbles — Lost	1-1	1-1
Penalties — Yards	13-86	5-64
Possession Time	29:02	30:58

RUSHING

BEARS — Roland Harper 10-31; Payton 24-58; Bob Avellini 2-1.

VIKINGS — Ricky Young 17-81; Foreman 17-73; Brent McClanahan 1-1; Robert Miller 2-0; Tarkenton 2--2.

PASSING

BEARS — Avellini 22 of 36 for 207, 0 TD, 2 int.; Bob Parsons 0 of 1 for 0, 0 TD, 0 int.

VIKINGS — Tarkenton 14 of 20 for 152, 1 TD, 1 int.

RECEIVING

BEARS — Golden Richards 6-76; Harper 6-33; Payton 4-37; James Scott 2-26; Greg Latta 4-35.

VIKINGS — Ahmad Rashad 2-25; White 6-82; Young 3-17; McClanahan 1-7; Bob Tucker 2-21.

INTERCEPTIONS

BEARS — Doug Plank 1-0.

VIKINGS — Bobby Bryant 1-19; Tom Hannon 1-0.

SACKS

BEARS — Tommy Hart 1.

VIKINGS — Doug Sutherland 1; Mark Mullaney 1.

GAME FIVE

BEARS 19 RAIDERS 25

At Chicago, Oct. 1, Tix Dis. 57,359; Att. 52,848
 CHICAGO ... 0 9 0 10 0 —19
 OAKLAND ... 3 3 3 10 6 —25
 RAIDERS — Errol Mann, 42 FG; 7:43 elapsed, 13 plays/45 yards. BEARS — Bob Thomas, 25 FG; 5:06, 13:62. RAIDERS — Mann, 35 FG; 10:19, 13:58. BEARS — Mike Spivey, 71 blocked FG return (kick wide); 14:51. RAIDERS — Mann, 34 FG; 14:55, 9:48. BEARS — Roland Harper, 1 run

(Thomas kick); 4:59, 10:80. RAIDERS — Terry Robiskie, 5 run (Mann kick); 10:24, 12:64. BEARS — Thomas, 24 FG; 12:24, 4:9. RAIDERS — Mann, 29 FG; 14:55, 10:55. RAIDERS — Arthur Whittington, 2 run; 5:19, 3:3.

Two Raider interceptions, both after Bear holding penalties, were keys to a 25-19 Oakland win.

Errol Mann tied the game on a 39-yard FG with 5 seconds to play after a 55-yard drive that took 2:17 and 10 plays. Neal Colzie's 24-yard interception return to the Bear 3 set up Arthur Whittington's 2-yard run 5:19 into the extra period.

In addition to the holding penalty before Colzie's interception, the Bears also were called for clipping on a key 3rd down play at midfield on their first possession of OT.

TEAM STATISTICS

	RAIDERS	BEARS
First Downs	26	17
Net Yards Gained	411	278
Net Yards Rushing	156	156
Net Yards Passing	255	122
Return Yardage	160	185
Passes	43-25	18-12
Passes Intercepted By	2	0
Punts — Average	4-44.0	5-43.0
Fumbles — Lost	1-0	0-0
Penalties — Yards	8-49	9-87
Possession Time	36:59	30:20

RUSHING

BEARS — Harper 8-31; Walter Payton 27-123; Bob Avellini 2-2.

RAIDERS — Robiskie 13-54; Mark van Eeghen 14-74; Whittington 8-24; Pete Banaszak 4-4.

PASSING

BEARS — Avellini 12 of 18 for 136, 0 TD, 2 int.

RAIDERS — Ken Stabler 25 of 43 for 278, 0 TD, 0 int.

RECEIVING

BEARS — Harper 5-45; Greg Latta 2-33; Golden Richards 1-14; James Scott 3-40; Payton 1-4.

RAIDERS — Morris Bradshaw 8-83; Dave Casper 2-40; Whittington 1-8; Cliff Branch 8-89; Fred Biletnikoff 2-25; van Eeghen 1-4; Raymond Chester 2-25; Robiskie 1-4.

INTERCEPTIONS

BEARS — None.

RAIDERS — Monty Johnson 1-6; Neal Colzie 1-24.

SACKS

BEARS — Gary Campbell 1; Mike Hartenstine 1.

RAIDERS — Otis Sistrunk 1; Ted Hendricks 1.

GAME SIX

BEARS 14 PACKERS 24

At Green Bay, Oct. 8; Tix Dis. 56,267; Att. 55,352
 CHICAGO 0 0 0 14 -14
 GREEN BAY 0 3 7 14 -24
 PACKERS — Chester Marcol, 41 FG; 2.23 elapsed, 6 plays/8 yards. PACKERS — Terrell Middleton, 2 run (Marcol kick); 3:26, 6/14. PACKERS — Steve Luke, 63 interception (Marcol kick); 10:45. BEARS — James Scott, 15 pass from Bob Avellini (Bob Thomas kick); 2:52, 10/71. PACKERS — James Lofton, 58 pass from David Whitehurst (Marcol kick); 3:51, 2/59. BEARS — Scott, 17 pass from Avellini (Thomas kick); 12:09, 13/80.

Green Bay turned 5 Bear turnovers into 17 points and whipped Chicago 28-14. The Bears held the Pack to 8 first downs and 166 offensive yards in the loss.

The second Bear possession forecast the rest of the afternoon: Having marched from its own 11, Chicago lost a fumble at the Packer 2 where the Bears would have had 1st and goal in the 0-0 game.

Green Bay's first two scoring drives covered 8 and 14 yards. The game left the Pack 5-1 on the season with a 2-game division lead. Mike Spivey made his first start at RCB replacing the injured Virgil Livers, who would miss 3 games.

TEAM STATISTICS

	PACKERS	BEARS
First Downs	8	21
Net Yards Gained	166	357
Net Yards Rushing	98	147
Net Yards Passing	68	210
Return Yardage	10-173	6-109
Passes	12-6	37-25
Passes Intercepted By	3	0
Punts — Average	9-37.3	6-40.8
Fumbles — Lost	4-2	3-2
Penalties — Yards	8-50	8-70
Possession Time	24:38	35:22

RUSHING

BEARS — Roland Harper 16-68; Walter Payton 19-82; Jon Morris 1-0; Avellini 2-3.
 PACKERS — Middleton 16-64; Barty Smith 15-36; Whitehurst 2-1; Aundra Thompson 1-8; Eric Torkelson 2-7.

PASSING

BEARS — Avellini 23 of 37 for 224, 2 TD, 3 int.
 PACKERS — Whitehurst 6 of 12 for 88, 1 TD, 0 int.

RECEIVING

BEARS — Golden Richards 5-66; Payton 5-39; Scott 9-113; Harper 3-4; Greg Latta 1-2.
 PACKERS — Lofton 2-65; Middleton 2-18; Smith 1-1; Thompson 1-6.

INTERCEPTIONS

BEARS — None.
 PACKERS — Mike McCoy 1-23; Carl Barzilauskas 1-5; Luke 1-63.

SACKS

BEARS — Doug Buffone 1; Mike Hartenstine 1.
 PACKERS — Bob Barber 1; Dave Roller 1.

GAME SEVEN

BEARS 7 BRONCOS 16

At Denver, Oct. 16; Tix Dis. 75,092; Att. 75,008
 CHICAGO 0 0 7 0 -7
 DENVER 3 0 0 13 -16
 BRONCOS — Jim Turner, 45 FG; 3:13 elapsed, 8 plays/52 yards. BEARS — Roland Harper, 33 pass from Bob Avellini (Thomas kick); 10:05, 8/64. BRONCOS — Keyworth, 4 run (Turner kick); 2:10, 11/73. BRONCOS — Otis Armstrong, 9 pass from Craig Morton (Turner kick); 6:49, 6/59.

Penalized 16 times for 147 yards, the Bears lost their 4th straight game 16-7.

Two interference penalties and a 1st down run on a fake field goal were keys to Denver's game-clinching 4th quarter TD drive.

Typical of the Bear frustration for the night, their last drive gained 86 yards but wound up 4th and 40 on their own 35. Chicago gained 346 yards including a season high 157 rushing yards by Walter Payton. DT Alan Page made his first Bear start after one practice with the team and notched a sack.

TEAM STATISTICS

	BRONCOS	BEARS
First Downs	18	15
Net Yards Gained	308	347
Net Yards Rushing	135	210
Net Yards Passing	173	137
Return Yardage	14	92
Passes	24-15	26-15
Passes Intercepted By	2	1
Punts—Average	5-34.6	5-41.2
Fumbles—Lost	3-2	2-1
Penalties—Yards	8-85	16-147
Possession Time	26:16	33:44

RUSHING

BEARS — Harper 13-31; Walter Payton 22-157; Avellini 3-11; Art Best 2-11.

BRONCOS — Armstrong 5-18; Jon Keyworth 6-21; Rob Lytle 11-41; Lonnie Perrin 7-22; Craig Penrose 1-0; Morton 1-5; Canada 4-14; Steve Foley 1-14.

PASSING

BEARS — Avellini 15 of 25 for 170; Harper 0 of 1 for 0.

BRONCOS — Penrose 7 of 11 for 74; Morton 8 of 13 for 109.

RECEIVING

BEARS — Harper 4-54; Payton 6-37; James Scott 2-45; Golden Richards 1-14; Greg Latta 1-1; Steve Schubert 1-19.

BRONCOS — Rick Upchurch 4-60; Riley Odoms 4-52; Otis Armstrong 3-18; Jack Dolbin 2-30; Haven Moses 2-23.

INTERCEPTIONS

BEARS — Wentford Gaines 1-0.

BRONCOS — Foley 2-0.

SACKS

BEARS — Alan Page 1.

BRONCOS — Rubin Carter 1; Barney Chavous 2.

GAME EIGHT

BEARS 19 BUCCANEERS 33

At Tampa Bay, Oct. 22; Tix Dis. 71,951; Att. 68,146

CHICAGO 0 10 6 3 —19

TAMPA BAY 6 7 6 14 —33

BUCCANEERS — Ricky Bell, 1 run (kick failed); 6:23 elapsed, 6 plays; 19 yards. BEARS — James Scott, 34 pass from Bob Avellini (Bob Thomas kick); 2:32, 6/60. BUCCANEERS — Jim Obradovich, 28 pass from Doug Williams (Neil O'Donoghue kick); 13:06, 5/38. BEARS — Thomas, 21 FG; 14:57, 6/62. BEARS — Roland Harper, 2 run (kick failed); 4:43, 8/71. BUCCANEERS — Williams, 1 run (kick failed); 9:25, 11/72. BUCCANEERS — Morris Owens, 40 pass from Williams (O'Donoghue kick); 5:12, 5/60. BEARS — Thomas, 27 FG; 8:14, 8/59. BUCCANEERS — Johnny Davis, 3 run (O'Donoghue kick); 13:47, 1/3.

Surrendering 3 TDs on drives of 19, 38 and 3 yards, the Bears suffered their 5th consecutive loss 33-19.

The Bucs took the lead for good midway through the third quarter on a 1-yd run by QB Doug Williams capping a 11-play, 72-yard drive. The march included 3 runs and 2 passes good for 10 or more yards.

The second of three Buc interceptions cut off a potential Bear game tying rally with 1:18 left. The Bears played without MLB Tom Hicks (shoulder).

TEAM STATISTICS

	BUCCANEERS	BEARS
First Downs	21	15
Net Yards Gained	319	323
Net Yards Rushing	146	120
Net Yards Passing	173	203
Return Yardage	216	157
Passes	20-11	29-15
Passes Intercepted By	3	1
Punts—Average	5-36.2	5-43.6
Fumbles—Lost	2-0	3-0
Penalties—Yards	5-47	3-19
Possession Time	34:01	25:59

RUSHING

BEARS — Walter Payton 15-34; Harper 10-65; Bob Avellini 3-21; Bob Parsons 1-0.

BUCCANEERS — Bell 27-95; Davis 13-41; Louis Carter 3-2; Williams 5-8.

PASSING

BEARS — Avellini 15 of 29 for 218.

BUCCANEERS — Williams 11 of 19 for 180; Carter 0 of 1 for 0.

RECEIVING

BEARS — Scott 5-105; Payton 5-74; Steve Schubert 2-33; Harper 2-3; Golden Richards 1-3.

BUCCANEERS — Owens 4-82; Bell 3-45; Frank Grant 1-8; Larry Mucker 1-11; Obradovich 1-28; Carter 1-6.

INTERCEPTIONS

BEARS — Gary Fencik 1-11.

BUCCANEERS — Cedric Brown 1-29; David Lewis 2-17.

SACKS

BEARS — Tom Hicks 1; Alan Page 1.

BUCCANEERS — William Cesare 1; Dave Pear 2.

GAME NINE

BEARS 17 LIONS 21

At Chicago, Oct. 29; Tix Dis. 57,359; Att. 53,378

CHICAGO 3 7 7 0 —17

DETROIT 7 14 0 0 —21

LIONS — Horace King, 1 run (Benny Ricardo kick); 6:27 elapsed, 12 plays; 75 yards. BEARS — Bob Thomas, 23 FG; 11:16, 10/65. LIONS — Jessie Thompson, 8 pass from Gary Danielson; 2:02, 11/75. BEARS — Bob Avellini, 9 run (Thomas kick); 11:46, 8/59. LIONS — David Hill, 2 pass from Danielson (Ricardo kick); 14:26, 3/28. BEARS — Roland Harper, 2 run (Thomas kick); 8:15, 6/89.

Two 4th down plays by Chicago in the shadow of the Lion goal posts netted the Bears a minus six

yards and a 21-17 loss to Detroit.

Stalling first at Detroit's 14 and then at the 28, Chicago penalties also hurt both potential lead-changing drives.

A Lion interception at the Chicago 28 with 58 seconds remaining in the first half led to Detroit's last score of the afternoon. Chicago was minus WR James Scott (leg) and KR Lenny Walterscheid (knee).

TEAM STATISTICS

	LIONS	BEARS
First Downs	21	17
Net Yards Gained	315	358
Net Yards Rushing	134	167
Net Yards Passing	181	191
Return Yardage	89	125
Passes	33-20	27-15
Passes Intercepted By	1	1
Punts—Average	6-41.8	3-35.7
Fumbles—Lost	0-0	3-1
Penalties—Yards	5-67	6-46
Possession Time	32:41	27:19

RUSHING

BEARS — Harper 12-63; Walter Payton 18-89; Avellini 4-15. LIONS — Dexter Bussey 16-55; King 16-79; Thompson 1-10; Luther Blue 1--8; Lawrence Gaines 2-3; Danielson 2--5.

PASSING

BEARS — Avellini 15 of 27 for 213.
LIONS — Danielson 20 of 32 for 190; Tom Skladany 0 of 1 for 0.

RECEIVING

BEARS — Payton 7-119; Golden Richards 3-37; Greg Latta 1-21; Harper 2-30; Steve Schubert 1--1; Mike Cobb 1-7.
LIONS — Thompson 2-10; Blue 2-21; Bussey 1-15; Hill 6-60; Fred Scott 5-72; King 4-12.

INTERCEPTIONS

BEARS — Gary Fencik 1 for 0.
LIONS — Walt Williams 1 for 2.

SACKS

BEARS — Gary Campbell 1.
LIONS — John Woodcock 2.

GAME TEN

BEARS 29 SEAHAWKS 31

At Chicago, Nov. 5; Tix Dis. 57,359; Att. 50,697
CHICAGO 0 6 10 13 —29
SEATTLE 7 7 14 3 —31
SEAHAWKS — Sherman Smith, 1 run (Efran Herrera kick); 12:01 elapsed, 15 plays/70 yards.

BEARS — Bob Thomas, 33 FG; 13:38, 6/34. SEAHAWKS — Steve Largent, 26 pass from Jim Zorn (Herrera kick); 14:29, 4/73. BEARS — Thomas, 36 FG; 14:59, 5/17. BEARS — Thomas, 39 FG; 3:56, 6/28. SEAHAWKS — Largent, 31 pass from Zorn (Herrera kick); 6:46, 7/72. BEARS — Roland Harper, 20 pass from Mike Phipps (Thomas kick); 13:22, 6/38. SEAHAWKS — Smith, 6 run (Herrera kick); 13:57, 3/73. BEARS — Walter Payton, 7 run (kick failed); 7:27, 10/64. SEAHAWKS — Herrera, 34 FG; 9:54, 7/33. BEARS — Harper, 2 run (Thomas kick); 14:25, 8/63.

Costly Bear penalties and Pro Bowl WR Steve Largent's 6 catches for 126 yards and 2 TDs were keys to a 31-29 Seattle victory.

Down 14-3 at the half, Mike Phipps relieved Bob Avellini at QB for the Bears and directed a 23-point Chicago charge.

After cutting the deficit to 2 points with 40 seconds to play, the Bears were penalized 15 yards for an illegal spike after the TD. They recovered the onside kick on their own 31. The Seahawks killed that drive with an interception with 12 seconds left. Special team stars Steve Schubert and Lenny Walterscheid both missed the game.

TEAM STATISTICS

	SEAHAWKS	BEARS
First Downs	23	26
Net Yards Gained	389	401
Net Yards Rushing	224	174
Net Yards Passing	165	227
Return Yardage	148	98
Passes	24-15	40-25
Passes Intercepted By	3	0
Punts—Average	5-32.2	5-34.6
Fumbles—Lost	2-1	0-0
Penalties—Yards	5-35	5-45
Possession Time	31:05	28:55

RUSHING

BEARS — Harper 13-57; Payton 18-109; Robin Earl 2-8.
SEAHAWKS — Smith 23-152; Tony Benjamin 1-7; Al Hunter 11-40; Jim Zorn 3-25.

PASSING

BEARS — Bob Avellini 6 of 15 for 68; Phipps 15 of 25 for 177.
SEAHAWKS — Zorn 13 of 24 for 208.

RECEIVING

BEARS — Payton 5-36; Greg Latta 3-32; James Scott 5-88; Golden Richards 1-17; Earl 1-1; Harper 6-71.
SEAHAWKS — Sam McCullum 4-46; Benjamin 1-9; Largent 6-126; Smith 2-27.

INTERCEPTIONS

BEARS — None.
 SEAHAWKS — Dave Brown 1-0; Cornell Webster 2-9.

SACKS

BEARS — Bruce Herron 1; Jim Osborn 1; Alan Page 3.
 SEAHAWKS — Bill Sandifer 1; Bill Gregory 1.

GAME ELEVEN

BEARS 14 VIKINGS 17

At Minnesota, Nov. 12; Tix Dis. 48,446; Att. 43,286
 CHICAGO 7 0 7 0 -14
 MINNESOTA 7 10 0 0 -17
 BEARS — Walter Payton, 2 run (Bob Thomas kick); 2:43 elapsed, 2 plays/2 yards; VIKINGS — Chuck Foreman, 1 run (Rick Danmeier kick); 11:10, 11 63. VIKINGS — Foreman, 1 run (Danmeier kick); 2:21, 11/77. VIKINGS — Danmeier, 25 FG; 11:26, 12/43. BEARS — Payton, 19 run (Thomas kick); 13:28, 11/83.

Viking Fred McNeill blocked a 39-yard Bear field goal attempt midway through the 4th quarter preserving a 17-14 Minnesota victory and spoiling Mike Phipps' Chicago starting QB debut.

Art Best blocked a Greg Coleman punt to set up the first Bear score.

Keeping the ball on the ground for 28 of 33 2nd half plays, the Bears closed to within 3 points on a 83-yard 3rd quarter drive with Walter Payton sweeping RE for 19 yards on one 3rd down play and turning LE for another 19 and the TD. Chicago was minus MLB Tom Hicks (knee, out for year), LLB Doug Buffone (ankle) and lost FS Doug Plank (ankle) on the first quarter.

TEAM STATISTICS

	VIKINGS	BEARS
First Downs	18	15
Net Yards Gained	313	233
Net Yards Rushing	90	186
Net Yards Passing	223	47
Return Yards	62	112
Passes	37-24	18-8
Passes Intercepted By	3	1
Punts—Average	6-29.7	4-38.5
Fumbles—Lost	4-2	2-1
Penalties—Yards	5-35	4-40
Possession Time	31:36	28:24

RUSHING

BEARS — Payton 23-127; Roland Harper 17-41; Brian Baschnagel 1-0; Mike Phipps 1-10.

VIKINGS — Foreman 18-54; Rickey Young 7-17; Robert Miller 4-25; Fran Tarkenton 4-6.

PASSING

BEARS — Phipps, 8 of 18 for 66.
 VIKINGS — Tarkenton, 24 of 31 for 245.

RECEIVING

BEARS — Roland Harper 3-13; Golden Richards 2-24; Payton 2-11; James Scott 1-18.
 VIKINGS — Ahmad Rashad 3-32; Sammy White 4-46; Young 9-84; Foreman 5-34; Bob Tucker 2-41; Miller 1-8.

INTERCEPTIONS

BEARS — Don Rives 1-8.
 VIKINGS — Fred McNeill 1-1; Nate Wright 1-0; Matt Blair 1-0.

SACKS

BEARS — Jim Osborne 1; Tommy Hart 1.
 VIKINGS — Jim White 2; Mark Mullaney 1.

GAME TWELVE

BEARS 13 FALCONS 7

At Chicago, Nov. 19; Tix Dis. 57,359; Att. 46,022
 CHICAGO 0 3 10 0 -13
 ATLANTA 0 7 0 0 -7
 FALCONS — Jim Mitchell, 7 pass from Steve Bartkowski (Tim Manzetti kick); 13:41 elapsed, 7 plays; 30 yards. BEARS — Bob Thomas, 32 FG; 14:32, 8/50. BEARS — Walter Payton, 2 run (Thomas kick); 2:13, 2/11. BEARS — Thomas, 37 FG; 7:38, 8/20.

The opportunistic Bears snapped the NFL's longest winning streak at five games in edging playoff bound Atlanta 13-7 to end their 8-game losing streak.

LB Bruce Herron set up the winning TD 2 minutes after halftime blocking a John James punt.

Walter Payton's 34 yards enabled him to slip past Gale Sayers on the Club's all-time rushing charts. Bob Avellini took over from starter Mike Phipps to direct the 2nd half Bear rally.

TEAM STATISTICS

	FALCONS	BEARS
First Downs	21	13
Net Yards Gained	341	183
Net Yards Rushing	146	111
Net Yards Passing	195	72
Return Yardage	120	61
Passes	32-16	14-7
Passes Intercepted By	0	1
Punts—Average	5-23.6	7-29.1
Fumbles—Lost	3-1	0-0

Penalties—Yards	8-74	3-30
Possession Time	34:03	25:57

RUSHING

BEARS — Roland Harper 11-43; Payton 20-34; Mike Phipps 4-10; Vince Evans 3-17; Bob Avellini 4-7.

FALCONS — Bubba Bean 17-61; Haskel Stanback 15-39; Bartkowski 2-5; Ray Strong 4-24; Ricky Patton 4-17.

PASSING

BEARS — Phipps 4 of 8 for 38; Avellini, 3 of 6 for 57; Evans, 0 of 0 for 0.

FALCONS — Bartkowski, 16 of 32 for 215.

RECEIVING

BEARS — James Scott 1-6; Golden Richards 3-30; Payton 2-40; Harper 1-19.

FALCONS — Mitchell 5-65; Billy Ryckman 8-107; Dean 1-17; Wallace Francis 1-8; Alfred Jackson 1-18.

INTERCEPTIONS

BEARS — Lenny Walterscheid 1 for 0.

FALCONS — None.

SACKS

BEARS — Jerry Meyers 1; Alan Page 1.

FALCONS — Robert Pennywell 1; Jeff Yeates 1.

GAME THIRTEEN

BEARS 14 BUCCANEERS 3

At Chicago, Nov. 26; Tix Dis. 57,359; Att. 42,373
 CHICAGO 0 0 7 7 —14
 TAMPA BAY 0 3 0 0 — 3
 BUCCANEERS — Neil O'Donoghue, 44 FG; 1:31 elapsed, 6 plays/28 yards. BEARS — Walter Payton, 3 run (Bob Thomas kick); 10:09, 10:80. BEARS — Bob Avellini, 3 run (Thomas kick); 3:02, 11:44.

Playing one of the top defensive games in the Club's history, the Bears sacked Buc QB Mike Rae 8 times and won 14-3.

DT Alan Page paced the winners with 3 of the sacks, while Walter Payton (105) and Roland Harper (144) became only the second Bear backfield tandem to hit the 100-yd mark in one game and the first since '55 when Bobby Watkins and Rick Caesares split 230 yards.

Bob Avellini 3rd down passes to Payton (29) and TE Greg Latta (20) keyed the Bears' first TD drive. The 11-play second TD drive was all on the ground.

TEAM STATISTICS

	BUCCANEERS	BEARS
First Downs	6	17

Net Yards Gained	92	301
Net Yards Rushing	99	251
Net Yards Passing	-7	50
Return Yardage	104	55
Passes	13-5	7-4
Passes Intercepted By	1	0
Punts—Average	7-43.0	7-34.9
Fumbles—Lost	2-1	0-0
Penalties—Yards	2-20	6-60
Possession Time	21:36	38:24

RUSHING

BEARS — Roland Harper 25-144; Payton 27-105; Avellini 6--1; Vince Evans 2-9.

BUCCANEERS — Johnny Davis 5-10; Lewis Carter 12-56; George Ragsdale 2-10; Mike Rae 3-23.

PASSING

BEARS — Avellini 4 of 6 for 62; Evans 0 of 1 for 0.

BUCCANEERS — Rae, 4 of 12 for 54; Dave Green, 1 of 1 for 0.

RECEIVING

BEARS — Payton 2-26; James Scott 1-16; Greg Latta 1-20.

BUCCANEERS — Davis 2-0; Jim O'Bradovich 1-18; Frank Grant 1-19; John McKay 1-17.

INTERCEPTIONS

BEARS — None.

BUCCANEERS — Cedric Brown 1 for 27.

SACKS

BEARS — Gary Campbell 1; Jim Osborne 1; Mike Hartenstine 2; Jerry Meyers 1; Alan Page 3.

BUCCANEERS — Dave Pear 1.

GAME FOURTEEN

BEARS 7 CHARGERS 40

At San Diego, Dec. 4; Tix Dis. 52,391; Att. 48,492
 CHICAGO 0 0 7 0 —7
 SAN DIEGO 17 6 10 7 —40
 CHARGERS — Rolf Benirschke, 32 FG; 2:31 elapsed, 6 plays/53 yards. CHARGERS — Lydell Mitchell, 1 run (Benirschke kick); 3:41, 2:47. CHARGERS — Larry Burton, 16 pass from Dan Fouts (Benirschke kick); 10:31, 9:64. CHARGERS — John Jefferson, 42 pass from Fouts (Kick failed); 0:52, 1:42. CHARGERS — Benirschke, 44 FG; 6:53, 11:61. CHARGERS — Hank Bauer, 37 run (Benirschke kick); 9:20 3:48. BEARS — Virgil Livers, 60 interception return (Bob Thomas kick); 13:53. CHARGERS — Burton, 34 pass from James Harris (Benirschke kick); 0:47, 6:63.

Down 10-0 without having run an offensive play, the Bears lost their 3rd Monday night game of the

season 40-7.

The Chargers led 23-0 before the Bears made a first down. Chicago weather forced the Bears to conduct their five practices leading up to the game in five different places.

CB Virgil Livers' 60-yd return of a James Harris pass prevented a Bear shutout.

TEAM STATISTICS

	CHARGERS	BEARS
First Downs	24	7
Net Yards Gained	481	112
Net Yards Rushing	150	80
Net Yards Passing	331	32
Return Yardage	44	230
Passes	30-19	17-5
Passes Intercepted By	2	3
Punts—Average	4-33.2	9-33.8
Fumbles—Lost	1-0	2-1
Penalties—Yards	3-15	3-25
Possession Time	36:51	23:09

RUSHING

BEARS — Roland Harper 7-16; Walter Payton 17-50; Mike Phipps 2-11; Vince Evans 1-3.

CHARGERS — Don Woods 12-50; Mitchell 16-36; Clarence Williams 9-28; Bauer 5-39; Cliff Olander 1-3.

PASSING

BEARS — Bob Avellini 2 of 12 for 25; Phipps 2 of 3 for 9; Evans 1 of 2 for 38.

CHARGERS — Fouts 16 of 24 for 269; Harris 3 of 5 for 63; Olander 0 of 1 for 0.

RECEIVING

BEARS — James Scott 2-58; Harper 1-5; Payton 2-9.

CHARGERS — Jefferson 7-155; Mitchell 2-19; Burton 3-59; Woods 3-41; Pat Curran 3-41; C. Williams 1-17.

INTERCEPTIONS

BEARS — Mike Williams 1-0; Rick Middleton 1-2.

CHARGERS — Gary Fencik 1-7; Doug Buffone 1-0; Livers 1-60.

GAME FIFTEEN

BEARS 14 PACKERS 0

At Chicago, Dec. 10; Tix Dis. 57,359; Att. 34,306
 CHICAGO 0 7 7 0 —14

GREEN BAY 0 0 0 0 — 0

CHICAGO — Walter Payton, 1 run (Bob Thomas kick); 14:45 elapsed, 11 plays/83 yards.

CHICAGO — James Scott, 35 pass from Mike Phipps (Thomas kick) 3:28, 1:35.

60 / CHICAGO

Temperatures in the low teens with wind chill factor near zero scared 23,053 ticket holders away from frigid Soldier Field where the Bears spoiled Green Bay's title hopes 14-0.

The Bears iced the game just before halftime moving 83 yards in 11 plays with 15 seconds left. Starting QB Mike Phipps hit WR Golden Richards for 32 yards in a 3rd and 17 situation on one key play. In another 3rd and 8, Walter Payton took a Statue of Liberty handoff for 16 yards.

Steve Schubert forced a fumble recovered by Lenny Walterscheid on a Packer punt return setting the stage for the clinching Phipps to James Scott bomb.

TEAM STATISTICS

	PACKERS	BEARS
First Downs	11	17
Net Yards Gained	161	293
Net Yards Rushing	78	174
Net Yards Passing	83	119
Return Yardage	92	39
Passes	25-8	19-9
Passes Intercepted By	1	1
Punts—Average	10-30.7	9-33.0
Fumbles—Lost	2-2	1-0
Penalties—Yards	4-28	8-87
Possession Time	26:42	33:18

RUSHING

BEARS — Roland Harper 25-80; Payton 18-97; Phipps 4-3.

PACKERS — Terrell Middleton 14-35; Barty Smith 10-33; Bobby Douglass 3-10.

PASSING

BEARS — Phipps 9 of 19 for 131.

PACKERS — David Whitehurst 7 of 20 for 96.

RECEIVING

BEARS — Payton 3-13; Brian Baschnagel 2-29; Golden Richards 2-40; Harper 1-14; Scott 1-35.

PACKERS — Smith 1-7; James Lofton 4-96; Aundra Thompson 2-17; Middleton 1-6.

INTERCEPTIONS

BEARS — Virgil Livers 1-0.

PACKERS — Steve Luke 1-28.

SACKS

BEARS — Brad Shearer 1; Alan Page 2; Mike Hartenstine 1.

PACKERS — Carl Barzilauskas 1.

GAME SIXTEEN

BEARS 14 REDSKINS 10

At Washington, Dec. 16; Tix Dis. 55,031; Att. 49,774

CHICAGO	7	0	7	0	—14
WASHINGTON	0	3	0	7	—10

CHICAGO — Walter Payton, 44 run (Bob Thomas kick); 3:00 elapsed, 5 plays/71 yards.
 WASHINGTON — Mark Mosely, 33 FG; 14:59, 8/53. CHICAGO — Steve Schubert, 73 punt return (Thomas kick); 7:13, 1/73. WASHINGTON—Jean Fugett, 17 pass from Billy Kilmer (Mosely kick); 13:41, 9/51.

Big Bear plays shocked the Redskins and eliminated them from the playoffs 14-10 on national television.

The first time the Bears got the ball, they went 71 yards in just 5 plays with a Mike Phipps to James Scott 14-yd hook-up setting the stage for Walter Payton's 44-yd TD dash.

Steve Schubert's 73-yd punt return provided the Bears with enough points to withstand a Billy Kilmer-led 4th quarter rally. Chicago's pass rush, led by Tommy Hart and Alan Page, sacked Skin QBs twice, forced 2 interceptions, and hurried many of the 31 Washington throws.

TEAM STATISTICS

	REDSKINS	BEARS
First Downs	16	10
Net Yards Gained	305	214
Net Yards Rushing	124	170
Net Yards Passing	181	44
Return Yardage	125	169

Passes	31-21	10-6
Passes Intercepted By	3	2
Punts—Average	7-38.2	6-34
Fumbles—Lost	1-1	0-0
Penalties—Yards	5-45	6-45
Possession Time	29:49	30:11

RUSHING

BEARS — Payton 16-90; Roland Harper 22-74; Mike Phipps 2-6.
REDSKINS — Mike Thomas 16-65; John Riggins 10-44; Benny Malone 4-2; Joe Theismann 1-13.

PASSING

BEARS — Phipps 6 of 10 for 44.
REDSKINS — Theismann, 13 of 21 for 107; Kilmer, 8 of 10 for 91.

RECEIVING

BEARS — James Scott 2-16; Payton 1-7; Roland Harper 3-21.
REDSKINS — Thomas 5-44; Riggins 3-14; Fugett 4-41; Ricky Thompson 1-0; Danny Buggs 5-68; Clarence Harmon 1-11; John McDaniel 2-20.

INTERCEPTIONS

BEARS — Gary Fencik 1-59; Don Rives 1-0.
REDSKINS — Lamar Parrish 2-23; Dave Butz 1-3.

SACKS

BEARS — Tommy Hart 1; Alan Page 1.
REDSKINS — None.

STANDINGS

AMERICAN FOOTBALL CONFERENCE

Eastern Division

	W	L	T	Pct.	PF	PA
*New England	11	5	0	.687	358	286
#Miami	11	5	0	.687	372	284
N.Y. Jets	8	8	0	.500	359	364
Buffalo	5	11	0	.313	302	354
Baltimore	5	11	0	.313	239	421

Central Division

*Pittsburgh	14	2	0	.875	356	195
#Houston	10	6	0	.625	283	298
Cleveland	8	8	0	.500	334	356
Cincinnati	4	12	0	.250	252	284

Western Division

*Denver	10	6	0	.625	282	198
Oakland	9	7	0	.563	311	283
Seattle	9	7	0	.563	345	358
San Diego	9	7	0	.563	355	309
Kansas City	4	12	0	.250	243	327

*Clinched division title

NATIONAL FOOTBALL CONFERENCE

Eastern Division

	W	L	T	Pct.	PF	PA
*Dallas	12	4	0	.750	384	208
#Philadelphia	9	7	0	.563	270	250
Washington	8	8	0	.500	273	283
St. Louis	6	10	0	.375	248	296
N.Y. Giants	6	10	0	.375	264	298

Central Division

*Minnesota	8	7	1	.531	294	306
Green Bay	8	7	1	.531	249	269
Detroit	7	9	0	.438	290	300
BEARS	7	9	0	.438	253	274
Tampa Bay	5	11	0	.313	241	259

Western Division

*Los Angeles	12	4	0	.750	316	245
#Atlanta	9	7	0	.563	240	290
New Orleans	7	9	0	.438	281	298
San Francisco	2	14	0	.125	219	350

#Clinched wildcard playoff berth

FINAL 1978 BEAR STATISTICS

TEAM STATISTICS

	BEARS	OPPONENT
TOTAL FIRST DOWNS	262	282
Rushing	136	128
Passing	99	134
Penalty	27	20
Third Down: Made/Att	89/248	75/240
Third Down Efficiency	.359	.313
TOTAL NET YARDS	4459	4680
Avg. Per Game	278.7	292.5
Total Plays	1020	1044
Avg. Per Play	4.4	4.5
NET YARDS RUSHING	2526	2174
Avg. Per Game	157.9	135.9
Total Rushes	634	568
NET YARDS PASSING	1933	2506
Avg. Per Game	120.8	156.6
Tackled/Yards Lost	34/288	40/351
Gross Yards	2221	2857
Attempts/Completions	352/186	436/239
Pct. of Completions	52.8	54.8
Had Intercepted	28	17
PUNTS/AVERAGE	96/37.0	97/35.4
NET PUNTING AVERAGE	32.2	30.4
PENALTIES/YARDS	101/958	101/800
FUMBLES/BALL LOST	22/8	32/16
TOUCHDOWNS	29	33
Rushing	19	15
Passing	7	16
Returns	3	2
TOTAL POINTS	253	274

SCORE BY PERIODS

TEAMS	1	2	3	4	OT	TOTAL
BEARS	30	55	93	75	0	253
Opp. Total	71	69	47	81	6	274

SCORING

PLAYER	TDR	TDP	TDRT	PAT	FG	SAF	TP
Thomas	0	0	0	26	17	0	77
Payton	11	0	0	0	0	0	66
Harper	6	2	0	0	0	0	48
Scott	0	5	0	0	0	0	30
Avellini	2	0	0	0	0	0	12
Spivey	0	0	1	0	0	0	6
Livers	0	0	1	0	0	0	6
Schubert	0	0	1	0	0	0	6
Hart	0	0	0	0	0	1	2
BEARS TOTAL	19	7	3	26	17	1	253
Opp. Total	15	16	2	28	16	0	274

INTERCEPTIONS

PLAYER	NO.	YDS.	AVG.	LG	TD
Fencik	4	77	19.3	59	0
Livers	3	86	28.7	60	1
Buffone	3	22	7.3	16	0
Schmidt	2	23	11.5	23	0
Rives	2	8	4.0	8	0
Plank	1	0	0.0	0	0
Gaines	1	0	0.0	0	0
Walterscheid	1	0	0.0	0	0
BEARS TOTAL	17	216	12.7	60	1
Opp. Total	28	312	11.1	63	1

PUNTING

PLAYER	NO.	YDS.	AVG.	TB IN 20	LG	BLK.
Parsons	96	3549	37.0	8	18	54
BEARS TOTAL	96	3549	37.0	8	18	54
Opp. Total	97	3437	35.4	10	25	61

PUNT RETURNS

PLAYER	NO.	FC	YDS.	AVG.	LG	TD
Schubert	27	21	229	8.5	73	1
Walterscheid	3	0	24	8.0	11	0
Livers	10	0	31	3.1	13	0
Baschnagel	1	1	2	2.0	2	0
BEARS TOTAL	41	22	286	7.0	73	1
Opp. Total	45	23	295	6.6	21	0

KICKOFF RETURNS

PLAYER	NO.	YDS.	AVG.	LG	TD
Baschnagel	20	455	22.8	36	0
Walterscheid	11	335	30.5	81	0
Gaines	10	240	24.0	37	0
Morgan	5	110	22.0	24	0
Schubert	4	80	20.0	27	0
Spivey	2	34	17.0	23	0
Earl	3	48	16.0	20	0
Skibinski	3	36	12.0	20	0
Latta	2	14	7.0	8	0
Muckensturm	1	6	6.0	6	0
BEARS TOTAL	61	1358	22.3	81	0
Opp. Total	52	1146	22.0	43	0

PLACE KICKING

FIELD GOALS	1-19	20-29	30-39	40-49	50+	TOTAL
Thomas	0-0	7-7	9-11	1-4	0-0	17-22
Opp. Total	0-0	4-4	6-8	6-7	0-0	16-19
FGS MADE & (MISSED):	39, 32,	44, 38,	28, 27,	32,	25, 24,	(44 snap), 21, 27, 23, 33, 36, 39 (39 bkd), (45), 32, 37, (41), (39 bkd).
PATS:	26 of 29. 1 miss, 1 blocked, 1 run after bad snap.					

RECEIVING

PLAYER	NO.	YDS.	AVG.	LG	TD
Payton	50	480	9.6	61	0
Harper	43	340	7.9	33	2
Scott	42	759	18.1	59	5
Richards	27	379	14.0	52	0
Latta	15	159	10.6	21	0
Schubert	4	51	12.8	19	0
Baschnagel	2	29	14.5	22	0
Rather	1	15	16.0	16	0
Cobb	1	7	7.0	7	0
Earl	1	1	1.0	1	0
BEARS TOTAL	186	2221	11.9	61	7
Opp. Total	239	2857	12.0	55	16

RUSHING

PLAYER	NO.	YDS.	AVG.	LG	TD
Payton	333	1395	4.2	76	11
Harper	240	992	4.1	31	6
Avellini	34	54	1.6	10	2
Phipps	13	34	2.6	10	0
Evans	6	23	3.8	13	0
Earl	3	17	5.7	9	0
Baschnagel	2	11	5.5	6	0
Morris	1	0	0.0	0	0
Parsons	1	0	0.0	0	0
Baschnagel	1	0	0.0	0	0
BEARS TOTAL	634	2526	4.0	76	19
Opp. Total	564	2174	3.9	67	15

PASSING

PLAYER	Att.	Comp.	Yards	Pct.	Avg./Att.	TD	Pct. TD	Int.	Pct. Int.	LG	Lost/Att.	Rating
Avellini	264	141	1718	53.4	6.51	5	1.9	16	6.1	61	26/208	54.6
Phipps	83	44	465	53.0	5.60	2	2.4	10	12.0	35	6/55	38.0
Evans	3	1	38	33.3	12.67	0	0.0	1	33.3	38	2/25	42.1
Parsons	1	0	0	0.0	0.00	0	0.0	0	0.0	—	0/0	—
Harper	1	0	0	0.0	0.00	0	0.0	1	100	—	0/0	—
BEARS TOTAL	352	186	2221	52.8	6.31	7	2.0	28	8.0	61	34/288	45.7
Opp. Total	436	239	2857	54.8	6.55	16	3.7	17	3.9	58	40/351	71.1

UNOFFICIAL DEFENSIVE STATISTICS

PLAYER	TOTAL	SOLO	ASST.	FUM. REC.	PASS DEF.	FORCE FUM.	BLK. KICK	TKLS FOR LOSS/YDS	SACK-YARDS
Fencik	130	95	35	2	10	2	0	2/6	0/0
Campbell	110	82	28	2	6	3	0	5/11	3/25
Plank	70	52	18	3	4	5	0	0/0	0/0
Hartenstine	70	44	26	3	2	2	0	3/4	6/57
Hicks	67	51	16	1	3	0	1	4/16	0/0
Rives	67	44	23	1	2	1	0	3/17	0/0
Buffone	65	45	20	0	2	0	0	1/5	2/20
Livers	61	55	6	1	9	1	1	0/0	0/0
Schmidt	51	44	7	1	9	1	0	1/2	0/0
Osborne	50	37	13	0	2	1	1	2/3	4/34
Page	50	35	15	0	3	2	1	1/1	11.5/94
Walterscheid	39	31	8	1	2	1	1	1/2	0/0
Hart	36	27	9	0	1	0	0	1/1	7.5/54
Shearer	33	22	11	0	2	0	0	2/4	1/12
Herron	30	20	10	0	1	0	1	1/4	1/16
Muckensturm	30	18	12	0	0	0	0	0/0	0/0
Gaines	27	23	4	0	4	0	0	0/0	0/0
Rydalch	25	16	9	0	1	1	0	3/5	2/20
Meyers	24	16	8	1	0	0	0	3/5	2/19
Spivey	12	11	1	1	4	0	0	0/0	0/0
Skibinski	11	9	2	0	0	0	0	0/0	0/0
Earl	9	8	1	0	0	0	0	0/0	0/0
Baschnagel	7	7	0	1	0	0	0	0/0	0/0
Schubert	7	6	1	0	0	1	0	0/0	0/0
Best	6	6	0	0	0	0	1	0/0	0/0
Devlin	3	2	1	0	0	0	0	0/0	0/0

1979 CHICAGO BEARS VETERAN ROSTER

No.	Name	Pos.	Ht.	Wt.	Birth-date	NFL Exp.	College
64	Albrecht, Ted	T-G	6-4	225	10/8/54	3	California
79	Antoine, Lionel	T	6-6	267	8/31/50	7	Southern Illinois
7	Avellini, Bob	QB	6-2	205	8/28/53	5	Maryland
84	Baschnagel, Brian	WR-KR	6-0	184	1/8/54	4	Ohio State
25	Best, Art	RB-KR	6-1	206	3/18/53	3	Kent State
50	Bryant, Waymond	LB	6-3	239	7/28/52	5	Tennessee State
55	Buffone, Doug	LB	6-2	226	6/27/44	13	Louisville
59	Campbell, Gary	LB	6-1	218	3/4/52	3	Colorado
87	Cobb, Mike	TE	6-5	248	12/20/55	3	Michigan State
50	Devlin, Chris	LB	6-2	220	11/22/53	4	Penn State
39	Earl, Robin	RB-P	6-5	241	3/18/55	3	Washington
48	Ellis, Allan	CB	5-10	174	8/19/51	6	UCLA
8	Evans, Vince	QB	6-2	208	6/14/55	3	Southern California
45	Fencik, Gary	S	6-1	192	6/11/54	4	Yale
36	Gaines, Wentford	CB	6-0	185	2/4/53	2	Cincinnati
35	Harper, Roland	RB	5-11½	210	2/18/53	5	Louisiana Tech
53	Hart, Tommy	DE	6-4	246	11/7/44	12	Morris Brown
73	Hartenstein, Mike	DE	6-3	238	7/27/53	5	Penn State
51	Herron, Bruce	LB	6-2	220	4/14/54	2	New Mexico
54	Hicks, Tom	LB	6-4	235	12/18/52	4	Illinois
65	Jackson, Noah	G	6-2	275	4/14/51	5	Tampa
62	Jiggetts, Dan	T	6-4	276	3/10/54	4	Harvard
88	Latta, Greg	TE	6-3	229	10/13/52	5	Morgan State
70	Lick, Dennis	T	6-3	266	4/26/54	4	Wisconsin
24	Livers, Virgil	CB-KR	5-8½	180	3/26/52	5	Western Kentucky
74	Meyers, Jerry	DT	6-4	245	2/21/54	4	Northern Illinois
58	Muckensturm, Jerry	LB	6-4	219	10/13/53	4	Arkansas State
22	Musso, Johnny	RB-KR	5-11	196	3/6/50	4	Alabama
52	Neal, Dan	C-G	6-4	254	8/30/49	7	Kentucky
68	Osborne, Jim	DT	6-3	245	9/7/49	8	Southern
82	Page, Alan	DT	6-4	225	8/7/45	13	Notre Dame
86	Parsons, Bob	TE-P	6-5	244	6/29/50	8	Penn State
34	Payton, Walter	RB-KR	5-10½	202	7/25/54	5	Jackson State
15	Phipps, Mike	QB	6-3	209	11/19/47	10	Purdue
46	Plank, Doug	S	5-11½	197	3/4/53	5	Ohio State
83	Richards, Golden	WR	6-0	180	12/31/51	7	Hawaii
83	Rivera, Steve	WR	5-11	183	8/5/54	3	California
57	Rives, Don	LB	6-2	229	8/30/51	6	Texas Tech
76	Rydalch, Ron	DT	6-4	251	1/1/52	5	Utah
44	Schmidt, Terry	CB-S	6-0	177	5/28/52	6	Ball State
85	Schubert, Steve	WR-KR	5-10	184	3/15/51	6	Massachusetts
89	Scott, James	WR-KR	6-1	191	3/28/52	4	Henderson J.C.
75	Sevy, Jeff	G-T	6-5	267	10/24/50	5	California
72	Shearer, Brad	DT	6-3	254	8/10/55	2	Texas
30	Skibinski, John	RB	6-0	218	4/27/55	2	Purdue
69	Sorey, Revie	G	6-2	263	9/10/53	5	Illinois
47	Spivey, Mike	CB-KR	6-0	195	3/10/54	3	Colorado
16	Thomas, Bob	K	5-10	171	8/7/52	5	Notre Dame
23	Walterscheid, Lenny	S-KR	5-11	186	9/13/54	3	Southern Utah St.

1979 ROOKIE ROSTER

No.	Name	Pos.	Ht.	Wt.	Birthdate	How Acq.	College
63	Ardizzone, Tony	C	6-3	240	12/19/56	FA	Northwestern
27	Becker, Dave	S	6-2	190	1/15/57	D12	Iowa
38	Freitas, George	TE	6-2	220	12/19/55	D8, '78	California
21	Gibson, Bruce	RB	6-0	230	12/14/55	FA	Pacific
99	Hampton, Dan	DT	6-5	256	9/19/57	D1a	Arkansas
90	Harris, Al	DE	6-5	236	12/31/56	D1b	Arizona State
33	Heavens, Jerome	RB	5-11½	207	8/1/57	D9	Notre Dame
80	Horton, Maurice	WR	6-0	180	1/17/54	FA	None
14	Kraker, Pete	QB	6-0	195	5/7/56	FA	Northern Illinois
71	Kunz, Lee	LB	6-2	226	4/21/57	D7	Nebraska
94	Larson, Carl	C	6-4	255	5/20/57	FA	St. Cloud State
37	McClendon, Willie	RB	6-1	205	9/13/57	D3	Georgia
98	Moore, Jim	C	6-4	235	1/10/57	FA	Wisconsin
67	Moselle, Mark	G	6-3	232	3/3/57	FA	Wis.-Superior
93	Olson, Phil	TE	6-2	225	10/18/56	FA	Dartmouth
92	Petzke, Dave	WR	6-1	180	6/10/57	FA	Northern Ill.
18	Restic, Joe	S-P	6-2½	193	8/23/57	D10	Notre Dame
20	Robinson, Ron	WR	6-3	192	1/31/56	W	Utah St.
78	Sullivan, John	LB	6-1	221	10/1/56	D6	Illinois
43	Wacker, Pat	WR	6-3½	195	8/3/57	FA	North Dakota
91	Watts, Rickey	WR	6-1	202	5/16/57	D2	Tulsa
96	Wright, Bob	T	6-5	255	12/26/56	D11	Cincinnati

Both Rosters Dated May 8, 1979



American National Bank

53 North LaSalle / LaSalle at Wacker 60600 / Phone (312) 661-5000

We're the bank for business.

RECORDS INTRODUCTION

When the National Football League was formed in 1920, probably the last thing the founders had to worry about was the compiling of statistics and records. Accordingly, a complete statistical history of the league, dating from 1920, is an impossibility. However, here are some reference points for when various statistical categories were first compiled officially:

Scoring: Scores of all games are available starting in 1920, for purposes of records, however, totals date from 1932. Individual scoring statistics also date from 1932. Extra point and field goal attempts start in 1937.

Rushing: Statistics begin in 1932.

Passing: Statistics begin in 1932. Until 1947, what is now called "yards lost attempting to pass" was recorded in the rushing statistics. From 1947 to 1951, "yards lost attempting to pass" was recorded, but was not included in either the net rushing or the net passing yardage totals (and consequently was not a part of "total net yards gained"). Starting in 1952, passing yardage team totals include "yards lost attempting to pass," although sacks were not recorded before 1963. Lateral passes were maintained as a separate category until 1950, at which time yardage gained or lost as a result of lateral passes was included in the category initiating the action (e.g., rushing).

Pass Receiving: Statistics begin in 1932.

Interceptions By: Individual statistics begin in 1940, but individual touchdowns are available from 1932. Team totals for interceptions and touchdowns start in 1932, and team yardage totals start in 1940.

Punting: Complete seasonal statistics begin in 1939, although frequently during the period 1933-1938 individual and/or team punting totals are listed on official score blanks. Such game totals are included as official records, where applicable.

Punt Returns: Complete individual totals date from 1941, although team yardage figures date from 1936. Touchdowns are available since 1932.

Kickoff Returns: Complete individual totals date from 1941, although team yardage figures date from 1940. Touchdowns are available since 1932.

Fumbles: Individual totals start in 1945. Team totals for fumbles and for total fumbles recovered begin in 1935, and the breakdown of own and opponents' recoveries dates from 1938.

First Downs: Statistics begin in 1933, while the rushing—passing—by penalty breakdown commences in 1939 (although some games in 1937-1938 include this information).

Penalties: Yards penalized dates from 1936, penalties start in 1941.

Long Plays: Since the "Long" category was not always listed on official score blanks (longest run, longest punt, etc.), an attempt has been made to verify reports of long plays through newspaper accounts—even if they are not listed on the official sheets. Reliable newspaper findings have been included in this record section.

THE LAST TIME

Punt Returned for TD —

By Bears— Steve Schubert at Washington 12/16/78, 73 yards.

By Opp. — Steve Odom, Green Bay, 11/10/74, 95 yards.

Punt Blocked for TD —

By Bears— Ross Brupbacher vs Oakland, 12/17/72, recovered in endzone.

By Opp. — Matt Blair, Minnesota, 11/20/77, 10 yards.

Opponents' Fumble Returned for TD —

By Bears— Dick Butkus vs Houston, 10/28/73, recovered in endzone.

By Opp. — Matt Blair, Minnesota, 9/25/78, 49 yards.

Intercepted Pass Returned for TD —

By Bears— Virgil Livers, 12/4/78, 60 yards.

By Opp. — Steve Luke, Green Bay, 10/8/78, 63 yards.

Kickoff Returned for TD —

By Bears— Brian Baschnagel vs Atlanta, 10/23/77, 84 yards.

By Opp. — Billy Johnson, Houston, 11/6/77, 76 yards.

Soldier Field Records

LONGEST RUN FROM SCRIMMAGE

Bears — 73 Walter Payton vs Detroit, 9/18/77
Opp. — 67 Sherman Smith, Seattle 11/5/78

LONGEST FORWARD PASS

Bears — 85 Bobby Douglass to George Farmer vs S.F. 11/19/72
Opp. — 79 Bob Griese to Nat Moore, Miami 11/2/75

LONGEST PUNT

Bears — 62 Bob Parsons vs Detroit 9/12/76
Opp. — 69 Herman Weaver, Detroit 9/12/76
Opp. — 69 Neil Clabo, Minnesota 11/20/77

LONGEST PUNT RETURN

Bears — 70 Steve Schubert vs Detroit 9/18/77
Opp. — 37 Rolland Lawrence, Atlanta 10/3/77

LONGEST KICKOFF RETURN

Bears — 95 Ike Hill vs Houston 10/28/73
Opp. — 62 Dave Hampton, Green Bay 11/7/71
62 Ron Jessie, Detroit, 10/1/72

LONGEST INTERCEPTION RETURN

Bears — 76 Craig Clemons vs Green Bay 11/9/75
Opp. — 95 Dick Jauron, Detroit 11/18/73

LONGEST FIELD GOAL

Bears — 48 Bob Thomas vs Green Bay 11/9/75
Opp. — 52 Fred Cox, Minnesota 10/27/75



PAYTON



THOMAS

BIG DAY BY OPPONENTS

(Since 1963)

RUSHING:

Yards	Player	Opponent	Date	Carries
152	Lawrence McCutcheon	Los Angeles	12/2/73	24
152	Sherman Smith	Seattle	11/5/78	23
150	Chuck Foreman	Minnesota	10/16/77	26
147	Jim Otis	St. Louis	12/12/75	33
142	John Brockington	Green Bay	12/16/73	22
142	John Brockington	Green Bay	11/7/71	30

PASSING:

Yards	Player	Opponent	Date	Comp.
327	John Brodie	San Francisco	11/13/66	28-54
326	Charley Johnson	Denver	9/30/73	24-39
317	John Brodie	San Francisco	11/8/70	21-28
316	Tom Owen	San Francisco	11/17/74	15-26
311	Fran Tarkenton	Minnesota	9/20/64	22-34

PASS RECEIVING:

Yards	Player	Opponent	Date	Rec.
225	Bernie Casey	San Francisco	11/13/66	12
182	Boyd Dowler	Green Bay	12/15/68	6
180	Ken Burrough	Houston	11/6/77	6
165	Gary Garrison	San Diego	10/18/70	8
163	Cliff Branch	Oakland	11/7/76	5

Individual Records

SERVICE

Seasons, Active Player

- 14 Bill George, 1952-65
- 13 George Trafton, 1920-32
Clyde (Bulldog) Turner, 1940-52
Doug Buffone, 1966-78

Consecutive Seasons, Active Player

same as above

Games, Lifetime

- 170 Doug Buffone, 1966-78
- 161 Bobby Joe Green 1962-73
- 159 Bill George, 1952-65
- 155 Joe Fortunato, 1955-66

Consecutive Games, Lifetime

- 142 Doug Buffone, 1966-76
- 136 Richie Petitbon, 1959-68
- 124 Bill George, 1952-62

Seasons, Head Coach

- 40 George Halas, 1920-29, 33-42,
46-55, 58-67
- 4 Hunk Anderson/Luke Johnsos
(co-coaches), 1942-45
Jim Dooley, 1968-71

SCORING

Points, Lifetime

- 541 George Blanda, 1949-58
(5-td, 247-xp, 88-fg)
- 456 Mac Percival, 1967-73 (159-xp, 99-fg)
- 377 Roger Leclerc, 1960-66
(152-xp, 75-fg)

Points, Season

- 132 Gale Sayers, 1965 (22-td)
- 109 Johnny Lujack, 1950
(11-td, 34-xp, 3fg)
- 100 Mac Percival, 1968 (25-xp, 25-fg)

Points, Game

- 36 Gale Sayers, 12/12/65
- 24 7 Players Tied

Consecutive Games, 1+ Points

- 83 George Blanda, 10/28/51-11/9/58
- 34 Johnny Lujack, 9/26/48-12/3/50

Touchdowns

Touchdowns, Lifetime

- 59 Rick Casares, 1955-64
(49-rush, 10-rec)
- 56 Gale Sayers, 1965-71
(39-rush, 9-rec, 8-ret)
- 52 Ken Kavanaugh, 1940-41, 45-50
(50-rec, 2-ret)

Touchdowns, Season

- 22 Gale Sayers, 1965
(14-rush, 6-rec, 2-ret)
- 16 Walter Payton, 1977 (14-rush, 2 rec)
- 14 Rick Casares, 1956 (12-rush, 2-rec)

Touchdowns, Game

- 6 Gale Sayers, 12/12/65
(4-rush, 1-rec, 1-ret)
- 4 7 Players Tied

Consecutive Games, 1+ Touchdowns

- 8 Rick Casares, 11/1/59-9/25/60
- 7 Ken Kavanaugh, 11/2/47-12/14/47
Willie Galimore, 9/28/58-11/9/58
Gale Sayers, 10/26/69-12/6/69
Walter Payton, 10/3/76-11/14/76

Extra Points

Extra Points, Lifetime

- 247 George Blanda, 1949-58
- 159 Mac Percival, 1967-73

Extra Points, Season

- 52 Roger Leclerc, 1965
- 45 George Blanda, 1956

Extra Points, Game

- 8 Bob Snyder, 11/14/43
- 7 9 Players Tied

Extra Points Attempted, Lifetime

- 250 George Blanda, 1949-58
- 162 Mac Percival, 1967-73

Extra Points Attempted, Season

- 52 Ray (Scooter) McLean, 1947
Roger Leclerc, 1965
- 47 George Blanda, 1956
- 46 Johnny Lujack, 1948

Extra Points Attempted, Game

- 8 Bob Snyder, vs. NY., 11/14/43
George Blanda, vs. Balt., 10/21/56
Roger Leclerc, vs. Balt., 11/25/62
- 7 By many players.

Consecutive Extra Points, Lifetime

- 156 George Blanda, 10/28/51-10/21/56
- 143 Mac Percival, 11/19/67-11/4/73

Extra Points (no misses), Season

- 52 Roger Leclerc, 1965
- 37 George Blanda, 1955

Extra Points (no misses), Game

- 8 Bob Snyder, 11/14/43
- 7 8 Players Tied

Field Goals

Field Goals, Lifetime

- 99 Mac Percival, 1967-73
- 88 George Blanda, 1949-58

Field Goals, Season

- 25 Mac Percival, 1968
- 20 Mac Percival, 1970

Field Goals, Game

- 5 Roger Leclerc, 12/3/61
Mac Percival, 10/20/68
- 4 Roger Leclerc, 11/17/63
Mac Percival, 10/27/68
Mac Percival, 11/15/70
Bob Thomas, 10/3/76

Field Goals Attempted, Lifetime

- 201 George Blanda, 1949-58
- 182 Mac Percival, 1967-73

Field Goals Attempted, Season

- 36 Mac Percival, 1968
- 34 Mac Percival, 1970

Field Goals Attempted, Game

- 7 Roger Leclerc, 11/17/63
- 6 George Blanda, 11/3/57

Consecutive Field Goals, Lifetime

- 10 Mac Percival, 10/20/68-11/3/68
Bob Thomas, 12/18/77-10/1/78
- 8 Roger Leclerc, 11/8/64-11/26/64

Consecutive Games, 1+ Field Goals

- 12 George Blanda, 11/11/56-11/3/57
- 10 George Blanda, 11/14/54-11/20/55
Mac Percival, 10/13/68-12/15/68

Longest Field Goal

- 55 Bob Thomas, 11/23/75
- 52 Lee Artoe, 10/27/40
- 50 3 Times

Percentage, Lifetime (25+)

- 57.8 Bob Thomas, 1975-78
- 54.4 Mac Percival, 1967-73
- 51.4 Roger Leclerc, 1960-66

Percentage, Season (10+)

- 77.3 Bob Thomas, 1978
- 69.4 Mac Percival, 1968
- 68.8 George Blanda, 1955

Field Goals (no misses), Game

- 5 Roger Leclerc, 12/3/61
Mac Percival, 10/20/68
- 4 Mac Percival, 10/27/68
Bob Thomas, 10/3/76

Safeties**Safeties, Lifetime**

- 1 By many players.

RUSHING**Attempts****Attempts, Lifetime**

- 1,386 Rick Casares, 1955-64

1,177 Walter Payton, 1975-78

991 Gale Sayers, 1965-71

846 Walter Payton, 1975-77

787 Ron Bull, 1962-70

Attempts, Season

- 339 Walter Payton, 1977
- 333 Walter Payton, 1978
- 311 Walter Payton, 1976
- 236 Gale Sayers, 1969
- 234 Rick Casares, 1956
- 229 Gale Sayers, 1966

Attempts, Game

- 40 Walter Payton, 11/20/77
- 36 Walter Payton, 11/7/76
- 33 Walter Payton, 11/13/77
Walter Payton, 12/4/77
- 32 Walter Payton, 12/11/77
- 31 Jim Harrison, 10/23/72
- 30 Rick Casares, 10/9/60

Yardage**Yards Gained, Lifetime**

- 5,657 Rick Casares, 1955-64
- 5,316 Walter Payton, 1975-78
- 4,956 Gale Sayers, 1965-71
- 2,985 Willie Galimore, 1957-63

Seasons, (1,000+)

- 3 Walter Payton, 1976, 77, 78
- 2 Gale Sayers, 1966, 69
- 1 Beattie Feathers, 1934
Rick Casares, 1956
Walter Payton, 1976

Yards Gained, Season

- 1,852 Walter Payton, 1977
 - 1,395 Walter Payton, 1978
 - 1,390 Walter Payton, 1976
 - 1,231 Gale Sayers, 1966
 - 1,126 Rick Casares, 1956
 - 1,032 Gale Sayers, 1969
- Yards Gained, Game
(See Next Page)

Games, (100+) Lifetime

- 25 Walter Payton, 1975-78
- 20 Gale Sayers, 1965-71
- 13 Rick Casares, 1955-64
- 5 Beattie Feathers, 1934-37

Consecutive Games, (100+)

- 5 Walter Payton, 11/13/77-12/11/77
- 3 Beattie Feathers, 9/30/34-10/10/34
Rick Casares, 10/7/56-10/21/56
Gale Sayers, 11/28/65-12/12/65
Gale Sayers, 12/10/67-9/15/68
Gale Sayers, 10/26/69-11/9/69
Walter Payton, 10/3/76-10/17/76

100-Yard Rushing Games

11/20/77	Walter Payton	40-275	12/9/56	Rick Casares	25-117
10/30/77	Walter Payton	23-205	11/26/67	Gale Sayers	18-117
11/3/68	Gale Sayers	24-205	10/15/72	Bobby Douglass	11-117
12/18/66	Gale Sayers	17-197	11/4/45	Hank Margarita	16-116
11/13/77	Walter Payton	33-192	11/24/57	Rick Casares	28-116
12/16/56	Rick Casares	17-190	11/2/69	Gale Sayers	20-116
12/5/76	Walter Payton	27-183	11/6/55	Bobby Watkins	14-115
9/16/62	Willie Galimore	22-181	11/6/55	Rick Casares	16-115
11/27/66	Gale Sayers	19-172	10/21/34	Beattie Feathers	7-114
12/11/77	Walter Payton	32-163	10/16/60	Johnny Morris	7-114
9/18/77	Walter Payton	23-160	11/2/58	Rick Casares	23-113
10/16/78	Walter Payton	22-157	11/9/58	Rick Casares	15-113
10/28/34	Beattie Feathers	15-155	11/28/65	Gale Sayers	13-113
10/20/57	Willie Galimore	24-153	12/12/65	Gale Sayers	9-113
9/19/76	Walter Payton	28-148	9/17/72	Jim Harrison	20-113
10/17/76	Walter Payton	27-145	10/21/51	Kayo Dottley	16-112
10/29/44	Al Grygo	13-144	10/14/56	Rick Casares	21-112
11/26/78	Roland Harper	25-144	12/1/68	Brian Piccolo	21-112
10/27/68	Gale Sayers	18-143	11/9/69	Gale Sayers	28-112
10/15/67	Gale Sayers	22-142	11/12/39	Bill Osmanski	18-111
10/2/39	Joe Maniaci	12-141	11/22/59	Rick Casares	21-111
10/10/76	Walter Payton	19-141	10/19/75	Mike Adamle	17-110
9/30/34	Beattie Feathers	2-140	11/28/76	Walter Payton	27-110
10/2/77	Walter Payton	19-140	10/26/69	Gale Sayers	15-109
11/24/77	Walter Payton	20-137	11/14/76	Walter Payton	18-109
10/7/56	Rick Casares	24-139	11/5/78	Walter Payton	18-109
10/9/55	John Hoffman	18-135	10/28/56	Perry Jeter	16-108
12/21/75	Walter Payton	25-134	11/11/56	John Hoffman	18-108
10/7/34	Beattie Feathers	14-132	9/29/68	Gale Sayers	16-108
11/4/56	Rick Casares	25-132	10/9/66	Gale Sayers	18-106
12/10/67	Gale Sayers	20-131	11/25/45	George McAfee	5-105
12/3/44	Hank Margarita	9-129	10/28/51	Kayo Dottley	17-105
12/17/72	Bobby Douglass	14-127	9/15/68	Gale Sayers	15-105
11/12/78	Walter Payton	23-127	10/6/68	Gale Sayers	15-105
10/10/77	Walter Payton	24-126	11/16/75	Walter Payton	23-105
11/30/69	Gale Sayers	20-126	11/26/78	Walter Payton	27-105
11/26/33	Bronko Nagurski	18-124	10/3/76	Walter Payton	18-104
10/21/56	Rick Casares	22-124	11/18/56	Rick Casares	27-104
11/6/66	Gale Sayers	21-124	10/23/72	Jim Harrison	31-103
10/1/78	Walter Payton	27-123	10/22/39	Joe Maniaci	15-102
10/16/77	Walter Payton	24-122	12/7/58	Rick Casares	22-102
9/17/50	George Gulyanics	26-121	12/4/77	Walter Payton	33-101
10/5/52	Kayo Dottley	24-121	10/10/34	Beattie Feathers	8-101
12/16/62	Joe Marconi	13-121	11/29/42	Gary Famiglietti	12-101
12/17/67	Gale Sayers	19-120	10/21/74	Carl Garrett	23-101
10/15/39	Bill Osmanski	15-119	9/3/78	Walter Payton	26-101
11/12/50	Chuck Hunsinger	14-119	11/20/49	John Hoffman	15-100
12/5/65	Gale Sayers	16-118	11/4/73	Bobby Douglass	19-100
11/18/51	Kayo Dottley	17-117			

Games, (100+) Season

- 10 Walter Payton, 1977
- 7 Rick Casares, 1956
Walter Payton, 1976
- 6 Walter Payton, 1978
- 5 Beattie Feathers, 1934
Gale Sayers, 1968

Longest Run From Scrimmage

- 86 Bill Osmanski, (TD) 10/15/39
- 85 Pete Stinchcomb, (TD) 11/20/21
- 82 Beattie Feathers, (TD) 10/10/34

Consecutive Seasons, (1,000+)

- 3 Walter Payton, 1976, 77, 78

Games, (200+) Season

- 2 Walter Payton, 1977

Games, (200+) Career

- 2 Walter Payton, 1975-78

Average Gain**Average Gain, Lifetime (250+)**

- 6.62 Bobby Douglass, 1969-75
- 5.77 Beattie Feathers, 1934-37
- 5.00 Gale Sayers, 1965-71

Average Gain, Season (100+)

- 9.94 Beattie Feathers, 1934
- 6.87 Bobby Douglass, 1972
- 6.20 Gale Sayers, 1968

Average Gain, Game (10+)

- 11.75 Joe Maniaci, 10/2/39
- 11.59 Gale Sayers, 12/18/66
- 11.18 Rick Casares, 12/16/56

Touchdowns**Touchdowns, Lifetime**

- 49 Rick Casares, 1955-64
- 45 Walter Payton, 1975-78
- 39 Gale Sayers, 1965-71
- 26 Hugh Gallarneau, 1941-42, 45-47
Willie Galimore, 1957-63

Touchdowns, Season

- 14 Gale Sayers, 1965
Walter Payton, 1977
- 13 Walter Payton, 1976
- 12 Rick Casares, 1956
- 11 Johnny Lujack, 1950
Walter Payton, 1978

Touchdowns, Game

- 4 Rick Casares, 10/28/56
Rick Casares, 12/6/59
Gale Sayers, 12/12/65
Bobby Douglass, 11/4/73
- 3 5 Players Tied

Consecutive Games, 1+ TDs

- 7 Gale Sayers, 10/26/69-12/6/69
Walter Payton, 10/3/76-11/14/76
- 6 Beattie Feathers, 9/30/34-10/28/34
Johnny Lujack, 10/1/50-11/12/50
Rick Casares, 11/1/59-12/6/59
Gale Sayers, 11/14/65-12/19/65

PASSING**Rating, Lifetime (400+ passes)**

- 75.0 Sid Luckman, 1939-50
- 73.4 Bill Wade, 1961-66
- 72.8 Rudy Bukich, 1958-59, 62-68

Rating, Season (100+)

- 107.8 Sid Luckman, 1943
- 95.5 Sid Luckman, 1941
- 93.7 Bill Wade, 1961

Passes**Passes, Lifetime**

- 1,744 Sid Luckman, 1939-50
- 1,407 Bill Wade, 1961-66
- 1,246 Ed Brown, 1954-61

Passes, Season

- 412 Bill Wade, 1962
- 385 Jack Concannon, 1970
- 362 George Blanda, 1953

Passes, Game

- 57 Bill Wade, 10/25/64
- 52 Johnny Lujack, 10/23/49
- 50 Jack Concannon, 12/20/70

Completions**Completions, Lifetime**

- 904 Sid Luckman, 1939-50
- 767 Bill Wade, 1961-66
- 607 Ed Brown, 1954-61

Completions, Season

- 225 Bill Wade, 1962
- 194 Jack Concannon, 1970
- 192 Bill Wade, 1963

Completions, Game

- 33 Bill Wade, 10/25/64
- 31 Virgil Carter, 12/6/69
- 29 Johnny Lujack, 10/23/49

Completion Percentage**Completion Percentage, Lifetime (250+ comp.)**

- 54.5 Bill Wade, 1961-66
- 54.0 Rudy Bukich, 1958-59, 62-68
- 51.8 Sid Luckman, 1939-50

300-Yard Passing Games

12/11/49 Johnny Lujack	39-24-468	10/9/60 Ed Brown	21-13-333
11/18/62 Bill Wade	46-28-466	10/29/50 Johnny Lujack	39-20-331
11/14/43 Sid Luckman	32-21-433	10/8/61 Bill Wade	25-13-330
10/17/54 George Blanda	47-21-359	11/25/62 Bill Wade	32-23-328
10/14/62 Bill Wade	34-18-356	10/11/59 Ed Brown	29-14-323
12/17/61 Bill Wade	34-23-355	11/19/61 Bill Wade	34-18-323
12/12/65 Rudy Bukich	32-16-347	10/25/64 Bill Wade	57-33-321
10/19/47 Sid Luckman	26-18-342	10/23/49 Johnny Lujack	52-29-319
9/20/64 Bill Wade	31-23-341	10/21/62 Bill Wade	26-13-318
10/24/54 George Blanda	46-28-338	10/12/47 Sid Luckman	25-14-314
12/13/70 Jack Concannon	34-21-338	12/13/53 George Blanda	37-20-306
11/19/67 Jack Concannon	24-11-336	12/6/69 Virg Carter	49-31-301
10/25/53 George Blanda	47-23-334		

Completion Percentage, Season (60+)

61.9 Rudy Bukich, 1964

57.1 Sid Luckman, 1941

Ed Brown, 1956

Completion Percentage, Game (10+)

86.7 Bob Williams, 10/12/52

83.3 Gene Ronzani, 10/22/44

Ed Brown, 11/20/55

Bill Wade, 11/8/64

Yards Passing

Yards Passing, Lifetime

14,686 Sid Luckman, 1939-50

9,958 Bill Wade, 1961-66

9,698 Ed Brown, 1954-61

Yards Passing, Season

3,172 Bill Wade, 1962

2,712 Sid Luckman, 1947

2,658 Johnny Lujack, 1949

Games, 300+ Yards, Lifetime

9 Bill Wade, 1961-66

4 George Blanda, 1949-58

Consecutive Games, 300+

2 Sid Luckman, 10/12/47-10/19/47

George Blanda, 10/17/54-10/24/54

Bill Wade, 10/14/62-10/21/62

Bill Wade, 11/18/62-11/25/62

Games, 300+ Yards, Season

4 Bill Wade, 1962

3 Bill Wade, 1961

2 4 Players Tied

Yards Passing, Game

468 Johnny Lujack, 12/11/49

466 Bill Wade, 11/18/62

433 Sid Luckman, 11/14/43

72 / CHICAGO

Longest Pass Completion

98 Bill Wade (to John Farrington),
(TD) 10/8/61

93 Jack Concannon (To Dick Gordon),
(TD) 11/19/67

91 Ed Brown (to Willard Dewveall),
(TD) 10/16/60

Touchdown Passes

Touchdown Passes, Lifetime

137 Sid Luckman, 1939-50

68 Bill Wade, 1961-66

63 Ed Brown, 1954-61

Touchdown Passes, Season

28 Sid Luckman, 1943

24 Sid Luckman, 1947

23 Johnny Lujack, 1949

Touchdown Passes, Game

7 Sid Luckman, 11/14/43

6 Johnny Lujack, 12/11/49

5 Ray Buivid, 12/5/37

Consecutive Games, 1+ TD Pass

19 Sid Luckman, 11/22/42-11/26/44

14 Sid Luckman, 10/12/47-10/17/48

Passes Had Intercepted

Passes Had Intercepted, Lifetime

132 Sid Luckman, 1939-50

88 Ed Brown, 1954-61

70 George Blanda, 1949-58

Passes Had Intercepted, Season

31 Sid Luckman, 1947

24 Bill Wade, 1962

Passes Had Intercepted, Game

7 Edmund (Zeke) Bratkowski, 10/2/60

5 7 Players Tied

Passes (none intercepted), Game

46 Bill Wade, 10/11/64

38 Bill Wade, 10/4/64

Percentage, Intercepted**Lowest Percentage, Lifetime (400+ passes)**

4.69 Bill Wade, 1961-66

5.13 Rudy Buckich, 1958-59, 62-68

5.47 Jack Concannon, 1967-71

Lowest Percentage, Season (100+)

2.88 Rudy Buckich, 1965

3.37 Bill Wade, 1963

4.00 Bobby Douglass, 1974

Average Gain**Average Gain, Lifetime (400+ passes)**

8.42 Sid Luckman, 1939-50

8.23 Bernie Masterson, 1934-40

7.79 Johnny Lujack, 1948-51

Average Gain, Season (100+)

10.86 Sid Luckman, 1943

9.924 Sid Luckman, 1941

9.923 Ed Brown, 1956

Average Gain, Game (10+)

17.09 Charlie O'Rourke, 11/22/42

16.88 Sid Luckman, 10/5/41

16.67 Gene Ronzani, 10/22/44

PASS RECEIVING**Pass Receptions, Lifetime**

356 Johnny Morris, 1958-67

316 Mike Ditka, 1961-66

238 Dick Gordon, 1965-71

Pass Receptions, Season

93 Johnny Morris, 1964

75 Mike Ditka, 1964

Pass Receptions, Game

14 Jim Keane, 10/23/49

13 Mike Ditka, 10/25/64

Consecutive Games, 1+

49 Mike Ditka, 12/3/61-10/10/65

30 Johnny Morris, 12/15/63-9/11/66

Yards Gained**Yards Gained, Lifetime**

5,059 Johnny Morris, 1958-67

4,616 Harlon Hill, 1954-61

Seasons, 1,000+ Yards

2 Harlon Hill, 1954, 56

1 3 Players Tied

Yards Gained, Season

1,200 Johnny Morris, 1964

1,128 Harlon Hill, 1956

1,124 Harlon Hill, 1954

Games 100+ Yards, Lifetime

19 Harlon Hill, 1954-61

15 Johnny Morris, 1958-67

14 Mike Ditka, 1961-66

Consecutive Games, 100+

3 Harlon Hill, 11/11/56-11/25/56

2 7 Players Tied

Games, 100+ Yards, Season

7 Harlon Hill, 1954

6 Harlon Hill, 1956

Johnny Morris, 1964

Yards Gained, Game

214 Harlon Hill, 10/31/54

201 Johnny Morris, 11/18/62

198 Harlon Hill, 10/21/56

Longest Pass Reception98 John Farrington (from Bill Wade),
(TD) 10/8/6193 Dick Gordon (from Jack Concannon),
(TD) 11/19/6791 Willard Dewveall (from Ed Brown)
(TD) 10/16/60**150-Yard Pass Receiving Games**

10/31/54	Harlon Hill	7-214	12/15/63	Johnny Morris	8-171
11/18/62	Johnny Morris	10-201	10/25/64	Mike Ditka	13-168
10/21/56	Harlon Hill	9-198	10/25/53	Jim Dooley	6-164
11/25/56	Harlon Hill	7-195	11/20/60	Willard Dewveall	6-163
10/23/49	Jim Keane	14-193	12/14/47	Jim Keane	7-161
11/12/61	Mike Ditka	9-190	11/15/70	Dick Gordon	5-158
11/8/64	Johnny Morris	10-183	12/7/47	George McAfee	9-157
11/19/67	Dick Gordon	4-178	12/9/62	Mike Ditka	6-155
10/29/50	Ken Kavanaugh	8-177	10/30/55	Harlon Hill	8-151
12/11/49	John Hoffman	8-174	12/16/51	Gene Schroeder	4-150

Average Gain

Average Gain, Lifetime (75+ rec.)

- 22.38 Ken Kavanaugh, 1940-41, 45-50
21.67 Ray (Scooter) McLean, 1940-47

Average Gain, Season (30+)

- 25.56 Ken Kavanaugh, 1947
24.98 Harlon Hill, 1954

Average Gain, Game (4+)

- 44.75 Dick Gordon, 11/19/67
37.50 Gene Schroeder, 12/16/51

Touchdowns

Touchdowns, Lifetime

- 50 Ken Kavanaugh, 1940-41, 45-50
40 Harlon Hill, 1954-61

Touchdowns, Season

- 13 Ken Kavanaugh, 1947
Dick Gordon, 1970
12 Harlon Hill, 1954
Mike Ditka, 1961

Touchdowns, Game

- 4 Harlon Hill, 10/31/54
Mike Ditka, 10/13/63
3 6 Players Tied

Consecutive Games, 1+ TD

- 7 Ken Kavanaugh, 11/2/47-12/14/47
5 Mike Ditka, 10/22/61-11/19/61

INTERCEPTIONS BY

Interceptions By, Lifetime

- 37 Richie Petitbon, 1959-68
27 Bennie McRae, 1962-70
26 Dave Whitsell, 1961-66

Interception By, Season

- 9 Roosevelt Taylor, 1963
8 Clyde (Bulldog) Turner, 1942
Johnny Lujack, 1948
Richie Petitbon, 1963

Interceptions By, Game

- 3 Hank Margarita, 11/11/45
Johnny Lujack, 9/26/48
Richie Petitbon, 9/24/67
Curtiss Gentry, 11/19/67
Ross Brupbacher, 12/12/76

Consecutive Games, 1+

- 4 Clyde (Bulldog) Turner, 9/27/42-10/18/42
S. J. Whitman, 12/13/53-10/10/54
Ken Gorgal, 10/9/55-10/30/55
Erich Barnes, 10/12/58-11/2/58
Richie Petitbon, 12/10/61-9/23/62
Charlie Ford, 10/28/73-11/18/73

Yards Returned

Yards Returned, Lifetime

- 643 Richie Petitbon, 1959-68
485 Bennie McRae, 1962-70
414 Roosevelt Taylor, 1961-69

Yards Returned, Season

- 212 Richie Petitbon, 1962
182 J. C. Caroline, 1956
172 Don Kindt, 1953
Roosevelt Taylor, 1963

Yards Returned, Game

- 101 Richie Petitbon, 12/9/62
96 Clyde (Bulldog) Turner, 10/26/47
Roosevelt Taylor, 10/20/68
89 Bennie McRae, 10/24/65

Longest Interception Return

- 101 Richie Petitbon, (TD) 12/9/62
96 Clyde (Bulldog) Turner, (TD) 10/26/47
Roosevelt Taylor, (TD) 10/20/68
89 Bennie McRae, (TD) 10/24/65

Touchdowns

Touchdowns, Lifetime

- 4 Bennie McRae, 1962-70
3 Richie Petitbon, 1959-68
Roosevelt Taylor, 1961-69

Touchdowns, Season

- 2 Jerry Weatherly, 1950
J. C. Caroline, 1956
Bennie McRae, 1967

Touchdowns, Game

- 1 By many players. Last:
Virgil Livers, 12/4/78

PUNTING

Punts

Punts, Lifetime

- 833 Bobby Joe Green 1962-73
462 Bob Parsons, 1972-78
343 Ed Brown, 1954-61
243 Fred (Curley) Morrison, 1950-53

Punts, Season

- 99 Bob Parsons, 1976
96 Bob Parsons, 1978
93 Bob Parsons, 1975
90 Bob Parsons, 1974
83 Bobby Joe Green, 1970

Punts, Game

- 14 Keith Molesworth, 12/10/33
11 Ed Brown, 11/29/59
Bobby Joe Green, 12/2/73
Bob Parsons, 12/12/76

Yards Punting

Yards Punting, Lifetime

- 35,057 Bobby Joe Green, 1962-73
- 17,646 Bob Parsons, 1972-78
- 13,912 Ed Brown, 1954-61
- 10,170 Fred (Curley) Morrison, 1950-53

Yards Punting, Season

- 3,726 Bob Parsons, 1976
- 3,625 Bob Parsons, 1975
- 3,549 Bob Parsons, 1978
- 3,408 Bob Parsons, 1974
- 3,395 Bobby Joe Green, 1970

Yards Punting, Game

- 517 Keith Molesworth, 12/10/33
- 476 Bob Parsons, 11/6/77
- 471 George Gulyanics, 11/14/48
- 441 Bob Parsons, 10/5/75

Longest Punt

- 94 Joe Lintzenich, 11/16/31
- 79 George McAfee, 11/17/40
- 78 Sid Luckman, 10/31/43

Average

Average, Lifetime (75+ punts)

- 44.53 George Gulyanics, 1947-52
- 42.09 Bobby Joe Green, 1962-73
- 41.85 Fred (Curley) Morrison, 1950-53

Average, Season (30+ punts)

- 46.47 Bobby Joe Green, 1963
- 44.52 Bobby Joe Green, 1964
- 44.22 George Gulyanics, 1948

Average, Game (4+ punts)

- 57.25 Fred (Curley) Morrison, 11/16/52
- 53.40 Ed Brown, 10/30/60
- 52.43 Bobby Joe Green, 12/1/63

Punts Had Blocked

Punts Had Blocked, Lifetime

- 5 Ed Brown, 1954-61
- 4 Fred (Curley) Morrison, 1950-53
- Bob Parsons, 1972-78

Punts Had Blocked, Season

- 2 Fred (Curley) Morrison, 1953
- Ed Brown, 1960
- Jon Kilgore, 1968
- Bob Parsons, 1977

Punts Had Blocked, Game

- 2 Jon Kilgore, 12/8/68
- 1 By many players. Last:
Bob Parsons, 11/20/77

PUNT RETURNS

Punt Returns, Lifetime

- 112 George McAfee, 1940-41, 45-50

104 Johnny Morris, 1958-67

- 86 Ron Smith, 1965, 70-72
- Virgil Livers, 1975-78

Punt Returns, Season

- 42 Virgil Livers, 1975
- 36 Ike Hill, 1973

Punt Returns, Game

- 7 George McAfee, 10/15/50
- Ron Smith, 10/15/50
- Steve Schubert, 12/4/77
- 6 4 Players Tied

Fair Catches

Fair Catches, Lifetime

- 37 Steve Schubert, 1975-78
- 32 Gale Sayers, 1965-71
- 24 Cecil Turner, 1968-73
- 19 Johnny Morris, 1958-67

Fair Catches, Season

- 21 Steve Schubert, 1978
- 17 Cecil Turner, 1968
- 12 Dick Gordon, 1967
- 11 Gale Sayers, 1966

Fair Catches, Game

- 4 Cecil Turner, 10/28/68
- Steve Schubert, vs G.B., 10/8/78
- Steve Schubert, vs G.B., 12/10/78
- 3 6 Players Tied

Yards Returned

Yards Returned, Lifetime

- 1,431 George McAfee, 1940-41, 45-50
- 893 Johnny Morris, 1958-67
- 738 Virgil Livers, 1975-78
- 635 J. R. Boone, 1948-51

Yards Returned, Season

- 456 Virgil Livers, 1975
- 417 George McAfee, 1948
- 284 George McAfee, 1950

Yards Returned, Game

- 134 Gale Sayers, 12/12/65
- 108 George McAfee, 10/10/48
- 102 Ray (Scooter) McLean, 10/11/42

Longest Punt Return

- 89 Ray (Scooter) McLean, (TD) 10/11/42
- 85 Gale Sayers, (TD) 12/12/65
- 78 Johnny Morris, (TD) 10/11/59

Average Return

Average Return, Lifetime (25+)

- 14.81 Ray (Scooter) McLean, 1940-47
- 14.48 Gale Sayers, 1965-71

Average Return, Season (1+ Per Game)

- 15.80 Harry Clark, 1943
 14.88 Gale Sayers, 1965

Highest Average Return, Game (3+)

- 36.00 George McAfee, 10/10/48
 34.00 Ray (Scooter) McLean, 10/11/42
 26.80 Gale Sayers, 12/12/65

Touchdowns**Touchdowns, Lifetime**

- 3 Ray (Scooter) McLean, 1940-47
 2 George McAfee, 1940-41, 45-50
 Gale Sayers, 1965-71
 Steve Schubert, 1975-78

Touchdowns, Season

- 1 By many players.

Touchdowns, Game

- 1 By many players. Last:
 Steve Schubert, vs. Wash., 12/16/78

KICKOFF RETURNS**Kickoff Returns, Lifetime**

- 108 Cecil Turner, 1968-73
 91 Gale Sayers, 1965-71
 85 Ron Smith, 1965, 70-72

Kickoff Returns, Season

- 31 Cecil Turner, 1971
 30 Ron Smith, 1972

Kickoff Returns, Game

- 8 Brian Baschnagel, 11/6/77
 6 Charlie Sumner, 11/27/55
 Ron Smith 11/19/72
 Brian Baschnagel, 11/13/77
 5 9 Players Tied

Yards Returned**Yards Returned, Lifetime**

- 2,781 Gale Sayers, 1965-71
 2,616 Cecil Turner, 1968-73
 2,263 Ron Smith, 1965, 70-72

Yards Returned, Season

- 924 Ron Smith, 1972
 754 Brian Baschnagel, 1976
 752 Cecil Turner, 1970
 718 Gale Sayers, 1966

Yards Returned, Game

- 208 Ron Smith, 11/19/72
 185 Brian Baschnagel, 11/6/77
 178 Ron Smith, 12/17/72
 170 Gale Sayers, 10/17/65

Longest Kickoff Return

- 103 Gale Sayers, (TD) 9/17/67
 100 Don Bingham, (TD) 11/18/56
 99 Willie Galimore, (TD) 10/4/58

Average Return**Average Return, Lifetime (25+)**

- 30.56 Gale Sayers, 1965-71
 26.62 Ron Smith, 1965, 70-72
 25.58 Willie Galimore, 1957-63
 24.53 Brian Baschnagel, 1976-78

Average Return, Season (1+ per game)

- 37.69 Gale Sayers, 1967
 32.70 Cecil Turner, 1970
 31.71 Walter Payton, 1975

Average Return, Game (3+)

- 52.00 Cecil Turner, 9/19/70
 48.67 Dick Gordon, 9/16/66
 48.33 Gale Sayers, 12/3/67

Touchdowns**Touchdowns, Lifetime**

- 6 Gale Sayers, 1965-71
 4 Cecil Turner, 1968-73

Touchdowns, Season

- 4 Cecil Turner, 1970
 3 Gale Sayers, 1967
 2 Gale Sayers, 1966

Touchdowns, Game

- 1 By many players. Last:
 Brian Baschnagel, 10/23/77

FUMBLES**Fumbles, Lifetime**

- 35 Rick Casares, 1955-64
 34 Willie Galimore, 1957-63
 Gale Sayers, 1965-71
 28 Bobby Douglass, 1969-75

Fumbles, Season

- 14 Gary Huff, 1974
 13 Carl Garrett, 1973
 12 Chick Jagade, 1954
 Rudy Bukich, 1965

Fumbles, Game

- 4 Hugh Gallarneau, 12/1/46
 Rudy Bukich, 12/5/65
 3 9 Players Tied

Total Fumbles Recovered**Fumbles Recovered, Lifetime**

- 27 Dick Butkus, 1965-73 (2-own, 25-opp)
 21 Joe Fortunato, 1955-66 (21-opp)
 17 Bill George, 1952-65 (1-own, 16-opp)

Fumbles Recovered, Season

- 7 Dick Butkus, 1965 (1-own, 6-opp)
Gary Huff, 1974 (7-own)
- 6 Don Kindt, 1947 (3-own, 3-opp)
Jack Concannon, 1970 (6-own)

Fumbles Recovered, Game

- 3 Gary Huff, (3-own) 9/15/74
Virgil Livers, (3-own) 10/5/75
- 2 By many players.

Own Fumbles Recovered

Own Fumbles Recovered, Lifetime

- 13 Gale Sayers, 1965-71
- 10 Ed Brown, 1954-61
- 9 Johnny Morris, 1958-67
Ron Bull, 1962-70

Own Fumbles Recovered, Season

- 7 Gary Huff, 1974
- 6 Jack Concannon, 1970
- 5 Bobby Douglass, 1972

Own Fumbles Recovered, Game

- 3 Gary Huff, 9/15/74
Virgil Livers, 10/5/75

Opponents' Fumbles Recovered

Opponents' Fumbles Recovered, Lifetime

- 25 Dick Butkus, 1965-73
- 21 Joe Fortunato, 1955-66
- 16 Bill George, 1952-65

Opponents' Fumbles Recovered, Season

- 6 Dick Butkus, 1965
- 5 Ed O'Bradovich, 1962
- 4 7 Players Tied

Opponents' Fumbles Recovered, Game

- 2 By many players. Last:
Ross Brupbacher, 11/21/76

Yards Returned (Total Fumbles)

Yards Returned, Lifetime

- 128 Charlie Sumner, 1955, 58-60 (128-opp)
- 111 Ed Sprinkle, 1944-55 (1-own, 110-opp)
- 84 Larry Brink, 1954 (84-opp)

Yards Returned, Season

- 101 Charlie Sumner, 1958 (101-opp)
- 84 Larry Brink, 1954 (84-opp)
- 62 Bill Garrett, 1950 (62-opp)

Yards Returned, Game

- 86 Charlie Sumner, 12/7/58
- 84 Larry Brink, 11/28/54
- 62 Bill Garrett, 11/5/50

Yards Returned (Own Fumbles)

Yards Returned, Lifetime

- 36 John Adams, 1959-62
- 24 Ike Hill, 1973-74
- 22 Ron Bull, 1962-70

Yards Returned, Season

- 36 John Adams, 1961
- 24 Ike Hill, 1973
- 21 Ron Bull, 1962

Yards Returned, Game

- 36 John Adams, 11/19/61
- 24 Ike Hill, 11/12/73
- 21 Ron Bull, 11/4/62

Longest Return, Own Fumble

- 36 John Adams, 11/19/61
- 24 Ike Hill, 11/12/73
- 21 Ron Bull, 11/4/62

Yards Returned (Opponents' Fumbles)

Yards Returned, Lifetime

- 128 Charlie Sumner, 1955, 58-60
- 110 Ed Sprinkle, 1944-55
- 84 Larry Brink, 1954

Yards Returned, Season

- 101 Charlie Sumner, 1958
- 84 Larry Brink, 1954
- 62 Bill Garrett, 1950

Yards Returned, Game

- 86 Charlie Sumner, 12/7/58
- 84 Larry Brink, 11/28/54
- 62 Bill Garrett, 11/5/50

Longest Return (Opponents' Fumble)

- 98 George Halas, (TD) 11/4/23
- 86 Charlie Sumner, (TD) 12/7/58
- 84 Larry Brink, (TD) 11/28/54

Touchdowns (Total Fumbles)

Touchdowns, Lifetime

- 2 Fred Evans, 1948 (2-opp)
Ken Kavanaugh, 1940-41, 45-50 (2-own)
Ed Sprinkle, 1944-55 (2-opp)
Mike Ditka, 1961-66 (2-own)

Touchdowns, Season

- 2 Fred Evans, 1948 (2-opp)

Touchdowns, Game

- 2 Fred Evans, (2-opp) 11/28/48
- 1 By many players. Last:
Dick Butkus, (opp) 10/28/73

Touchdowns (Own Fumbles)

Touchdowns, Lifetime

- 2 Ken Kavanaugh, 1940-41, 45-50
Mike Ditka, 1961-66

Touchdowns, Season

- 1 By many players.

Touchdowns, Game

- 1 By many players. Last:
Johnny Musso, 11/31/76

Touchdowns (Opponents' Fumbles)

Touchdowns, Lifetime

- 2 Fred Evans, 1948
Ed Sprinkle, 1944-55

Touchdowns, Season

- 2 Fred Evans, 1948

Touchdowns, Game

- 2 Fred Evans, 11/28/48
- 1 By many players. Last:
Dick Butkus, 10/28/73

TAKEAWAYS

(Interceptions and Opponents' Fumbles Recovered)

Takeaways, Lifetime

- 47 Dick Butkus, 1965-73
(22-int, 25-opp fum rec)
- 44 Richie Petitbon, 1959-68
(37-int, 7-opp fum rec)
- 37 Joe Fortunato, 1955-66
(16-int, 21-opp fum rec)

Takeaways, Season

- 12 Roosevelt Taylor, 1963
(9-int, 3-opp fum rec)
- 11 Dick Butkus, 1965
(5-int, 6-opp fum rec)
- 10 Richie Petitbon, 1963
(8-int, 2-opp fum rec)
- Ross Brupbacher, 1977
(7-int, 3-opp fum rec)

Takeaways, Game

- 4 Bill George, (2-int, 2-opp fum rec)
12/3/61
- 3 9 Players Tied

COMBINED NET YARDS GAINED

(Includes Attempts and Yards Gained on Rushes, Pass Receptions and Returns of Interceptions, Punts, Kickoffs and Fumbles)

Attempts

Attempts, Lifetime

- | | |
|-------|------------------------|
| 1,579 | Rick Casares, 1955-64 |
| 1,321 | Walter Payton, 1975-78 |
| 1,234 | Gale Sayers, 1965-71 |
| 977 | Ron Bull, 1962-70 |

Attempts, Season

- | | |
|-----|---------------------|
| 383 | Walter Payton, 1978 |
| 373 | Walter Payton, 1977 |
| 327 | Walter Payton, 1976 |
| 295 | Gale Sayers, 1966 |
| 269 | Gale Sayers, 1969 |
| 262 | Rick Casares, 1956 |

Attempts, Game

- | | |
|----|-------------------------|
| 41 | Walter Payton, 11/20/77 |
| 37 | Walter Payton, 11/7/76 |
| 34 | Walter Payton, 11/13/77 |
| | Walter Payton, 12/11/77 |

Yards Gained

Yards Gained, Lifetime

- | | |
|-------|------------------------|
| 9,435 | Gale Sayers, 1965-71 |
| 8,276 | Johnny Morris, 1958-67 |
| 7,308 | Rick Casares, 1955-64 |
| 6,966 | Walter Payton, 1975-78 |

Yards Gained, Season

- | | |
|-------|---------------------|
| 2,440 | Gale Sayers, 1966 |
| 2,272 | Gale Sayers, 1965 |
| 2,216 | Walter Payton, 1977 |
| 1,875 | Walter Payton, 1978 |
| 1,689 | Gale Sayers, 1967 |

Yards Gained, Game

- | | |
|-----|-----------------------------------|
| 339 | Gale Sayers, vs. Minn., 12/18/66 |
| 336 | Gale Sayers, vs. S.F., 12/12/65 |
| 300 | Walter Payton, vs. N.O., 12/21/75 |

Team Records

OFFENSE WON-LOST

+ Winning Percentage, Season

- | | | |
|-------|-----------------|------|
| 1,000 | 1934 (13 games) | 13-0 |
| | 1942 (11 games) | 11-0 |

- Winning Percentage, Season

- | | | |
|------|-----------------|------|
| .071 | 1969 (14 games) | 1-13 |
|------|-----------------|------|

Consecutive Games Won

- | | |
|----|----------------------------|
| 17 | Nov. 26, 1933-Dec. 2, 1934 |
| 16 | Nov. 9, 1941-Dec. 6, 1942 |

Consecutive Games Without Losing

- | | |
|----|----------------------------|
| 24 | Nov. 9, 1941-Nov. 14, 1943 |
|----|----------------------------|

Consecutive Games Lost

- | | |
|---|----------------------------|
| 8 | Dec. 15, 1968-Nov. 2, 1969 |
| | Sept. 25-Nov. 12, 1978 |

Consecutive Games Without Winning
10 Nov. 23, 1929-Sept. 28, 1930

SCORING

Most Points, Season

409 1965 (14 games)
396 1941 (11 games)

Fewest Points, Season

133 1933 (13 games)
151 1932 (14 games)

Most Points, Game

61 vs. S.F., Dec. 12, 1965

Touchdowns

Most Touchdowns, Season

56 1941 (11 games)
54 1965 (14 games)

Fewest Touchdowns, Season

16 1933 (13 games)
18 1974 (14 games)

Most Touchdowns, Game

9 vs. S.F., Dec. 12, 1965

Extra Points

Most Extra Points, Season

52 1965 (14 games)
51 1948 (12 games)

Fewest Extra Points, Season

15 1933 (13 games)
16 1932 (14 games)

Extra Points Missed, Season

11 1939 (11 games)
1941 (11 games)

Extra Points (no misses), Season

37 1955 (12 games)

Extra Points, Game

8 vs. N.Y., Nov. 14, 1943
vs. Wash., Oct. 26, 1947

Extra Points Missed, Game

3 vs. Phil., Oct. 13, 1935 (3/6)
vs. N.Y., Nov. 8, 1936 (1/4)
vs. Pitt., Oct. 2, 1939 (2/5)
vs. Chi. Cards, Oct. 12, 1941 (5/8)
vs. Clev., Nov. 9, 1941 (1/4)

Field Goals

+ Field Goals, Season

25 1968 (14 games)

- Field Goals, Season

0 1944 (10 games)
1947 (12 games)

Since 1961:

8 1969 (14 games)

Field Goals, Game

5 vs. Det., Dec. 3, 1961
vs. Phil., Oct. 20, 1968

Field Goals Attempted, Season

36 1968 (14 games)

Fewest Attempted, Season

0 1944 (10 games)
Since 1961:

13 1974 (14 games)

Field Goals Attempted, Game

7 vs. G.B., Nov. 17, 1963

Safeties

Most Safeties, Season

2 1933 (13 games)
1938 (11 games)
1952 (12 games)
1969 (14 games)
1976 (14 games)

Most Safeties, Game

2 vs. Pit., Nov. 9, 1969

FIRST DOWNS

+ First Downs, Season

263 1947 (12 games)
262 1978 (16 games)
257 1963 (14 games)
1965 (14 games)

- First Downs, Season

114 1937 (11 games)
115 1933 (13 games)
Since 1961:
175 1967 (14 games)

+ First Downs, Game

30 vs. N.Y. Yanks, Dec. 9, 1951

- First Downs, Game

2 vs. G.B., Dec. 10, 1933

Rushing

+ First Downs Rushing, Season

141 1950 (12 games)
1951 (12 games)

- First Downs Rushing, Season

55 1970 (14 games)

+ First Downs Rushing, Game

19 vs. G.B., Nov. 6, 1955
vs. G.B., Oct. 30, 1977

- **First Downs Rushing, Game**
0 vs. Chi. Cards, Oct. 14, 1945
vs. Balt., Oct. 5, 1957

Passing

- + **First Downs Passing, Season**
144 1954 (12 games)
141 1964 (14 games)
- **First Downs Passing, Season**
41 1940 (11 games)
48 1942 (11 games)
54 1972 (14 games)
- + **First Downs Passing, Game**
21 vs. Dall., Nov. 18, 1962
- **First Downs Passing, Game**
0 vs. G.B., Nov. 7, 1937
vs. G.B., Sept. 28, 1941

By Penalty

- + **First Downs By Penalty, Season**
32 1963 (14 games)
- **First Downs By Penalty, Season**
5 1939 (11 games)
Since 1961:
12 1972 (14 games)
1977 (14 games)

- First Downs By Penalty, Game**
9 vs. Clev., Nov. 25, 1951

NET YARDS GAINED (RUSHING & PASSING)

- + **Yards Gained, Season**
5,053 1947 (12 games)
4,897 1965 (14 games)
- **Yards Gained, Season**
2,641 1937 (11 games)
Since 1961:
3,129 1973 (14 games)
- + **Yards Gained, Game**
682 vs. N.Y. Giants, Nov. 14, 1943
- **Yards Gained, Game**
66 vs. Den., Dec. 5, 1971

RUSHING Attempts

- Most Attempts, Season**
634 1978 (16 games)
- Fewest Attempts, Season**
353 1954 (12 games)
1970 (14 games)

- Most Attempts, Game**
72 vs. Brk., Oct. 20, 1935

- Fewest Attempts, Game**
14 vs. Minn., Dec. 13, 1964

Yards Gained

- Most Yards Gained, Season**
2,847 1934 (13 games)
- Fewest Yards Gained, Season**
1,092 1970 (14 games)
- Most Yards Gained, Game**
408 vs. Brk., Oct. 20, 1935
- Fewest Yards Gained, Game**
1 vs. L.A., Oct. 26, 1952

Average Gain

- Highest Average Gain, Season**
5.19 1934 (13 games)
4.75 1968 (14 games)
- Lowest Average Gain, Season**
3.08 1953 (12 games)
3.09 1970 (14 games)
- Highest Average Gain, Game**
13.75 vs. Cin., Sept. 30, 1934
- Lowest Average Gain, Game**
0.03 vs. L.A., Oct. 26, 1952

Touchdowns

- Most Touchdowns, Season**
30 1941 (11 games)
27 1965 (14 games)
- Fewest Touchdowns, Season**
3 1933 (13 games)
1970 (14 games)
- Most Touchdowns, Game**
6 vs. Det., Oct. 19, 1941

PASSING Passes

- Most Passes, Season**
494 1964 (14 games)
- Fewest Passes, Season**
147 1937 (11 games)
Since 1961:
205 1972 (14 games)
- Most Passes, Game**
59 vs. N.Y. Giants, Oct. 23, 1949
- Fewest Passes, Game**
4 vs. Det., Oct. 15, 1967

Completions

- Most Completions, Season**
282 1964 (14 games)

Fewest Completions, Season

56 1937 (11 games)
Since 1961:

78 1972 (14 games)

Most Completions, Game

34 vs. N.Y. Giants, Oct. 23, 1949

Fewest Completions, Game

1 vs. G.B., Oct. 27, 1935
vs. Det., Nov. 25, 1937
vs. G.B., Sept. 18, 1938
vs. G.B., Sept. 28, 1941
vs. Phil., Dec. 10, 1972

Completion Percentage

Highest Percentage, Season

57.1 1964 (14 games)

Lowest Percentage, Season

29.7 1934 (13 games)

Highest Percentage, Game (10+ comp.)

78.9 vs. L.A., Nov. 26, 1961

Lowest Percentage, Game (10+ passes)

11.7 vs. Den., Dec. 12, 1976

Yards Passing (Net Since 1952)

Most Yards Passing, Season

3,104 1954 (12 games)

Fewest Yards Passing, Season

955 1934 (13 games)
1,108 1972 (14 games)

Most Yards Passing, Game

488 vs. N.Y. Giants, Nov. 14, 1943

Fewest Yards Passing, Game

-16 vs. Hous., Nov. 6, 1977

Times Sacked

Most Times Sacked, Season

55 1969 (14 games)

Fewest Times Sacked, Season

20 1963 (14 games)

Most Times Sacked, Game

9 vs. Minn., Nov. 2, 1969
vs. Den., Dec. 5, 1971

Yards Lost Attempting To Pass

+ Yards Lost, Season

439 1969 (14 games)

- Yards Lost, Season

109 1947 (12 games)
175 1972 (14 games)

+ Yards Lost, Game

70 vs. Den., Dec. 5, 1971

Touchdown Passes

+ Touchdown Passes, Season

29 1947 (12 games)

- Touchdown Passes, Season

5 1950 (12 games)

+ Touchdown Passes, Game

7 vs. N.Y., Nov. 14, 1943

Passes Had Intercepted

+ Passes Had Intercepted, Season

35 1947 (12 games)
1954 (12 games)

- Passes Had Intercepted, Season

11 1941 (11 games)
12 1945 (10 games)
1965 (14 games)

+ Passes Had Intercepted, Game

8 vs. Det., Sept. 22, 1968

Percentage, Intercepted

+ Percentage, Intercepted, Season
14.95 1942 (11 games)

- Percentage, Intercepted, Season

3.32 1965 (14 games)

Average Gain Per Pass

+ Average Gain, Season

10.21 1941 (11 games)

- Average Gain, Season

4.97 1934 (13 games)
5.02 1969 (14 games)

PUNTING

Punts

Most Punts, Season

100 1976 (14 games)
96 1978 (16 games)
94 1975 (14 games)

Fewest Punts, Season

32 1941 (11 games)
58 1965 (14 games)

Most Punts, Game

17 vs. G.B., Oct. 22, 1933
14 vs. G.B., Dec. 10, 1933

Fewest Punts, Game

0 vs. G.B., Nov. 6, 1955
vs. N.Y., Nov. 28, 1965
vs. Det., Oct. 1, 1972

Average

Highest Average, Season

46.47 1963 (14 games)

Lowest Average, Season

35.73 1945 (10 games)

+ Average, Game (4+ punts)

57.25 vs. L.A., Nov. 16, 1952

- Average, Game (4+ punts)

25.00 vs. Card-Pitt., Dec. 3, 1944

PUNT RETURNS**Most Returns, Season**

60 1950 (12 games)

57 1970 (14 games)

Fewest Returns, Season

19 1968 (14 games)

Most Returns, Game

11 vs. Chi. Cards, Oct. 8, 1950

Fair Catches**Most Fair Catches, Season**

28 1967 (14 games)

Fewest Fair Catches, Season

3 1975 (14 games)

Most Fair Catches, Game

6 vs. St. L., Oct. 31, 1966

vs. Minn., Dec. 10, 1967

Yards Returned**Most Yards, Season**

781 1948 (12 games)

Fewest Yards, Season

81 1968 (14 games)

Most Yards, Game

151 vs. Chi. Cards, Oct. 12, 1941

Fewest Yards, Game

-6 vs. Minn., Dec. 19, 1965

Average Return**Highest Average, Season**

20.22 1941 (11 games)

Lowest Average, Season

3.40 1957 (12 games)

Touchdowns**Most Touchdowns, Season**

2 1941 (11 games)

Most Touchdowns, Game1 in many games. Last:
vs. Wash., Dec. 16, 1978**KICKOFF RETURNS****Most Returns, Season**

74 1975 (14 games)

Fewest Returns, Season

20 1942 (11 games)

26 1963 (14 games)

Most Returns, Game

10 vs. Chi. Cards, Nov. 27, 1955

Fewest Returns, Game

0 vs. Pitt., Oct. 26, 1941

vs. Clev., Nov. 29, 1942

vs. G.B., Nov. 7, 1943

vs. G.B., Sept. 26, 1948

vs. G.B., Sept. 25, 1949

vs. S.F., Nov. 19, 1950

vs. Balt., Oct. 10, 1954

Yards Returned**Most Yards, Season**

1,644 1975 (14 games)

Fewest Yards, Season

424 1963 (14 games)

Most Yards, Game

304 vs. G.B., Nov. 9, 1952

Fewest Yards, Game0 in many games. Last:
vs. Minn., Oct. 1, 1967**Average Return****Highest Average Return, Season**

29.38 1972 (14 games)

Lowest Average Return, Season

16.31 1963 (14 games)

Touchdowns**Most Touchdowns, Season**

4 1970 (14 games)

Most Touchdowns, Game2 vs. G.B., Sept. 22, 1940
vs. G.B., Nov. 9, 1952**FUMBLES****Most Fumbles, Season**

56 1938 (11 games)

Fewest Fumbles, Season

16 1963 (14 games)

Most Fumbles, Game

8 vs. Chi. Cards, Sept. 11, 1938

Total Fumbles Recovered**Most Recovered, Season**

51 1938 (11 games)

Fewest Recovered, Season

15 1943 (10 games)

16 1978 (16 games)

20 1969 (14 games)

Most Recovered, Game

- 8 vs. Clev., Nov. 24, 1940
- vs. Balt., Dec. 5, 1965
- vs. N.Y. Giants, Dec. 18, 1977

Own Fumbles Recovered**Most Own Recovered, Season**

- 37 1938 (11 games)
- 19 1942 (11 games)

Fewest Own Recovered, Season

- 5 1955 (12 games)
- 1963 (14 games)

Most Own Recovered, Game

- 7 vs. Chi. Cards, Sept. 11, 1938
- vs. N.Y. Giants, Dec. 18, 1977

Opponents' Fumbles Recovered**Most Opponents' Recovered, Season**

- 26 1952 (12 games)
- 24 1962 (14 games)
- 1965 (14 games)

Fewest Opponents' Recovered, Season

- 6 1943 (10 games)
- 11 1969 (14 games)

Most Opponents' Recovered, Game

- 5 vs. Clev., Sept. 15, 1939
- vs. Det., Nov. 22, 1942
- vs. Phil., Oct. 12, 1947
- vs. Chi. Cards, Dec. 14, 1952
- vs. G.B., Nov. 6, 1955
- vs. Chi. Cards, Nov. 29, 1959
- vs. Den., Sept. 30, 1973

Fumbles Lost**Most Lost, Season**

- 26 1973 (14 games)

Fewest Lost, Season

- 8 1978 (16 games)
- 10 1956 (12 games)
- 1960 (12 games)
- 11 1963 (14 games)

Most Lost, Game

- 5 vs. Chi. Cards, Dec. 1, 1940
- vs. Chi. Cards, Dec. 7, 1941
- vs. G.B., Nov. 9, 1947
- vs. Det., Nov. 23, 1952
- vs. Det., Dec. 14, 1958
- vs. Dall., Sept. 16, 1973

Touchdowns**(Total Fumbles Recovered)****Touchdowns (Total Fumbles), Season**

- 5 1942 (11 games)

Touchdowns (Total Fumbles), Game

- 2 vs. Wash., Nov. 28, 1948

PENALTIES**Most Penalties, Season**

- 122 1948 (12 games)

Fewest Penalties, Season

- 57 1955 (12 games)
- 69 1962 (14 games)

Most Penalties, Game

- 22 vs. Phil., Nov. 26, 1944

Fewest Penalties, Game

- 0 vs. Clev., Oct. 9, 1938
- vs. Minn., Oct. 23, 1972

Yards Penalized**Most Yards Penalized, Season**

- 1,194 1968 (14 games)

Fewest Yards Penalized, Season

- 498 1955 (12 games)
- 574 1972 (14 games)

Most Yards Penalized, Game

- 170 vs. Phil., Nov. 26, 1944

Fewest Yards Penalized, Game

- 0 vs. Clev., Oct. 9, 1938
- vs. Minn., Oct. 23, 1972

**DEFENSE
SCORING****Most Points Allowed, Season**

- 379 1964 (14 games)
- 1975 (14 games)

Fewest Points Allowed, Season

- 44 1932 (14 games)

Most Points Allowed, Game

- 53 vs. Chi. Cards, Nov. 27, 1955

Touchdowns**Most TDs Allowed, Season**

- 48 1975 (14 games)

Fewest TDs Allowed, Season

- 6 1932 (14 games)

Most TDs Allowed, Game

- 7 vs. Chi. Cards, Nov. 27, 1955
- vs. Balt., Oct. 4, 1958
- vs. G.B., Sept. 30, 1962
- vs. Balt., Sept. 27, 1964
- vs. S.F., Sept. 19, 1965

Extra Points**Most Allowed, Season**

- 47 1975 (14 games)

Fewest Allowed, Season

- 4 1932 (14 games)

Most Missed by Opponents, Season

6 1955 (12 games)

Most Allowed, Game7 vs. G.B., Sept. 30, 1962
vs. Balt., Sept. 27, 1964**Most Missed by Opponents, Game**

3 vs. Clev., Nov. 24, 1940 (1/4)

Field Goals**Most FGs Allowed, Season**

25 1973 (14 games)

Fewest FGs Allowed, Season0 1932 (14 games)
1942 (11 games)**Most FGs Allowed, Game**5 vs. Wash., Nov. 14, 1971
vs. Minn., Sept. 23, 1973**Most Opponents' FGs Attempted, Season**

41 1971 (14 games)

Fewest Opponents' FGs Attempted, Season2 1942 (11 games)
17 1963 (14 games)**Most Opponents' FGs Attempted, Game**

7 vs. Dall., Nov. 24, 1968

Safeties**Most Allowed, Season**2 in 7 seasons. Last:
1974 (14 games)**Most Allowed, Game**1 in many games. Last:
vs. L.A., Oct. 17, 1976**FIRST DOWNS****Most Allowed, Season**282 1978 (16 games)
1975 (14 games)**Fewest Allowed, Season**98 1942 (11 games)
196 1963 (14 games)**Most Allowed, Game**

30 vs. L.A., Oct. 24, 1954

Fewest Allowed, Game3 vs. Clev., Oct. 9, 1938
vs. Det., Nov. 23, 1941**Rushing****Most Allowed, Season**

138 1973 (14 games)

Fewest Allowed, Season35 1942 (11 games)
80 1961 (14 games)**Most Allowed, Game**19 vs. Minn., Oct. 17, 1965
vs. Den., Dec. 12, 1976**Fewest Allowed, Game**0 vs. Clev., Oct. 10, 1937
vs. Chi. Cards, Dec. 6, 1942
vs. Det., Oct. 28, 1945**Passing****Most Allowed, Season**

143 1975 (14 games)

Fewest Allowed, Season

33 1943 (10 games)

Most Allowed, Game18 vs. Det., Nov. 5, 1950
vs. Dall., Oct. 31, 1971**Fewest Allowed, Game**0 vs. N.Y., Oct. 31, 1937
vs. Clev., Oct. 9, 1938
vs. Det., Oct. 30, 1938
vs. Det., Nov. 24, 1938
vs. Det., Nov. 23, 1941
vs. Wash., Nov. 21, 1943
vs. Pitt., Nov. 25, 1945
vs. G.B., Sept. 25, 1949**By Penalty****Most Allowed, Season**

36 1968 (14 games)

Fewest Allowed, Season10 1953 (12 games)
Since 1961:
18 1963 (14 games)
1970 (14 games)
1971 (14 games)
1976 (14 games)**Most Allowed, Game**

7 vs. Phil., Nov. 26, 1944

**NET YARDS ALLOWED
(RUSHING & PASSING)****Most Yards Allowed, Season**

4,680 1978 (16 games)

Fewest Yards Allowed, Season1,703 1942 (11 games)
3,176 1963 (14 games)**Most Yards Allowed, Game**

557 vs. L.A., Oct. 24, 1954

Fewest Yards Allowed, Game

54 vs. Pitt., Oct. 2, 1939

RUSHING

Attempts

Most Opp. Attempts, Season

564 1978 (16 games)

Fewest Opp. Attempts, Season

294 1942 (11 games)

400 1965 (14 games)

Most Opp. Attempts, Game

59 vs. Den., Dec. 12, 1976

Fewest Opp. Attempts, Game

13 vs. L.A., Oct. 11, 1964

Yards Allowed

Most Yards Allowed, Season

2,509 1973 (14 games)

Fewest Yards Allowed, Season

519 1942 (11 games)

Most Yards Allowed, Game

393 vs. Det., Nov. 26, 1936

Fewest Yards Allowed, Game

-17 vs. Chi. Cards, Dec. 6, 1942

Average Gain

Highest Opp. Gain, Season

5.28 1955 (12 games)

Lowest Opp. Gain, Season

1.77 1942 (11 games)

Highest Opp. Gain, Game

8.03 vs. Clev., Nov. 25, 1951

Lowest Opp. Gain, Game

-0.89 vs. Chi. Cards, Dec. 6, 1942

Touchdowns

Most TDs Allowed, Season

25 1975 (14 games)

Fewest TDs Allowed, Season

3 1932 (14 games)

Most TDs Allowed, Game

5 vs. G.B., Sept. 30, 1962
vs. G.B., Nov. 4, 1962

PASSING

Passes

Most Opp. Passes, Season

444 1965 (14 games)

Fewest Opp. Passes, Season

187 1933 (13 games)

296 1969 (14 games)

Most Opp. Passes, Game

54 vs. S.F., Nov. 13, 1966

Fewest Opp. Passes, Game

3 vs. N.Y., Nov. 17, 1935

vs. Det., Nov. 28, 1935

Completions

Most Comp. Allowed, Season

239 1978 (16 games)

Fewest Comp. Allowed, Season

59 1935 (12 games)

150 1969 (14 games)

Most Comp. Allowed, Game

29 vs. L.A., Nov. 26, 1950

Fewest Comp. Allowed, Game

0 Chi. Cards, Oct. 15, 1933

vs. Bos., Nov. 5, 1933

vs. G.B., Sept. 25, 1949

Completion Percentage

Highest Opp. Percentage, Season

59.1 1970 (14 games)

Lowest Opp. Percentage, Season

30.4 1935 (12 games)

Highest Opp. Percentage,

Game (10+ comp.)

86.7 vs. Balt., Sept. 27, 1964

Lowest Opp. Percentage,

Game (10+ pass.)

0.0 vs. G.B., Sept. 25, 1949

Yards Passing (Net Since 1952)

Most Yards Allowed, Season

2,797 1961 (14 games)

Fewest Yards Allowed, Season

691 1933 (13 games)

1,674 1973 (14 games)

Most Yards Allowed, Game

411 vs. Wash., Oct. 26, 1947

Fewest Yards Allowed, Game

-12 vs. G.B., Nov. 4, 1973

-1 vs. Pitt., Nov. 25, 1945

Sacks

Most Sacks, Season

49 1976 (14 games)

Fewest Sacks, Season

23 1972 (14 games)

Most Sacks, Game

9 vs. G.B., Dec. 13, 1970

Yards Lost Att. To Pass

Most Opp. Lost, Season

479 1957 (12 games)

Fewest Opp. Lost, Season

154 1953 (12 games)

Most Opp. Lost, Game

107 vs. Det., Nov. 20, 1960

Touchdown Passes**Most Allowed, Season**

27 1961 (14 games)

1964 (14 games)

Fewest Allowed, Season

2 1934 (13 games)

7 1977 (14 games)

10 1963 (14 games)

Most Allowed, Game

4 in many games. Last:

vs. Mia., Nov. 2, 1975

Percentage, Had Intercepted**Highest Opp. Pct., Had Intercepted, Season**

19.07 1935 (12 games)

Lowest Opp. Pct., Had Intercepted, Season

2.73 1964 (14 games)

Average Gain**Highest Opp. Gain, Season**

8.69 1968 (14 games)

Lowest Opp. Gain, Season

3.57 1934 (13 games)

INTERCEPTIONS BY**Most Interceptions, Season**

37 1935 (12 games)

36 1963 (14 games)

Fewest Interceptions, Season

10 1960 (12 games)

1964 (14 games)

Most Interceptions By, Game

7 vs. G.B., Sept. 22, 1940

vs. Det., Nov. 22, 1942

vs. Chi. Cards, Dec. 5, 1954

vs. St. L., Sept. 19, 1967

Yards Returned**Most Yards, Season**

585 1941 (11 games)

537 1963 (14 games)

Fewest Yards, Season

107 1945 (10 games)

111 1960 (12 games)

129 1970 (14 games)

Most Yards, Game

149 vs. L.A., Oct. 11, 1964

Touchdowns**Most Touchdowns, Season**

4 1939 (11 games)

1950 (12 games)

1963 (14 games)

Most Touchdowns, Game

2 vs. Phil., Oct. 2, 1938

vs. Chi. Cards, Nov. 26, 1939

vs. Phil., Nov. 30, 1941

PUNTING**Punts****Most Opp. Punts, Season**

97 1978 (16 games)

93 1977 (14 games)

87 1950 (12 games)

1970 (14 games)

Fewest Opp. Punts, Season

42 1945 (10 games)

Since 1961:

62 1964 (14 games)

1972 (14 games)

Most Opp. Punts, Game

15 vs. N.Y., Nov. 17, 1935

Fewest Opp. Punts, Game

0 vs. Det., Dec. 2, 1956

vs. G.B., Sept. 24, 1967

Average**Highest Opp. Average, Season**

46.58 1964 (14 games)

Lowest Opp. Average, Season

36.29 1976 (14 games)

Highest Opp. Average, Game (4+ punts)

54.50 vs. S.F., Nov. 19, 1961

Lowest Opp. Average, Game (4+ punts)

25.50 vs. Pitt., Nov. 30, 1958

PUNT RETURNS**Most Opp. Returns, Season**

58 1974 (14 games)

Fewest Opp. Returns, Season

20 1941 (11 games)

Most Opp. Returns, Game

9 vs. Chi. Cards, Nov. 29, 1959

Fair Catches**Most Opp. Fair Catches, Season**

26 1972 (14 games)

1973 (14 games)

Fewest Opp. Fair Catches, Season

8 1974 (14 games)

Most Opp. Fair Catches, Game

6 vs. G.B., Dec. 16, 1973

Yards Allowed

Most Yards Allowed, Season

633 1974 (14 games)

Fewest Yards Allowed, Season

106 1969 (14 games)

Most Yards Allowed, Game

147 vs. G.B., Nov. 8, 1959

Average Return

Highest Opp. Return, Season

17.00 1941 (11 games)

Lowest Opp. Return, Season

3.79 1969 (14 games)

Touchdowns

Most Allowed, Season

2 1933 (13 games)
1941 (11 games)
1947 (12 games)
1952 (12 games)
1954 (12 games)

Most Allowed, Game

1 in many games. Last:
vs. G.B., Nov. 10, 1974

KICKOFF RETURNS

Most Opp. Returns, Season

72 1965 (14 games)

Fewest Opp. Returns, Season

32 1971 (14 games)

Most Opp. Returns, Game

9 vs. Bos., Nov. 21, 1948
vs. Balt., Oct. 21, 1956

Fewest Opp. Returns, Game

0 in 9 games. Last:
vs. G.B., Dec. 16, 1973

Yards Allowed

Most Allowed, Season

1,583 1965 (14 games)

Fewest Allowed, Season

435 1940 (11 games)
700 1945 (10 games)
1974 (14 games)

Most Allowed, Game

254 vs. L.A., Oct. 13, 1963

Average Return

Highest Opp. Return, Season

27.81 1960 (12 games)

Lowest Opp. Return, Season

15.98 1946 (11 games)
17.54 1947 (12 games)
17.93 1968 (14 games)
17.94 1976 (14 games)

Touchdowns

Most TDs Allowed, Season

1 in many seasons.

Most TDs Allowed, Game

1 in many games. Last:
vs. Hous., Nov. 6, 1977

FUMBLES

Most Opp. Fumbles, Season

44 1952 (12 games)

Fewest Opp. Fumbles, Season

13 1960 (12 games)

Most Opp. Fumbles, Game

7 vs. Brk., Oct. 20, 1935
vs. Wash., Nov. 13, 1938
vs. Chi. Cards, Nov. 26, 1939
vs. Clev., Nov. 24, 1940
vs. Bos., Nov. 21, 1948
vs. L.A., Nov. 16, 1952
vs. L.A., Nov. 15, 1964
vs. L.A., Sept. 16, 1966

PENALTIES

Most Opp. Penalties, Season

102 1951 (12 games)

Fewest Opp. Penalties, Season

34 1942 (11 games)
42 1941 (11 games)
Since 1961:
65 1962 (14 games)

Most Opp. Penalties, Game

21 vs. Clev., Nov. 25, 1951

Fewest Opp. Penalties, Game

0 in 13 games. Last:
vs. Minn., Dec. 3, 1972

Yards Penalized

Most Opp. Penalized, Season

1,022 1951 (12 games)

Fewest Opp. Penalized, Season

110 1937 (11 games)

Most Opp. Penalized, Game

209 vs. Clev., Nov. 25, 1951

Fewest Opp. Penalties, Game

0 in 13 games. Last:
vs. Minn., Dec. 3, 1972

CAREER LEADING RUSHERS 1,000+ Yards

Player	Seasons	Att.	Yards	Avg.	TD
Rick Casares	1955-64	1,386	5,657	4.08	49
Walter Payton	1975-78	1,179	5,316	4.51	45
Gale Sayers	1965-71	991	4,956	5.00	39
Willie Galimore	1957-63	670	2,985	4.46	26
Ron Bull	1962-70	787	2,871	3.65	9
Bronko Nagurski	1930-37, 43	633	2,778	4.39	18
Roland Harper	1975-78	607	2,527	4.16	9
Bobby Douglass	1969-75	373	2,470	6.62	20
Ray Nolting	1936-43	508	2,285	4.50	10
George Gulyanics	1947-52	509	2,081	4.09	19
Gary Famiglietti	1938-45	505	1,927	3.82	20
Beattie Feathers	1934-37	320	1,846	5.77	14
Bill Osmani	1939-43, 46-47	368	1,753	4.76	20
George McAfee	1940-41, 45-50	341	1,685	4.94	22
Jack Manders	1933-40	451	1,586	3.52	11
Hugh Gallarneau	1941-42, 45-47	343	1,421	4.14	26
John Hoffman	1949-56	317	1,366	4.31	7
Joe Maniaci	1938-41	260	1,295	4.98	12
Harry Clark	1940-43	262	1,209	4.61	8
Gene Ronzani	1933-38, 44-45	260	1,153	4.43	1
Julie Rykovich	1949-51	293	1,133	3.87	17
John (Kayo) Dottley	1951-53	250	1,122	4.49	7
Keith Molesworth	1931-37	348	1,105	3.18	7
Jim Harrison	1971-74	308	1,099	3.57	4
Bobby Watkins	1955-57	235	1,041	4.43	11
Johnny Morris	1958-67	224	1,040	4.64	5
Fred (Curley) Morrison	1950-53	285	1,022	3.59	6
Joe Marconi	1962-66	275	1,002	3.64	9
Carl Garrett	1973-74	271	1,001	3.69	6

CAREER LEADING INTERCEPTORS 15+ Interceptions

Player	Seasons	No.	Yards	Avg.	TD
Richie Petitbon	1959-68	37	643	17.4	3
Bennie McRae	1962-70	27	485	18.0	4
Dave Whitsell	1961-66	26	397	15.3	2
George McAfee	1940-41, 45-50	25	350	14.0	1
J. C. Caroline	1956-65	24	405	16.9	2
Roosevelt Taylor	1961-69	23	414	18.0	3
Doug Buffone	1966-78	22	200	9.1	0
Dick Butkus	1965-73	22	166	7.5	0
Don Kindt	1947-55	21	348	16.6	1
Ray (Scooter) McLean	1940-47	18	258	14.3	0
Bill George	1952-65	18	144	8.0	0
Allan Ellis	1973-77	18	118	6.6	1
Sid Luckman	1939-50	17	310	18.2	2
Clyde (Bulldog) Turner	1940-52	17	298	17.5	2
Noah Mullins	1946-48	16	308	19.3	1
Charlie Sumner	1955, 58-60	16	251	15.7	0
Joe Fortunato	1955-66	16	156	9.8	1
Joe Taylor	1967-74	15	178	11.9	0

CAREER LEADING SCORERS

100+ Points — TOUCHDOWNS —

Player	Seasons	Rush.	Rec.	Ret.	XP	FG	Pts.
George Blanda	1949-58	5	0	0	247/250	88/201	541
Mac Percival	1967-73	0	0	0	159/162	99/182	456
Roger Leclerc	1960-66	0	0	0	152/158	75/146	377
Jack Manders	1933-40	11	6	2	133/x	40/x	367
Rick Casares	1955-64	49	10	0	0	0	354
Gale Sayers	1965-71	39	9	8	0	0	336
Ken Kavanaugh	1940-41, 45-50	0	50	2	1/1	0	313
Walter Payton	1975-78	45	2	0	0	0	282
Johnny Lujack	1948-51	21	0	0	130/136	4/9	268
Bob Thomas	1975-78	0	0	0	98/111	56/97	266
Harlon Hill	1954-61	0	40	0	0	0	240
George McAfee	1940-41, 45-50	22	11	6	0	0	234
Ray (Scooter) McLean	1940-47	6	21	3	45/54	0/1	225
Willie Galimore	1957-63	26	10	1	0	0	222
Johnny Morris	1958-67	5	31	1	0	0	222
Mike Ditka	1961-66	0	34	2	0	0	216
Hugh Gallarneau	1941-42, 45-47	26	7	2	0	0	210
Dick Gordon	1965-71	0	35	0	0	0	210
Bill McColl	1952-59	0	25	1	0	0	156
Jim Keane	1946-51	0	23	0	0	0	138
Gary Famiglietti	1938-45	20	1	0	1/2	0	127
Bill Osmanski	1939-43, 46-47	20	1	0	0	0	126
George Gulvanics	1947-52	19	2	0	0	0	126
Bobby Douglass	1969-75	20	0	0	1/1	0	121
Bill Karr	1933-38	1	18	1	0	0	120
Joe Maniaci	1938-41	12	0	2	24/25	3/6	117
Harry Clark	1940-43	8	9	2	1/1	0	115
Julie Rykovich	1949-51	17	2	0	0	0	114
Bronko Nagurski	1930-37, 43	18	0	0	4/x	0	112
George Wilson	1937-46	0	15	3	0	0	108
Billy Stone	1951-54	8	10	0	0	0	108
John Hoffman	1949-56	7	9	1	0	0	104
John Aveni	1959-60	0	0	0	51/57	17/35	102

x—complete figures unavailable. *includes safety.

CAREER LEADING PUNT RETURNERS

20+ Punt Returns

Player	Seasons	No.	Yards	Avg.	TD
Ray (Scooter) McLean	1940-47	42	622	14.8	3
Gale Sayers	1965-71	27	391	14.5	2
George McAfee	1940-41, 45-50	112	1,431	12.8	2
Noah Mullins	1946-48	20	236	11.8	0
J. R. Boone	1948-51	56	635	11.3	0
Hugh Gallarneau	1941-42, 45-47	24	243	10.1	0
Johnny Morris	1958-67	104	893	8.6	1
Virgil Livers	1975-78	86	738	8.6	0
Steve Schubert	1975-78	78	628	8.1	2
Wilford White	1951-52	37	248	6.7	0
Jon Arnett	1964-66	45	298	6.6	0
Eddie Macon	1952-53	24	142	5.9	0

CAREER LEADING RECEIVERS 100+ Pass Receptions

Player	Seasons	No.	Yards	Avg.	TD
Johnny Morris	1958-67	356	5,059	14.2	31
Mike Ditka	1961-66	316	4,503	14.3	34
Dick Gordon	1965-71	238	3,550	14.9	35
Harlon Hill	1954-61	226	4,616	20.4	40
Jim Dooley	1952-54, 56-57, 59-62	211	3,172	15.0	16
Jim Keane	1946-51	206	3,031	14.7	23
Bill McColl	1952-59	201	2,815	14.0	25
Rick Casares	1955-64	182	1,538	8.5	10
Ron Bull	1962-70	163	1,404	8.6	4
Ken Kavanaugh	1940-41, 45-50	162	3,625	22.4	50
John Hoffman	1949-56	136	1,870	13.8	9
Walter Payton	1975-78	125	1,111	8.9	2
James Scott	1976-78	118	2,080	17.6	14
Roland Harper	1975-78	118	964	8.2	3
George Farmer	1970-75	113	1,909	16.9	10
Gale Sayers	1965-71	112	1,307	11.7	9
George Wilson	1937-46	111	1,342	12.1	15
Bob Wallace	1968-72	109	1,403	12.9	9
Gene Schroeder	1951-52, 54-57	104	1,870	18.0	13
Ray (Scooter) McLean	1940-47	103	2,232	21.7	21
Billy Stone	1951-54	100	1,374	13.7	10

CAREER LEADING KICKOFF RETURNERS 20+ Kickoff Returns

Player	Seasons	No.	Yards	Avg.	TD
Gale Sayers	1965-71	91	2,781	30.6	6
Eddie Macon	1952-53	22	672	30.6	0
Harry Clark	1940-43	23	643	28.0	0
Frank Minini	1947-48	23	631	27.4	0
Ron Smith	1965, 70-72	85	2,263	26.6	1
Leon Campbell	1952-54	24	638	26.6	1
Ken Grandberry	1974	22	568	25.8	0
Willie Galimore	1957-63	43	1,100	25.6	1
Charlie Bivins	1960-66	62	1,531	24.7	0
Brian Baschnagel	1976-78	72	1,766	24.5	1
Cecil Turner	1968-73	108	2,616	24.2	4
Roosevelt Taylor	1961-69	25	598	23.9	0
Ron Drzewiecki	1955, 57	38	906	23.8	0
Jon Arnett	1964-66	22	520	23.6	0
Ike Hill	1973-74	27	637	23.6	1
Dick Gordon	1965-71	58	1,362	23.5	0
Johnny Morns	1958-67	54	1,267	23.5	0
Chuck Hunsinger	1950-52	31	717	23.1	0
Fred (Curley) Morrison	1950-53	31	698	22.5	0
Ray (Scooter) McLean	1940-47	22	492	22.4	0

CAREER LEADING PUNTERS 70+ Punts

Player	Seasons	No.	Yards	Avg.
George Gulyanics	1947-52	113	5,032	44.5
Bobby Joe Green	1962-73	833	35,057	42.1
Fred (Curley) Morrison	1950-53	243	10,170	41.9
Ed Brown	1954-61	343	13,912	40.6
Edmund (Zeke) Bratkowski	1954, 57-60	76	3,023	39.8
Bob Parsons	1972-78	462	17,646	38.2

CAREER LEADING PASSERS 200+ passes

Player	Seasons	No.	Comp.	Pct.	Yards	Avg. Gain	TD.	Pct.		Rating*
								Int.	Int.	
Sid Luckman	1939-50	1,744	904	51.8	14,686	8.42	137	7.9	132	75.0
Bill Wade	1961-66	1,407	767	54.5	9,958	7.08	68	4.8	66	73.4
Rudy Bukich	1958-59, 62-68	878	474	54.0	6,254	7.12	46	5.2	45	72.8
Johnny Lujack	1948-51	808	404	50.0	6,295	7.79	41	5.1	54	65.3
Ed Brown	1954-61	1,246	607	48.7	9,698	7.78	63	5.1	88	62.5
Bernie Masterson	1934-40	409	156	38.1	3,366	8.23	34	8.3	38	9.3
Jack Concannon	1967-71	951	486	51.1	5,222	5.49	31	3.3	52	55.6
Bob Avellini	1975-78	954	440	50.3	6,244	6.55	30	3.1	60	55.4
George Blanda	1949-58	988	445	45.0	5,936	6.01	48	4.9	70	51.4
Keith Molesworth	1931-37	226	86	38.1	1,486	6.58	17	7.5	19	51.3
Gary Huff	1973-76	614	310	50.5	3,271	5.33	12	2.0	34	50.1
Bobby Douglass	1969-75	895	376	42.0	4,932	5.51	30	3.4	51	5.7
Edmund (Zeke) Bratkowski	1954, 57-60, 72	537	263	49.0	3,639	6.78	24	4.5	58	46.6
Steve Romanik	1950-53	237	93	39.2	1,572	6.63	7	3.0	22	33.6

*based on official NFL rating system.

ANNUAL INTERCEPTION LEADERS

Year	Player	No.	Yards
1978	Fencik, Gary	4	77
1977	Ellis, Allan	6	23
1976	Brupbacher, Ross	7	49
1975	Clemons, Craig	2	109
	Plank, Doug	2	50
	Livers, Virgil	2	40
	Ellis, Allan	2	4
1974	Clemons, Craig	4	84
1973	Lyle, Garry	5	62
1972	Ford, Charlie	7	104
1971	Ford, Charlie	5	46
1970	Buffone, Doug	4	33
1969	Taylor, Joe	3	37
	Daniels, Dick	3	37
	Youngblood, George	3	22
1968	McRae, Bennie	4	41
1967	McRae, Bennie	5	94
	Petitbon, Richie	5	93
	Taylor, Roosevelt	5	19
1966	Petitbon, Richie	5	34
1965	Butkus, Dick	4	84
1964	Caroline, J. C.	2	84
	Whitsell, Dave	2	57
	Taylor, Roosevelt	2	45
	McRae, Bennie	2	44
	George, Bill	2	28
1963	Taylor, Roosevelt	9	172
1962	Petitbon, Richie	6	212
1961	Whitsell, Dave	6	123
1960	Caroline, J. C.	3	31
1959	Barnes, Erich	5	67
1958	Sumner, Charles	6	67
1957	Johnson, Jack	4	36
1956	Caroline, J. C.	6	182
1955	Sumner, Charles	7	162
1954	Whitman, S. J.	5	117
1953	Kindt, Don	6	172
1952	Dooley, Jim	5	30
1951	Schroeder, Gene	5	62
1950	Davis, Harper	5	59
1949	McAfee, George	6	76
1948	Lujack, Johnny	8	131
1947	Mullins, Noah	6	113
1946	Farris, Tom	4	43
1945	Margarita, Bob	6	79
1944	Grygo, Al	4	79
1943	Clark, Harry	5	32
1942	Turner, Clyde	8	96
1941	McAfee, George	6	78
1940	Clark, Harry	4	62
	Famigietti, Gary	4	18
	McAfee, George	4	50

ANNUAL PASSING LEADERS

Year	Player	Att.	Comp.	Yards	TD	INT.	Rating
1978	Avellini, Bob	264	141	1,718	5	16	54.6
1977	Avellini, Bob	293	194	2,004	11	18	61.7
1976	Avellini, Bob	271	118	1,580	8	15	49.7
1975	Avellini, Bob	126	67	942	6	11	57.4
	Huff, Gary	205	114	1,083	3	9	57.1
1974	Huff, Gary	283	142	1,663	6	17	50.4
1973	Douglass, Bobby	174	81	1,057	5	7	59.2
1972	Douglass, Bobby	198	75	1,246	9	12	49.5
1971	Douglass, Bobby	225	91	1,164	7	15	38.7
1970	Concannon, Jack	385	194	2,130	16	18	61.6
1969	Concannon, Jack	160	87	1,783	4	8	51.3
	Douglass, Bobby	148	68	773	5	8	50.9
1968	Concannon, Jack	143	71	715	5	9	49.8
1967	Concannon, Jack	186	92	1,260	6	14	51.0
1966	Bukich, Rudy	309	147	1,858	10	21	49.1
1965	Bukich, Rudy	312	176	2,641	20	9	93.6
1964	Bukich, Rudy	160	99	1,099	12	7	89.0
1963	Wade, Bill	356	192	2,301	15	12	73.8
1962	Wade, Bill	412	225	3,172	18	24	70.2
1961	Wade, Bill	250	139	2,258	22	13	93.7
1960	Brown, Ed	149	59	1,079	7	11	50.1
1959	Brown, Ed	247	125	1,881	13	10	77.0
1958	Brown, Ed	218	102	1,418	10	17	51.0
1957	Brown, Ed	185	84	1,321	6	16	44.5
1956	Brown, Ed	168	96	1,667	11	12	83.1
1955	Brown, Ed	164	85	1,307	9	10	71.4
1954	Bratkowski, Zeke	130	67	1,087	8	17	60.9
1953	Blanda, George	362	169	2,164	14	24	51.4
1952	Romanik, Steve	126	49	772	4	11	34.5
1951	Lujack, Johnny	176	85	1,295	3	8	59.9
1950	Lujack, Johnny	254	121	1,731	4	21	40.9
1949	Lujack, Johnny	312	162	2,658	23	22	75.9
1948	Luckman, Sid	163	89	1,047	13	14	65.2
1947	Luckman, Sid	323	176	2,712	24	31	67.6
1946	Luckman, Sid	229	110	1,826	17	16	70.8
1945	Luckman, Sid	217	117	1,725	14	10	82.6
1944	Luckman, Sid	143	71	1,018	11	11	66.8
1943	Luckman, Sid	202	110	2,194	28	12	107.8
1942	Luckman, Sid	105	57	1,023	10	13	80.0
1941	Luckman, Sid	119	68	1,181	9	6	95.5
1940	Luckman, Sid	105	48	941	6	9	60.7
1939	Masterson, Bernie	113	44	914	5	9	49.6
1938	Masterson, Bernie	112	46	848	7	9	55.6
1937	Masterson, Bernie	72	26	615	6	7	55.8

BUKICH



WADE



BROWN



LUJACK



ANNUAL SCORING LEADERS

Year	Player	TD	PAT	FG	Pts.
1978	Thomas, Bob	0	26	17	77
1977	Payton, Walter	16	0	0	96
1976	Payton, Walter	13	0	0	78
1975	Thomas, Bob	0	18	13	57
1974	Roder, Mirro	0	18	13	57
1973	Roder, Mirro	0	11	8	35
1972	Percival, Mac	0	26	12	62
1971	Percival, Mac	0	18	15	63
1970	Percival, Mac	0	28	20	88
1969	Percival, Mac	0	26	8	50
1968	Percival, Mac	0	25	25	100
1967	Sayers, Gale	12	0	0	72
1966	LeClerc, Roger	0	24	18	78
1965	Sayers, Gale	22	0	0	132
1964	Morris, Johnny	10	0	0	60
1963	Ditka, Mike	8	0	0	48
1962	LeClerc, Roger	0	36	13	75
1961	Ditka, Mike	12	0	0	72
1960	Aveni, John	0	23	7	44
1959	Casares, Rick	12	0	0	72
1958	Galimore, Willie	12	0	0	72
1957	Blanda, George	1	23	14	71
1956	Casares, Rick	14	0	0	84
1955	Blanda, George	2	37	11	82
1954	Hill, Harlon	12	0	0	72
1953	Blanda, George	0	27	7	48
1952	Blanda, George	1	30	6	54
1951	Lujack, Johnny	7	10	0	52
1950	Lujack, Johnny	11	34	3	109
1949	Lujack, Johnny	2	42	1	57
1948	Lujack, Johnny	1	44	0	50
1947	Kavanaugh, Ken	13	0	0	78
1946	Gallarneau, Hugh	8	0	0	48



CASARES



BLANDA

ANNUAL KICKOFF RETURN LEADERS

Year	Player	No.	Yards	Avg.	Year	Player	No.	Yards	Avg.
1978	Baschnagel, Brian	20	455	22.8	1959	Morris, Johnny	17	438	25.8
1977	Baschnagel, Brian	23	557	24.2	1958	Morris, Johnny	16	399	24.9
1976	Baschnagel, Brian	29	754	26.0	1957	Drzewiecki, Ron	13	315	24.2
1975	Payton, Walter	14	444	31.7	1956	Bingham, Don	17	444	26.1
1974	Grandberry, Ken	22	568	25.8	1955	Drzewiecki, Ron	25	591	23.6
1973	Hill, Ike	27	637	23.6	1954	Jagade, Chick	11	195	17.7
1972	Smith, Ron	30	924	30.8	1953	Macon, Ed	13	373	28.7
1971	Smith, Ron	26	671	25.8	1952	Macon, Ed	9	299	33.2
1970	Turner, Cecil	23	752	32.7	1951	Morrison, Fred	13	353	27.2
1969	Sayers, Gale	14	339	24.2	1950	Hunsinger, John	23	343	14.9
1968	Turners, Cecil	20	363	18.2	1949	Dreyer, Fred	13	338	26.0
1967	Sayers, Gale	16	603	37.7	1948	Minini, Frank	12	370	30.8
1966	Sayers, Gale	23	718	31.2	1947	Minini, Frank	11	261	23.7
1965	Sayers, Gale	21	660	31.4	1946	Osmanski, Bill	8	203	25.4
1964	Martin, Billy	24	534	22.3	1945	Margarita, Bob	10	155	15.5
1963	Bull, Ronnie	7	105	15.0	1944	Margarita, Bob	12	279	23.3
1962	Martin, Billy	25	515	20.6	1943	Clark, Harry	13	326	25.1
1961	Bivins, Charles	25	668	26.7	1942	Gallarneau, Hugh	6	151	25.2
1960	Galimore, Willie	12	292	24.3	1941	McAfee, George	7	223	31.9

ANNUAL RUSHING LEADERS

Year	Player	Yards	Att.	TD	Year	Player	No.	Yards	TD
1978	Payton, Walter	1,395	333	11	1954	Jagade, Chick	498	157	3
1977	Payton, Walter	1,852	339	14	1953	Morrison, Fred	307	95	2
1976	Payton, Walter	1,390	311	13	1952	Morrison, Fred	367	95	3
1975	Payton, Walter	679	196	7	1951	Dottley, John	670	127	3
1974	Grandberry, Ken	475	144	2	1950	Gulyanics, George	571	146	2
1973	Garrett, Carl	655	175	5	1949	Gulyanics, George	452	102	5
1972	Douglass, Bobby	968	141	8	1948	Gulyanics, George	439	119	4
1971	Shy, Don	420	116	2	1947	Osmanski, Joe	328	64	1
1970	Montgomery, Ross	229	62	0	1946	Gallarneau, Hugh	476	112	7
1969	Sayers, Gale	1,032	236	8	1945	Margarita, Bob	497	112	3
1968	Sayers, Gale	856	138	2	1944	Margarita, Bob	463	88	4
1967	Sayers, Gale	880	186	7	1943	Clark, Harry	556	120	3
1966	Sayers, Gale	1,231	229	8	1942	Famiglietti, Gary	503	118	8
1965	Sayers, Gale	867	166	14	1941	McAfee, George	474	65	9
1964	Arnett, Jon	400	119	1	1940	Nolting, Ray	373	78	2
1963	Marconi, Joe	446	118	2	1939	Osmanski, Bill	699	121	8
1962	Marconi, Joe	406	89	5	1938	Nolting, Ray	297	63	2
1961	Gilimore, Willie	707	153	4		Francis, Sam	297	85	3
1960	Casares, Rick	566	160	5	1937	Nolting, Ray	424	106	2
1959	Casares, Rick	699	177	10	1936	Nagurski, Bronko	529	122	3
1958	Casares, Rick	651	176	2	1935	Ronzani, Gene	356	79	2
1957	Casares, Rick	700	204	6	1934	Feathers, Beattie	1,004	101	1
1956	Casares, Rick	1,126	234	12	1933	Nagurski, Bronko	553	128	1
1955	Casares, Rick	672	125	4					

ANNUAL RECEIVING LEADERS

Year	Player	No.	Yards	TD	Year	Player	Yards	Att.	TD
1978	Payton, Walter	50	480	0	1955	Hill, Harlon	42	789	9
1977	Scott, James	50	809	3	1954	Hill, Harlon	45	1,124	12
1976	Harper, Roland	29	291	1	1953	Dooley, Jim	53	841	4
1975	Rather, Bo	39	685	2	1952	Schroeder, Gene	39	660	6
1974	Wade, Charlie	39	683	1	1951	Hoffman, John	28	394	2
1973	Garrett, Carl	23	292	0	1950	Keane, Jim	36	433	0
1972	Thomas, Earl	20	365	3	1949	Keane, Jim	47	696	6
1971	Farmer, George	46	737	5	1948	Keane, Jim	30	414	3
1970	Gordon, Dick	71	1,026	13	1947	Keane, Jim	64	910	10
1969	Wallace, Bob	47	553	5	1946	Kavanaugh, Ken	18	337	5
1968	Gordon, Dick	29	477	4	1945	Wilson, George	28	259	3
1967	Gordon, Dick	31	524	5	1944	Wilson, George	24	265	4
1966	Sayers, Gale	34	447	2	1943	Clark, Harry	23	535	7
1965	Morris, Johnny	53	846	4	1942	McLean, Ray	19	571	8
1964	Morris, Johnny	93	1,200	10	1941	Plasman, Dick	14	283	0
1963	Ditka, Mike	59	794	8	1940	Kavanaugh, Ken	12	276	3
1962	Ditka, Mike	58	904	5	1939	Plasman, Dick	19	403	3
	Morris, Johnny	58	889	5	1938	Karr, William	14	253	4
1961	Ditka, Mike	56	1,076	12	1937	McDonald, Lester	11	179	4
1960	Dewveall, Willard	43	804	3	1936	Hewitt, Bill	15	358	0
1959	Dooley, Jim	41	580	3	1935	Johnsos, Luke	19	298	4
1958	McColl, Bill	35	517	8	1934	Hewitt, Bill	10	151	5
1957	Dooley, Jim	37	530	1	1933	Hewitt, Bjl	16	273	2
1956	Hill, Harlon	47	1,128	11	1932	Johnsos, Luke	24	321	2

ANNUAL PUNT RETURN LEADERS

Year	Player	No.	Yards	Avg.
1978	Schubert, Steve	27	229	8.5
1977	Schubert, Steve	31	291	9.4
1976	Livers, Virgil	28	205	7.3
1975	Livers, Virgil	42	456	10.9
1974	Hill, Ike	33	183	5.5
1973	Hill, Ike	36	204	5.7
1972	Smith, Ron	26	163	6.3
1971	Smith, Ron	26	194	7.5
1970	Cole, Linzy	14	83	5.9
1969	Lyle, Garry	12	78	6.5
1968	Turner, Cecil	9	19	2.1
1967	Gordon, Dick	12	82	6.8
1966	Arnett, Jon	15	58	3.9
1965	Sayers, Gale	16	238	14.9
1964	Arnett, Jon	19	188	9.9
1963	Morris, Johnny	16	164	10.3
1962	Morris, Johnny	20	208	10.4
1961	Morris, Johnny	23	155	6.7
1960	Morris, Johnny	13	75	5.8
1959	Vicaris, Johnny	14	171	12.2
1958	Morris, Johnny	14	96	6.9
1957	Drzewiecki, Ron	22	64	2.9
1956	Jeter, Perry	6	66	11.0
	Smith, Ray	6	66	11.0
1955	Drzewiecki, Ron	20	100	5.0
1954	Stone, Billy	14	40	2.9
1953	Macon, Ed	17	68	4.0
1952	White, Roy	23	117	5.1
1951	White, Roy	14	131	9.4
1950	McAfee, George	33	284	8.6
1949	McAfee, George	24	279	11.6
1948	McAfee, George	30	417	13.9
1947	McAfee, George	18	261	14.5
1946	Gallarneau, Hugh	10	99	9.9
1945	Margarita, Bob	7	66	9.4
1944	Grygo, Al	11	100	9.1
1943	Clark, Harry	10	158	15.8
1942	Gallarneau, Hugh	9	101	11.2
1941	Swisher, Bob	7	101	14.4
	McAfee, George	5	158	31.6

ANNUAL PUNTING LEADERS

Year	Player	No.	Avg.
1978	Parsons, Bob	96	37.0
1977	Parsons, Bob	80	40.4
1976	Parsons, Bob	99	37.6
1975	Parsons, Bob	93	39.0
1974	Parsons, Bob	90	37.8
1973	Green, Bobby Joe	82	40.5
1972	Green, Bobby Joe	67	41.2
1971	Green, Bobby Joe	77	40.1
1970	Green, Bobby Joe	83	40.9
1969	Green, Bobby Joe	76	39.0
1968	Green, Bobby Joe	27	42.3
1967	Green, Bobby Joe	79	42.9
1966	Green, Bobby Joe	80	41.9
1965	Green, Bobby Joe	58	42.7
1964	Green, Bobby Joe	71	44.5
1963	Green, Bobby Joe	64	46.5
1962	Green, Bobby Joe	69	43.7
1961	Brown, Ed	58	42.2
1960	Brown, Ed	56	39.8
1959	Brown, Ed	64	41.2
1958	Brown, Ed	27	42.2
1957	Brown, Ed	34	40.1
1956	Brown, Ed	42	39.1
1955	Brown, Ed	44	40.1
1954	Bratkowski, Zeke	39	41.0
1953	Morrison, Fred	65	42.6
1952	Morrison, Fred	64	42.3
1951	Morrison, Fred	57	39.0
1950	Morrison, Fred	57	43.3
1949	Gulyanics, G	29	47.2
1948	Gulyanics, G	55	44.2
1947	Gulyanics, G	23	44.8
1946	Luckman, Sid	33	37.4
1945	Luckman, Sid	36	36.0
1944	McEnulty, Doug	25	39.8
1943	Luckman, Sid	34	35.9
1942	Luckman, Sid	24	40.6
1941	Luckman, Sid	13	41.1
1940	Luckman, Sid	27	42.5
1939	Luckman, Sid	27	43.3



MORRIS



ARNETT



GULYANICS



GREEN

BEAR HONOR ROLL

Below and on the following pages is a listing of 758 players who have been on the Chicago Bears' active roster for one or more National Football League games from 1920 thru the 1978 seasons. The asterisks indicate deceased players; () indicates the number of seasons with the Bears; date indicates first Bear season.

Abbey, Joe (North Texas State)	E	(2)	1948
Adamle, Mike (Northwestern)	RB	(2)	1975
Adams, John (LA State)	B	(4)	1959
Adkins, Roy* (Millikin & Bethany)	G	(2)	1920
Akin, Len (Baylor)	G	(1)	1942
Albrecht, Ted (California)	T	(2)	1977
Allen, Duane (Santa Ana)	E	(2)	1966
Allen, Eddie (Pennsylvania)	FB	(1)	1947
Allman, Robert (Michigan St.)	E	(1)	1936
Amsler, Marty (Evansville)	DE	(2)	1967
Anderson, Art (Idaho)	T	(2)	1961
Anderson, Ed* (Notre Dame)	E	(1)	1923
Anderson, Henry (Northwestern)	G	(1)	1931
Anderson, Hunk* (Notre Dame)	G	(6)	1922
Anderson, Ralph* (Los Angeles St.)	E	(1)	1958
Anderson, William (Compton Jr.)	HB	(2)	1953
Antoine, Lionel (Southern Illinois)	T	(6)	1972
Apolskis, Charles* (DePaul)	E	(2)	1938
Arnett, Jon (Southern California)	HB	(3)	1964
Artoe, Lee (California)	T	(4)	1940
Ashburn, Clifford (Nebraska)	T	(1)	1930
Asher, Bob (Vanderbilt)	T	(4)	1972
Ashmore, M. Roger* (Gonzaga)	T	(1)	1927
Aspatore, Edward (Marquette)	T	(1)	1934
Atkins, Doug (Tennessee)	E	(12)	1955
Autrey, Billy (SF Austin)	C	(1)	1953
Avellini, Bob (Maryland)	QB	(4)	1975
Aveni, John (Indiana)	E	(2)	1959

— B —

Babartsky, Al (Fordham)	T	(3)	1943
Babinecz, John (Villanova)	LB	(1)	1975
Badaczewski, J. (Western Reserve)	G	(1)	1953
Baisi, Al (West Virginia)	G	(3)	1940
Barker, Richard* (Iowa State)	G	(1)	1921
Barnes, Erich (Purdue)	HB	(3)	1958
Barnes, Gary (Clemson)	E	(1)	1964
Barnes, Joe (Texas Tech)	QB	(1)	1974
Barnett, Steve (Oregon)	T	(1)	1963
Barwegan, Richard* (Purdue)	G	(3)	1950
Baschnagel, Brian (Ohio St.)	WR-KR	(3)	1976
Bassi, Dick* (Santa Clara)	G	(2)	1938
Battles, Bill (Brown)	E	(1)	1939
Bauman, Alf. (Northwestern)	T	(3)	1948
Bausch, Frank* (Kansas)	C	(4)	1937
Baynham, Craig (Georgia Tech)	RB	(1)	1970

Becker, Doug (Notre Dame)	LB	(1)	1978
Becker, Wayland (Marquette)	E	(1)	1934
Bell, Kay (Washington State)	T	(1)	1937
Benton, Jim (Arkansas)	E	(1)	1943
Bergerson, Gilbert (Oregon State)	G	(2)	1932
Berry, Connie M. (N. Carolina St.)	E	(5)	1942
Berry, Royce (Houston)	DE	(1)	1976
Best, Art (Kent State)	RB	(2)	1977
Bettis, Tom (Purdue)	LB	(1)	1963
Bettridge, John (Ohio State)	HB	(1)	1937
Bingham, Don (Sul Ross)	HB	(1)	1956
Bishop, Bill (North Texas)	T	(9)	1952
Bishop, Don (Los Angeles City)	E	(1)	1959
Bivins, Charles (Morris Brown)	HB	(7)	1960
Bjork, Del (Oregon)	T	(2)	1937
Blackburn, J. A.	T	(1)	1923
Blacklock, Hugh* (Michigan State)	T	(6)	1920
Blackman, Lennon (Tulsa)	HB	(1)	1930
Blanda, George (Kentucky)	QB	(10)	1949
Bolan, George* (Purdue)	FB	(4)	1921
Bonderant, J. B.* (DePauw)	C	(1)	1922
Boone, J. R. (Tulsa U.)	HB	(4)	1948
Brackett, M. L. (Auburn)	T	(2)	1956
Bradley, Chuck (Oregon)	TE	(1)	1977
Bradley, Ed (Wake Forest)	G	(2)	1950
Braidwood, Charles* (Chattanooga)	E	(1)	1932
Bramhall, Art (De Paul)	HB	(1)	1931
Bratkowski, Zeke (Georgia)	QB	(6)	1954
Bray, Ray (Western Michigan)	G	(10)	1939
Brink, Larry (Northern Illinois)	E	(1)	1954
Britton, Earl* (Illinois)	FB	(1)	1925
Brockman, Edward (Oklahoma)	B	(1)	1930
Brown, Charley (Syracuse)	DB	(2)	1966
Brown, Ed (San Francisco)	QB	(8)	1954
Brown, William (Illinois)	FB	(1)	1961
Bruer, Bob (Mankato State)	TE	(1)	1976
Brumbaugh, Carl* (Florida)	QB	(8)	1930
Brupbacher, Ross (Tex. A&M)	LB	(4)	1970
Bryan, Johnny* (Chicago)	HB	(4)	1922
Bryant, Waymond (Tennessee St.)	LB	(4)	1974
Buck, Arthur (John Carroll)	HB	(1)	1941
Buckler, William "Bill" (Alabama)	G	(6)	1926
Buffone, Doug (Louisville)	LB	(13)	1966
Buivid, Ray* (Marquette)	QB-HB	(2)	1937
Bukich, Rudy (Southern Cal)	QB	(9)	1958
Bull, Ronnie (Baylor)	B	(9)	1962
Burdick, Lloyd* (Illinois)	T	(2)	1931
Burgeis, Glenn (Tulsa)	T	(1)	1945
Burks, Randy (SE Oklahoma St.)	WR	(1)	1976
Burman, George (Northwestern)	T	(1)	1964
Burnell, Max (Notre Dame)	B	(1)	1944
Buss, Arthur (Michigan State)	T	(2)	1934
Bussey, Young* (Louisiana State)	QB	(2)	1940
Butkus, Dick (Illinois)	LB	(9)	1965
Butler, Gary (Rice)	TE	(1)	1975

— C —

Cadile, James (San Jose State) ... G (11) 1962
Caffey, Lee Roy (Texas A&M) ... LB (1) 1970
Calland, Lee (Louisville) ... CB (1) 1969
Campana, Al (Youngstown) ... HB (4) 1950
Campbell, Gary (Colorado) ... LB (2) 1977
Campbell, Leon (Arkansas) ... FB (3) 1952
Canady, James (Texas) ... HB (2) 1948
Carey, Bob (Michigan State) ... E (1) 1958
Carl, Harland (Wisconsin) ... HB (1) 1956
Carlson, Jules "Zuck" (Oregon St.) G (8) 1929
Caroline, J. C. (Illinois) ... HB (10) 1956
Carter, Virgil (Brigham Young) ... QB (4) 1968
Casares, Rick (Florida) ... FB (10) 1955
Casey, Tim (Oregon) ... LB (1) 1969
Castete, Jesse (McNeese State) ... HB (1) 1956
Chamberlain, Guy* (Nebraska) ... E (2) 1920
Chambers, Wally (E. Kentucky) ... DT (5) 1973
Chesney, Chester "Chet" (De Paul) C (2) 1939
Childs, Clarence (Fla. A&M) ... DB (1) 1968
Cifers, Ed (Tennessee) ... E (2) 1947
Clark, Gail (Michigan State) ... LB (1) 1973
Clark, Harry (West Virginia) ... HB (4) 1940
Clark, Herman (Oregon State) ... G (5) 1952
Clark, Phil (Northwestern) ... DB (1) 1970
Clarkson, Stuart* (Texas A&I) ... G (7) 1942
Clemons, Craig (Iowa) ... S (6) 1972
Coady, Rich (Memphis State) ... C/E (5) 1970
Cobb, Mike (Michigan State) ... TE (1) 1978
Cody, Ed (Purdue) ... FB (2) 1949
Coia, Angelo (Southern California) HB (4) 1960
Cole, Emerson (Toledo) ... FB (1) 1952
Cole, Linzy (T.C.U.) ... WR (1) 1970
Concannon, Jack (Boston College) QB (5) 1967
Conkright, Bill* (Oklahoma) ... C (2) 1937
Connor, Goerge (Notre Dame) ... T (8) 1948
Conzelman, Jim* (Washington) ... HB (1) 1920
Cooke, Ed (Maryland) ... E (1) 1958
Copeland, Ron* (UCLA) ... WR (1) 1969
Corbett, George (Millikin) ... HB (7) 1932
Cornish, Frank (Grambling) ... DT (4) 1966
Corzine, Lester (Davis Elkins) ... HB (1) 1938
Cotton, Craig (Youngstown) ... TE (1) 1973
Cowan, Les (McMurry) ... T (1) 1951
Crawford, Fred (Duke) ... T (2) 1934
Crawford, James "Mush" (Illinois) G (1) 1925
Croft, Abe (Southern Methodist) ... E (2) 1944
Croftcheck, Don (Indiana) ... G (1) 1967
Cross, Bob (S. F. Austin State) ... T (2) 1952
Culver, Alvin (Notre Dame) ... T (1) 1932
Cunningham, Harold (Ohio State) ... E (1) 1929
Curchin, Jeff (Florida State) ... T (2) 1970

Daffer, Ted (Tennessee) ... E (1) 1954
Damore, John (Northwestern) ... C (2) 1957
Daniell, Jim (Ohio State) ... T (1) 1945
Daniels, Dick (Pacific-Oregon) ... S (2) 1969
Davis, Art (Alabama State) ... T (2) 1953
Davis, Fred (Alabama) ... T (6) 1946
Davis, Harper (Mississippi State) HB (1) 1950
Davis, John (Missouri) ... DB (1) 1970
Davis, Roger (Syracuse) ... G (4) 1960
Dean, Fred (Texas Southern) ... G (1) 1977
DeCorrevont, Bill (Northwestern) HB (2) 1948
DeLong, Steve (Tennessee) ... DE (1) 1972
Dempsey, Frank (Florida) ... G (4) 1950
Denney, Austin (Tennessee) ... E (3) 1967
Devlin, Chris (Penn State) ... LB (1) 1978
Dewveall, Willard (So. Methodist) ... E (2) 1959
Digris, Bernie (Holy Cross) ... T (1) 1943
Dimancheff, Boris Babe(Purdue) ... HB (1) 1952
Ditka, Mike (Pittsburgh) ... TE (6) 1961
Dodd, Al (N.W. Louisiana) ... DB (1) 1967
Doehring, John "Bull" ... FB (6) 1932
Donchez, Tom (Penn State) ... RB (1) 1975
Doolley, Jim (Miami U.) ... E (9) 1952
Dottley, John (Mississippi) ... FB (3) 1951
Douglas, Merrill (Utah) ... FB (3) 1958
Douglass, Bobby (Kansas) ... OB (7) 1969
Douthitt, Earl (Iowa) ... S (1) 1975
Dreher, Ferd (Denver) ... E (1) 1938
Dressen, Charley* ... QB (1) 1920
Drews, Ted (Princeton) ... E (1) 1928
Dreyer, Wally (Wisconsin) ... HB (1) 1949
Driscoll, Paddy* (Northwestern) ... HB (5) 1926
Drulis, Chuck* (Temple) ... G (6) 1942
Drury, Lyle (St. Louis) ... E (2) 1930
Drzewiecki, Ron (Marquette) ... HB (2) 1955
Dugger, Jack (Ohio State) ... E (1) 1949
Dunlap, Bob (Oklahoma) ... QB (1) 1935

— E —

Earl, Robin (Washington) ... RB (2) 1977
Ecker, Ed (John Carroll) ... T (1) 1947
Edwards, Cid (Tennessee State) ... RB (1) 1975
Ellis, Allan (UCLA) ... CB (5) 1973
Elnes, Leland* (Bradley) ... QB (1) 1929
Ely, Harold (Iowa) ... G (1) 1932
Ely, Larry (Iowa) ... LB (1) 1975
Engebretsen, Paul (Northwestern) G (1) 1932
Englund, Harry ... E (4) 1920
Erickson, Harold* (Wash. & Jeff.) HB (1) 1925
Evans, Earl (Harvard) ... T (4) 1926
Evans, Fred (Notre Dame) ... HB (1) 1948
Evans, Vince (USC) ... QB-KR (2) 1977
Evey, Dick (Tennessee) ... T (6) 1964

— F —

Falkenberg, Herb (Trinity)	FB	(1)	1951
Famiglietti, Gary (Boston U.)	FB	(8)	1938
Fanning, Stan (Idaho)	T	(3)	1960
Farmer, George (U.C.L.A.)	WR	(6)	1970
Farrington, John* (Prairie View)	E	(4)	1960
Farris, Tom (Wisconsin)	QB	(2)	1946
Feathers, Beattie (Tennessee)	HB	(4)	1934
Febel, Fritz* (Purdue)	G	(1)	1935
Federovich, John (Davis & Elkins)	T	(2)	1941
Feichtinger, Andy*	E	(2)	1920
Fencik, Gary (Yale)	S	(3)	1976
Fenimore, Bob (Oklahoma A&M)	HB	(1)	1947
Ferguson, J. B.	T	(1)	1932
Ferguson, Jim (So. California)	C/LB	(1)	1969
Fetz, Gus*	FB	(1)	1923
Figner, George (Colorado)	HB	(1)	1953
Flaherty, Pat* (Princeton)	E	(1)	1923
Flanagan, Dick (Ohio State)	G	(2)	1948
Flanagan, Latham (Carnegie Tech)	E	(1)	1931
Fleckenstein, Bill (Iowa)	G	(6)	1925
Floyd, Bobby Jack (TCU)	FB	(1)	1953
Ford, Charlie (Houston)	CB	(3)	1971
Fordham, Jim* (Georgia)	FB	(2)	1944
Forrest, Tom (Cincinnati)	G	(1)	1974
Forte, Aldo (Montana)	G	(4)	1939
Fortmann, Dan (Colgate)	G	(8)	1936
Fortunato, Joe (Mississippi St.)	LB	(12)	1955
Francis, Sam (Nebraska)	FB	(2)	1937
Franklin, Paul* (Franklin)	E	(5)	1930
Frump, Milton (Ohio Wesleyan)	G	(1)	1930

— G —

Gagnon, Dave (Ferris St.)	RB	(1)	1974
Gaines, Wentford (Cincinnati)	CB	(1)	1978
Galimore, Willie* (Florida A&M)	HB	(7)	1957
Gallagher, Dave (Michigan)	DE	(1)	1974
Gallarneau, Hugh (Stanford)	HB	(5)	1941
Garrett, Carl (N. Mex. Highlands)	RB	(2)	1973
Garrett, T. (Oklahoma A&M)	C	(2)	1947
Garrett, W. D. (Mississippi State)	T	(1)	1950
Garvey, A. "Hec" (Notre Dame)	E	(4)	1922
Garvey, Ed (Notre Dame)	HB	(1)	1925
Gentry, Curtiss (Maryland State)	DB	(3)	1966
George, Bill (Wake Forest)	G/LB	(14)	1952
Gepford, Sid* (Millikin & Bethany)	B	(1)	1919
Gersbach, Carl (West Chester St.)	LB	(1)	1975
Geyer, Bill (Colgate)	HB	(3)	1942
Gibron, Abe (Purdue)	G	(2)	1958
Gilbert, Kline (Mississippi)	T	(5)	1953
Gilliam, John (S. Carolina St.)	WR	(1)	1977
Glenn, Bill (Eastern Illinois)	QB	(2)	1941
Glueck, Larry (Villanova)	B	(3)	1963
Goebel, Paul (Michigan)	E	(1)	1925
Goodnight, Owen* (Hardin-Sims)	QB	(1)	1946

Gordon, Dick (Michigan State)	HB	(7)	1965
Gordon, Lou* (Illinois)	T	(1)	1938
Gorgal, Ken (Purdue)	HB	(2)	1955
Grabowski, Jim (Illinois)	RB	(1)	1971
Graham, Conrad (Tennessee)	DB	(1)	1973
Grandberry, Ken (Wash. St.)	RB	(1)	1974
Grange, Garland "Gardie" (Illinois)	E	(3)	1929
Grange, Harold "Red" (Illinois)	HB	(8)	1925
Green, Bobby Joe (Florida)	P	(12)	1962
Greenwood, Glen* (Iowa)	HB	(1)	1924
Grim, Bob (Oregon State)	WR	(1)	1975
Grosvenor, George (Colorado)	HB	(2)	1935
Grygo, Al* (South Carolina)	HB	(2)	1944
Gudauskas, Pete (Murray State)	G	(2)	1943
Gulyanics, George (Ellisville, JC)	HB	(6)	1947
Gunn, Jimmy (USC)	LB	(6)	1970
Gunner, Harry (Oregon State)	DE	(1)	1970

— H —

Haddon, Aldous (Wash. & Jeff.)	B	(1)	1928
Halas, George (Illinois)	E	(10)	1920
Hale, Dave (Ottawa)	DE	(3)	1969
Haluska, Jim (Wisconsin)	HB	(1)	1956
Hamity, Lewis (Chicago)	HB	(1)	1941
Hamlin, Gene (West. Michigan)	C	(1)	1971
Hammond, Henry (Southwestern)	E	(1)	1937
Hanke, Carl* (Minnesota)	G	(1)	1922
Hanny, Frank* (Indiana)	E	(5)	1922
Hansen, Clifford (Luther)	HB	(1)	1933
Hansen, Wayne (Texas Western)	C	(10)	1950
Hardy, Cliff (Michigan State)	CB	(1)	1971
Harley, Charles Chic* (Ohio St.)	RB	(1)	1921
Harper, Roland (Louisiana Tech)	RB	(4)	1975
Harris, Richard (Grambling)	DE	(2)	1974
Harrison, Jim (Missouri)	RB	(4)	1971
Hart, Tommy (Morris Brown)	DE	(1)	1978
Hartenstine, Mike (Penn St.)	DE	(4)	1975
Hartman, Fred (Rice)	T	(1)	1947
Haselrig, Clint (Michigan)	WR	(1)	1974
Hattley, John (Sul Ross)	G	(1)	1953
Hazelton, Major (Florida A&M)	DB	(2)	1968
Healey, Ed* (Dartmouth)	T	(6)	1922
Healey, Don (Maryland)	G	(2)	1958
Heardon, Tom* (Notre Dame)	QB	(1)	1929
Heileman, Charles* (Iowa State)	E	(1)	1939
Helwig, John (Notre Dame)	G	(4)	1953
Hempel, Bill (Carroll)	T	(1)	1942
Hensley, Dick (Kentucky)	E	(1)	1953
Herron, Bruce (New Mexico)	LB	(1)	1978
Hester, Jim (North Dakota)	TE	(1)	1970
Hewitt, Bill* (Michigan)	E	(5)	1932
Hibbs, Jesse (Southern California)	T	(1)	1931
Hicks, Tom (Illinois)	LB	(3)	1976
High, Lennie	HB	(1)	1920
Hill, Harlon (Florence St. Tchrs.)	E	(8)	1954
Hill, Ike (Catawba)	WR	(2)	1973

Hoban, Mike (Michigan)	G	(1)	1974
Hobscheid, Fred* (Chicago)	G	(1)	1927
Hodgins, Norm (Louisiana St.)	S	(1)	1974
Hoffman, Jack (Xavier)	E	(5)	1952
Hoffman, John (Arkansas)	E	(8)	1949
Hoffman, John (Hawaii)	DE	(1)	1971
Holloway, Glen (No. Texas State)	G	(4)	1970
Holman, Willie (So. Carolina St.)	DE	(6)	1968
Holmer, Walter (Northwestern)	FB	(2)	1929
Holovak, Mike (Boston College)	FB	(2)	1947
Hoptowit, Al (Washington State)	T	(5)	1941
Horton, Larry (Iowa)	DT	(2)	1972
Howley, Charles (West Virginia)	C	(2)	1958
Hrivnak, Gary (Purdue)	DT	(4)	1973
Huarte, John (Notre Dame)	QB	(1)	1972
Huff, Gary (Florida State)	QB	(4)	1973
Huffine, Ken* (Purdue)	FB	(1)	1921
Hugasian, Harry (Stanford)	HB	(1)	1955
Hughes, Bernard* (Oregon)	C	(1)	1941
Hughes, Billy* (Texas)	C	(2)	1940
Hull, Mike (So. California)	FB	(3)	1968
Hultz, Don (Southern Miss.)	DT	(1)	1974
Hunsinger, Chuck (Florida)	HB	(3)	1950
Hunt, Jackie (Marshall)	HB	(1)	1945
Hurst, William (Oregon)	G	(1)	1924
Hyland, Bob (Boston College)	C	(1)	1970

— I —

Ingwerson, Burt* (Illinois)	G	(2)	1920
Ippolita, Anthony* (Purdue)	G	(1)	1943

— J —

Jackson, Bobby (Alabama)	HB	(1)	1961
Jackson, Noah (Tampa)	G	(4)	1975
Jackson, Randy (Florida)	T	(8)	1967
Jagade, Chick* (Indiana)	FB	(2)	1954
James, Dan (Ohio)	T	(1)	1967
Janet, Ernie (Washington)	G	(3)	1972
Jarmoluk, Mike (Temple)	T	(2)	1946
Jecka, Ralph (Northwestern)	G	(1)	1955
Jencks, Robert (Miami, O.)	E	(2)	1963
Jensvold, Leo* (Iowa)	QB	(1)	1931
Jeter, Bob (Iowa)	CB	(3)	1971
Jeter, Perry	RB	(2)	1956
Jewett, Bob (Michigan State)	E	(1)	1958
Jiggetts, Dan (Harvard)	T	(3)	1976
Joesting, Herb* (Minnesota)	FB	(2)	1931
Johnson, Albert (Kentucky)	FB	(1)	1938
Johnson, Bill (So. Methodist)	G	(2)	1946
Johnson, Greg (Florida St.)	DT	(1)	1977
Johnson, Jack (Miami)	B	(1)	1957
Johnson, John (Indiana)	T	(6)	1963
Johnson, Leo (Millikin)	HB	(1)	1920
Johnson, O. G.	FB	(1)	1924
Johnson, Pete (V.M.I.)	B	(1)	1959

Johnsos, Luke (Northwestern)	E	(9)	1929
Jones, Bob (San Diego State)	E	(1)	1967
Jones, Edgar (Pittsburgh)	HB	(1)	1945
Jones, Jerry* (Notre Dame)	G	(2)	1920
Jones, Jimmy (Wisconsin)	E	(3)	1965
Jones, Stan (Maryland)	T	(12)	1954
Juenger, Dave (Ohio U.)	WR	(1)	1973

— K —

Karr, William (West Virginia)	E	(6)	1933
Karras, Ted (Indiana)	G	(5)	1960
Karwales, Jack (Michigan)	E	(2)	1946
Kassel, Chuck (Illinois)	E	(1)	1927
Kavanaugh, Ken (Louisiana State)	E	(8)	1940
Kawal, Ed* (Illinois)	C	(6)	1931
Keane, Jim (Iowa)	E	(6)	1946
Keefe, Jerry* (Notre Dame)	G	(1)	1920
Kelly, Elmer (Wichita U.)	E	(1)	1944
Kelly, Jim (Tenn. St.)	TE	(1)	1974
Kendricks, Jim (Texas A&M)	T	(1)	1924
Keriasotis, Nick (St. Ambrose)	G	(3)	1942
Kiesling, Walter* (St. Thomas)	G	(1)	1934
Kilcullen, Bob (Texas Tech.)	T	(8)	1957
Kilgore, Jon (Auburn)	P	(1)	1968
Kindt, Don (Wisconsin)	HB	(9)	1947
King, Ralph (Chicago)	T	(1)	1925
Kinney, Steve (Utah State)	T	(2)	1973
Kirk, Ken (Mississippi)	C	(1)	1960
Kissell, Adolph (Boston College)	FB	(1)	1942
Klawitter, Dick* (S. Dakota State)	C	(2)	1956
Klein, Dick (Iowa)	T	(2)	1958
Knopp, Oscar* (Illinois)	FB	(6)	1923
Knox, Bill (Purdue)	DB	(3)	1974
Knox, Ron (U.C.L.A.)	QB	(1)	1957
Koehler, Robert* (Northwestern)	FB	(2)	1920
Kolman, Ed (Temple)	T	(5)	1940
Konovsky, Bob (Wisconsin)	G	(1)	1960
Kopcha, Joe (Chattanooga)	G	(5)	1929
Kortas, Kenneth (Louisville)	T	(1)	1969
Kosins, Gary (Dayton)	RB	(3)	1972
Kreamcheck, John (Wm. & Mary)	T	(3)	1953
Kreitling, Rich (Illinois)	E	(1)	1964
Kriewald, Doug (West Texas State)	G	(2)	1967
Kuechenberg, Rudy (Indiana)	LB	(3)	1967
Kurek, Ralph (Wisconsin)	FB	(6)	1965

— L —

LaFleur, Joe* (Marquette)	FB	(3)	1922
LaForest, W.	FB	(1)	1920
Lahar, Harold (Oklahoma)	G	(1)	1941
Lamb, Walter (Oklahoma)	E	(1)	1946
Lanum, R. "Jake"* (Ill. & Millikin)	B	(5)	1920
Larson, Fred* (Notre Dame)	C	(1)	1922
Latta, Greg (Morgan State)	TE	(4)	1975
Lawler, Allen (Texas)	HB	(1)	1948

Lawson, Roger (West, Michigan)	RB	(2)	1972	Maznicki, F. (Boston College)	HB	(2)	1942
Layne, Bobby (Texas)	QB	(1)	1948	McAfee, George (Duke)	HB	(8)	1940
Leclerc, Roger (Trinity)	LB	(7)	1960	McColi, Bill (Stanford)	E	(8)	1952
Lee, Buddy (Louisiana State)	QB	(1)	1971	McDonald, Lester* (Nebraska)	E	(3)	1937
Lee, Herman (Florida A&M)	T	(9)	1958	McElwain, Bill (Northwestern)	HB	(1)	1925
Leeuwenburg, Rich (Stanford)	T	(1)	1965	McEnulty, Doug (Wichita)	FB	(2)	1943
Leggett, Earl (Louisiana State)	T	(10)	1957	McGee, Tony (Bishop College)	DE	(3)	1971
Lemon, Clifford* (Centre)	T	(1)	1926	McKinney, Bill (West Texas)	LB	(1)	1972
Leonard, James (Colgate)	T	(1)	1924	McLean, Ray* (St. Anselms)	HB	(8)	1940
Lesane, James (Virginia)	HB	(2)	1952	McMillen, Jim (Illinois)	G	(6)	1924
Lick, Dennis (Wisconsin)	T	(3)	1976	McMullen, Daniel (Nebraska)	G	(2)	1930
Line, Bill (Southern Methodist)	DT	(1)	1972	McPherson, Forrest (Nebraska)	G	(1)	1935
Lintzenich, Joseph (St. Louis)	FB	(2)	1930	McRae, Bennie (Michigan)	HB	(9)	1962
Lipscomb, Paul* (Tennessee)	T	(1)	1954	McRae, Franklin (Tenn. State)	DT	(1)	1967
Livers, Virgil (W. Kentucky)	CB-PR	(4)	1975	Meadows, Ed* (Duke)	E	(3)	1954
Livingston, Andy (Phoenix JC)	B	(2)	1964	Mellekas, John (Arizona)	T	(5)	1956
Logan, James (Indiana)	G	(2)	1942	Merkel, Monte (Kansas)	G	(2)	1942
Long, Harvey (Detroit)	T	(1)	1929	Meyers, Jerry (N. Illinois)	DE-DT	(3)	1976
Long, Johnny* (Colgate)	QB	(2)	1944	Michaels, Edward (Villanova)	G	(1)	1935
Lowe, Lloyd (North Texas State)	HB	(2)	1953	Mihal, Joe* (Purdue)	T	(2)	1940
Luckman, Sid (Columbia)	QB	(12)	1939	Miller, Charles "Ookie" (Purdue)	C	(6)	1932
Lujack, Johnny (Notre Dame)	QB	(4)	1948	Miller, Milford (Chadron)	T	(1)	1932
Lyle, Garry (Geo. Washington)	CB	(7)	1968	Milner, Bill (Duke)	G	(3)	1947
Lyman, Roy "Link"* (Nebraska)	T	(9)	1926	Minini, Frank (San Jose St.)	HB	(3)	1947
Lyon, George (Kansas State)	T	(1)	1929	Mintum, John F. "Jack"*	C	(2)	1921

— M —

MacLeod, Robert (Dartmouth)	HB	(2)	1939	Molesworth, Keith* (Monmouth)	HB	(7)	1931
MacWherter, Kile* (Bethany)	FB	(1)	1920	Montgomery, Randy (Weber St.)	CB	(1)	1974
Macon, Ed (College of Pacific)	HB	(2)	1952	Montgomery, Ross (TCU)	FB	(2)	1969
Magnani, Dante (St. Mary's)	HB	(4)	1942	Mooney, Jim* (Georgetown)	E	(1)	1935
Maillard, Ralph (Creighton)	T	(1)	1929	Mooney, Tipp (Abilene Christian)	HB	(3)	1944
Malone, Charles (Texas A&M)	E	(1)	1933	Moore, Allen (Northwestern)	QB	(1)	1932
Manders, Jack* (Minnesota)	HB	(8)	1933	Moore, Jerry (Arkansas)	S	(2)	1971
Maniaci, Joe (Fordham)	FB	(4)	1938	Moore, Joe (Missouri)	RB	(2)	1971
Manning, Pete (Wake Forest)	E	(2)	1960	Moore, McNeil (Sam Houston)	HB	(3)	1954
Manske, Edgar (Northwestern)	E	(4)	1937	Morgan, Mike (Wisconsin)	RB	(1)	1978
Marconi, Joe (West Virginia)	FB	(5)	1962	Morris, Francis (Boston U.)	HB	(1)	1942
Margarita, Bob (Brown)	HB	(3)	1944	Morris, Johnny (Santa Barbara)	FL	(10)	1958
Martin, Bill (Georgia Tech.)	E	(2)	1964	Morris, Jon (Holy Cross)	C	(1)	1978
Martin, Billy* (Minnesota)	HB	(3)	1962	Morris, Larry (Georgia Tech.)	LB	(7)	1959
Martin, Dave (Notre Dame)	LB	(1)	1969	Morrison, Fred (Ohio State)	FB	(4)	1950
Martin, Frank (Alabama)	HB	(1)	1941	Morton, John (Missouri)	E	(1)	1945
Martinovich, P. (College of Pacific)	G	(1)	1940	Moser, Robert (Pacific)	C	(3)	1951
Maslowski, Matt (San Diego U.)	WR	(1)	1972	Mosley, Henry (Morris Brown)	HB	(1)	1955
Mass, Wayne (Clemson)	OT	(3)	1968	Mucha, Charles (Washington)	G	(1)	1935
Masters, Bob (Baylor)	FB	(2)	1943	Mucha, Rudy (Washington)	G	(2)	1945
Masterson, Bernie* (Nebraska)	QB	(7)	1934	Muckensturm, Jerry (Ark. St.)	LB	(3)	1976
Masterson, Forest (Iowa)	C	(1)	1945	Mudd, Howard (Hillsdale)	G	(2)	1969
Mastrogany, Gus (Iowa)	E	(1)	1931	Mullen, Verne (Illinois)	E	(3)	1923
Matheson, Jack (West, Michigan)	E	(1)	1947	Mullins, Don R. (Houston)	HB	(2)	1961
Mattson, Riley (Oregon)	T	(1)	1965	Mullins, Noah (Kentucky)	HB	(4)	1946
Matuza, Al (Georgetown)	C	(4)	1941	Mundee, Fred (Notre Dame)	C	(3)	1943
May, Chester*	G	(1)	1920	Murray, Richard (Marquette)	T	(1)	1924
May, Walter O. "Red"*	G	(1)	1920	Murry, Don* (Wisconsin)	T	(8)	1924
Mayes, Rufus (Ohio State)	T	(1)	1969	Musso, George (Millikin)	G	(12)	1933

Musso, Johnny (Alabama)RB (3) 1975
 Myers, Denny* (Iowa)T (1) 1931

— N —

Nagurski, Bronko (Minnesota) ...FB (9) 1930
 Neacy, Clement* (Colgate)E (1) 1927
 Neal, Dan (Kentucky)C (4) 1975
 Neal, Ed (Louisiana State)G (1) 1951
 Neck, Tommy (Louisiana State) ..HB (2) 1962
 Negus, Fred (Wisconsin)C (1) 1950
 Neidert, John (Louisville)LB (1) 1970
 Nelson, Everett (Illinois)T (1) 1929
 Nesbitt, Dick* (Drake)HB (4) 1930
 Newsome, Billy (Grambling)DE (1) 1977
 Newton, Bob (Nebraska)G (5) 1971
 Nickla, Ed (Maryland)G (1) 1959
 Nix, Kent (T.C.U.)QB (2) 1970
 Nolting, Ray (Cincinnati)HB (9) 1936
 Norberg, Hank (Stanford)E (1) 1948
 Nordquist, Mark (Pacific)G-C (2) 1975
 Nori, Reino (DeKalb)HB (1) 1938
 Norman, Dick (Stanford)QB (2) 1961
 Nowaskey, Bob* (Geo. Wash.)E (3) 1940

— O —

O'Bradovich, Ed (Illinois)E (10) 1962
 O'Connell, J. F.* (Penn. St.)C (1) 1924
 O'Connell, Tom (Illinois)QB (1) 1953
 Oech, Verne (Minnesota)G (1) 1936
 Oelerich, John (St. Ambrose) ..HB (1) 1938
 Ogden, Ray (Alabama)TE (3) 1969
 O'Quinn, John (Wake Forest)E (2) 1950
 O'Rourke, Charles (Boston Col.) ..QB (1) 1942
 Osborne, Jim (Southern)DT (7) 1972
 Osmanski, Bill (Holy Cross)FB (7) 1939
 Osmanski, Joe (Holy Cross)FB (4) 1946

— P —

Pagac, Fred (Ohio State)TE (1) 1974
 Page, Alan (Notre Dame)DT (1) 1978
 Parsons, Bob (Penn State)P-TE (7) 1972
 Patterson, Billy (Baylor)QB (1) 1939
 Pauley, Frank Don (Wash. & Jeff.) T (1) 1930
 Payton, Walter (Jackson State) ...RB (4) 1975
 Pearce, W. "Pard"* (Penn.)QB (3) 1920
 Pearson, Madison* (Kansas)C (6) 1929
 Pederson, Jim (Augsburg)HB (1) 1932
 Peiffer, Dan (S.E. Missouri St.) ...C (3) 1975
 Percival, Mac (Texas Tech.)K (7) 1967
 Perez, Peter (Illinois)G (1) 1945
 Perina, Bob (Princeton)HB (2) 1949
 Perini, Pete (Ohio State)FB (2) 1954
 Perkins, Don (Plattsville)FB (2) 1945
 Petitbon, Richie (Tulane)HB (10) 1959
 Petty, John (Purdue)FB (1) 1942

Petty, Ross* (Illinois)G (1) 1920
 Phillips, Loyd (Arkansas)DE (3) 1967
 Phipps, Mike (Purdue)QB (2) 1977
 Pickets, Bob (Nebraska)T (2) 1967
 Pifferini, Bob (U.C.L.A.)LB (4) 1972
 Pinder, Cyril (Illinois)RB (2) 1971
 Plank, Doug (Ohio State)S (4) 1975
 Plasman, Dick (Vanderbilt)E (6) 1937
 Podmajersky, Paul (Illinois)G (1) 1944
 Polisky, John (Notre Dame)G (1) 1929
 Pollock, Bill (Penn. Mil. Acad.) ..HB (2) 1935
 Pool, Hampton (Stanford)E (4) 1940
 Preston, Pat (Wake Forest)G (4) 1946
 Pride, Dan (Jackson State)LB (2) 1968
 Proctor, Rex (Rice)HB (1) 1953
 Purnell, James (Wisconsin)LB (5) 1964
 Pyle, Mike (Yale)C (9) 1961
 Piccolo, Brian* (Wake Forest) ...HB (4) 1966

— R —

Rabold, Mike* (Indiana)G (3) 1964
 Rakestraw, Larry (Georgia)QB (4) 1964
 Ramsey, Frank (Oregon State)G (1) 1945
 Rather, Bo (Michigan)WR (5) 1974
 Reader, Russ (Michigan State)HB (1) 1947
 Reese, Lloyd (Tennessee)FB (1) 1946
 Reilly, Mike (Iowa)LB (5) 1964
 Rentner, Ernest Pug* (N. Western) HB (2) 1936
 Reppond, Mike (Arkansas)WR (1) 1973
 Rice, Andy (Texas Southern)DT (2) 1972
 Richards, Golden (Hawaii)WR (1) 1978
 Richards, Ray (Nebraska)T (4) 1933
 Richman, Harry (Illinois)G (1) 1929
 Rivera, Steve (California)WR (1) 1977
 Rives, Don (Texas Tech)LB (6) 1973
 Roberts, Tom (DePaul)G (2) 1943
 Roberts, Willie (Houston)CB (1) 1973
 Roder, Mirro (None)K (2) 1973
 Roehnel, William* (Bradley)G (2) 1958
 Rogers, Mel (Florida A&M)LB (1) 1977
 Roggeman, Tom (Purdue)G (2) 1956
 Romanik, Steve (Villanova)QB (4) 1950
 Romney, Milton* (Chicago)QB (5) 1925
 Ronzani, Gene* (Marquette)QB (8) 1933
 Rosequist, Ted (Ohio State)T (3) 1934
 Rowden, Larry (Houston)LB (1) 1971
 Rowland, Brad (McMurry)HB (1) 1951
 Rowland, Justin (T.C.U.)HB (1) 1960
 Rupp, Nelson* (Dennison)QB (1) 1921
 Russell, Reginald (Northwestern) ..E (1) 1928
 Ryan, John (Detroit)T (1) 1929
 Ryan, Rocky (Illinois)E (1) 1958
 Rydalch, Ron (Utah)DT (4) 1975
 Rydzewski, Frank (Notre Dame) ...C (1) 1923
 Rykovich, Julie* (Illinois)HB (3) 1949

— S —

Sacrinity, Nick (Wake Forest)	QB	(1)	1947
Sanderson, Reggie (Stanford)	RB	(1)	1973
Savoldi, Joe* (Notre Dame)	FB	(1)	1936
Sayers, Gale (Kansas)	HB	(7)	1965
Schiehl, John* (Santa Clara)	C	(2)	1945
Schmidt, Terry (Ball State)	S	(3)	1976
Schreiber, Larry (Tenn. Tech.)	RB	(1)	1976
Schroeder, Gene (Virginia)	E	(6)	1951
Schubert, Steve (U Mass.)	PR-WR	(4)	1975
Schuette, Paul* (Wisconsin)	G	(3)	1930
Schweda, Brian (Kansas)	DE	(1)	1966
Schweidler, Dick (St. Louis)	HB	(3)	1938
Scott, James (Henderson J.C.)	WR	(3)	1976
Scott, Ralph* (Wisconsin)	T	(5)	1921
Seais, George (Missouri)	G	(7)	1965
Seibering, Gerald (Drake)	FB	(1)	1932
Senn, Bill* (Knox)	HB	(6)	1926
Serini, Washington (Kentucky)	G	(4)	1948
Sevy, Jeff (California)	T-DE	(4)	1975
Seymour, Jim (Notre Dame)	WR	(3)	1970
Shank, J. L.	HB	(1)	1920
Shanklin, Ron (No. Texas St.)	WR	(2)	1975
Shaw, Glenn (Kentucky)	HB	(1)	1960
Shearer, Brad (Texas)	DT	(1)	1978
Shellog, Alec* (Notre Dame)	T	(1)	1939
Sherman, Saul (Chicago)	QB	(2)	1939
Shipkey, Jerry (U.C.L.A.)	FB	(1)	1953
Shoemaker, Hub (Illinois)	G	(2)	1920
Shy, Don (San Diego State)	RB	(3)	1970
Siegal, John (Columbia)	E	(5)	1939
Sigillo, Dom* (Xavier)	T	(2)	1943
Sigmund, Arthur W.	G	(1)	1923
Simmons, J. (Bethune-C'km'n)	WR	(1)	1969
Sisk, John (Marquette)	HB	(5)	1932
Sisk, Jr., John (Miami)	B	(1)	1964
Skibinski, John (Purdue)	RB	(1)	1978
Smeja, Rudy (Michigan)	E	(2)	1944
Smith, Clarence (Georgia)	E	(1)	1942
Smith, Eugene (Georgia Tech.)	G	(1)	1930
Smith, H. Allen* (Mississippi)	E	(2)	1947
Smith, J. D. (N. Car. A&T)	FB	(1)	1956
Smith, James (Compton J.C.)	HB	(1)	1961
Smith, Ray Gene (Midwestern)	HB	(4)	1954
Smith, Ron (Wisconsin)	S	(4)	1965
Smith, Russell* (Illinois)	T	(3)	1921
Snyder, Bob (Ohio U.)	QB	(5)	1939
Sorey, Revie (Illinois)	G	(4)	1975
Spivey, Mike (Colorado)	CB	(2)	1977
Sprinkle, Ed (Hardin-Simmons)	E	(12)	1944
Stahlman, Dick* (DePaul)	T	(1)	1933
Standlee, Norm (Stanford)	FB	(1)	1941
Stauberg, Gerald (Cincinnati)	G	(1)	1951
Staley, Bill (Utah State)	DT	(2)	1970
Steinbach, Larry* (St. Thomas)	G	(2)	1930

Steinkemper, Bill* (Notre Dame)	T	(2)	1942
Sternaman, Edward*	HB	(10)	1920
Sternaman, Joe (Illinois)	HB	(8)	1922
Stenn, Paul (Villanova)	G	(4)	1948
Steuber, Bob (Missouri)	HB	(2)	1942
Stickel, Walt (Pennsylvania)	T	(4)	1946
Stillwell, Roger (Stanford)	DE-DT	(3)	1975
Stinchcomb, Pete* (Ohio State)	QB	(2)	1921
Stoepel, Terry (Tulsa)	G	(1)	1967
Stolfa, Anton* (Luther)	HB	(1)	1939
Stone, Billy (Bradley)	HB	(4)	1951
Strickland, Larry (North Texas)	C	(6)	1954
Sturtridge, Dick (DePaul)	HB	(2)	1928
Stydahar, Joe* (West Virginia)	T	(9)	1936
Sullivan, Frank* (Loyola, N.O.)	C	(5)	1935
Sumner, Charles (Wm. & Mary)	HB	(4)	1955
Sweeney, Jake (Cincinnati)	T	(1)	1944
Swisher, Bob (Northwestern)	HB	(5)	1938
Szymanski, Frank (Notre Dame)	C	(1)	1949

— T —

Tackwell, C. O.* (Kansas State)	E	(3)	1931
Taft, Merrill (Wisconsin)	FB	(1)	1924
Taylor, Clifton (Memphis St.)	RB	(1)	1974
Taylor, J. R. "Tarz"* (Ohio State)	G	(2)	1921
Taylor, Joe (No. Carolina A&T)	DB	(8)	1967
Taylor, Lionel (Highland U.)	E	(1)	1959
Taylor, Roosevelt (Grambling)	DB	(8)	1961
Thomas, Bob (Notre Dame)	K	(4)	1975
Thomas, Earl (Houston)	WR	(3)	1971
Thompson, Russ (Nebraska)	T	(4)	1936
Thrower, Willie (Michigan State)	QB	(1)	1953
Tom, Mel (San Jose State)	DE	(3)	1973
Torrance, Jack* (Louisiana State)	T	(2)	1939
Trafton, George* (Notre Dame)	C	(13)	1920
Trost, Milt (Marquette)	T	(5)	1935
Tucker, Bill (Tennessee State)	RB	(1)	1971
Turner, Cecil (California Poly)	FL	(6)	1968
Turner, Clyde (Hardin-Simmons)	C	(12)	1940

— U —

Usher, Lou* (Syracuse)	T	(1)	1920
----------------------------------	---	-----	------

— V —

Vactor, Ted (Nebraska)	CB	(1)	1975
Vallez, Emilio (New Mexico)	TE	(2)	1968
Van Valkenburg, Pete (BYU)	RB	(1)	1974
Veach, Walter*	HB	(1)	1920
Venturelli, Fred (None)	T	(1)	1948
Vick, Ernie (Michigan)	C	(3)	1925
Vick, Richard (Wash. & Jeff.)	QB	(1)	1925
Vodicka, Joe (Lewis Institute)	HB	(3)	1943
Voss, Walter "Tillie"* (Detroit U.)	E	(2)	1927
Vucnich, Milt (Stanford)	G	(1)	1945

— W —

Wade, Charles (Tenn. St.)	WR	(1)	1974
Wade, William (Vanderbilt)	QB	(6)	1961
Wager, Clinton (St. Mary's)	E	(2)	1941
Wallace, Bob (Texas-El Paso)	E	(5)	1968
Wallace, Stan (Illinois)	HB	(4)	1954
Walquist, Laurie (Illinois)	QB	(10)	1922
Walterscheid, Len (S. Utah)	S-KR	(2)	1977
Ward, John (Oklahoma State)	C-G	(1)	1976
Watkins, Bobby (Ohio State)	HB	(3)	1955
Weatherly, Gerald (Rice)	C	(3)	1956
Wetoska, Bob (Notre Dame)	T	(10)	1960
Wetzel, Damon (Ohio State)	HB	(1)	1935
Wheeler, Ted (W. Texas State)	G	(1)	1970
Wheeler, Wayne (Alabama)	WR	(1)	1974
White, Roy (Valparaiso)	FB	(5)	1923
White, Wilford (Ariz. St.)	HB	(2)	1951
Whitman, S. J. (Tulsa)	HB	(2)	1953
Whitsell, Dave (Indiana)	DB	(6)	1961
Whittenton, Jesse (West Texas)	HB	(1)	1958
Wightkin, Bill (Notre Dame)	DE	(8)	1950
Williams, Bob (Notre Dame)	QB	(3)	1951

Williams, Broughton (Florida)	T	(1)	1947
Williams, Fred (Arkansas)	T	(12)	1952
Williams, Perry (Purdue)	RB	(1)	1974
Wilson, George* (Northwestern)	E	(11)	1937
Wilson, Nemiah (Grambling)	CB	(1)	1975
Wright, Steve (Alabama)	T	(1)	1971
Wynne, Elmer (Notre Dame)	FB	(1)	1928

— Y —

Youmans, Maury (Syracuse)	T	(4)	1960
Young, Adrian (So. Calif.)	LB	(1)	1973
Young, Randolph (Millikin)	T	(1)	1920
Youngblood, George (L.A. State)	S	(1)	1969
Yourist, Abe	E	(1)	1923

— Z —

Zarnas, Gust (Ohio State)	G	(1)	1938
Zeller, Joe (Indiana)	G	(6)	1933
Zizak, Vince* (Villanova)	G	(1)	1934
Zorich, George* (Northwestern)	G	(3)	1944
Zucco, Vic (Michigan State)	HB	(3)	1957

Assistant Coaches

Name	Seasons	Years		
Allen, George	8	1958-65	Haupt, Dale	1 1978
Anderson, Hunk	8	1940-42, 1946-50	Hilton, John	3 1975-77
Austin, Bill	1	1971	Jagade, Chick	1 1956
Bratkowski, Zeke	3	1972-74	Johnsos, Luke	30 1935-39, 1941-42 1946-68
Brumbaugh, Carl	3	1938, 1940, 1944	Kuhlmann, Hank	1 1978
Callahan, Ray	3	1975-77	LaRue, Jim	1 1978
Carr, Jim	3	1969, 1973-74	Lord, Bob	1 1974
Cherundolo, Chuck	6	1966-68, 1972-74	Luckman, Sid	16 1954, 1956-70
Cody, Ed	6	1965-70	Mather, Chuck	8 1958-65
Conner, George	2	1956-57	Meyer, Ken	1 1978
DeCorrevont, Bill	1	1949	Moss, Perry	4 1970-73
Dimancheff, Babe	3	1966-68	O'Connor, Fred	3 1975-77
Dooley, Jim	5	1963-67	Ringo, Jim	3 1969-71
Dovell, Whitey	3	1972-74	Ronzani, Gene	3 1947-49
Driscoll, Paddy	20	1941-55, 1958-62	Ryan, Buddy	1 1978
Ecklund, Brad	3	1975-77	Scovil, Doug	1 1978
Fichtner, Ross	3	1975-77	Shaughnessy, Clark	12 1951-62
Fortunato, Joe	2	1967-68	Shaw, Bob	3 1969-71
Frei, Jerry	1	1978	Shinnick, Don	2 1970-71
George, Bill	1	1972	Stoltz, Jerry	4 1973-76
Gibron, Abe	7	1965-71	Stydahar, Joe	2 1963-64
Gillman, Sid	1	1977	Turner, Bulldog	4 1952-56
Goldston, Ralph	1	1974	Walquist, Laurie	2 1933-34
Grange, Red	8	1933-40	Wilson, George	2 1947-48
Handler, Phil	17	1952-68		

All-League Selections

(As Listed By The National Football League)

1931	Red Grange	HB	1949	Ray Bray	G
1932	Jules Carlson	G	1950	Dick Barwegan	G
	Luke Johnsos	E		George Connor	T
	Bronko Nagurski	FB		Johnny Lujack	QB
1933	Bill Hewitt	E	1951	Dick Barwegan	G
	Joe Kopcha	G		George Connor	QT & DT
	Bronko Nagurski	FB	1952	George Connor	LB & OT
1934	Beattie Feathers	HB	1953	George Connor	LB & OT
	Bill Hewitt	E	1954	Harlon Hill	E
	Joe Kopcha	G	1955	George Connor	LB
	Bronko Nagurski	FB		Bill George	MG
1935	Bill Karr	E		Harlon Hill	E
	Joe Kopcha	G		Stan Jones	G
	George Musso	T		Bill Wightkin	T
1937	George Musso	T	1956	Rick Casares	FB
	Joe Stydahar	T		Bill George	MG
1938	Danny Fortmann	G		Harlon Hill	E
	Joe Stydahar	T		Stan Jones	G
1939	Danny Fortmann	G		Larry Strickland	C
	Bill Osmanski	FB	1957	Bill George	LB
	Joe Stydahar	T		Larry Strickland	C
1940	Danny Fortmann	G	1958	Bill George	LB
	Joe Stydahar	T	1959	Bill George	LB
1941	Danny Fortmann	G		Stan Jones	G
	Sid Luckman	QB	1960	Doug Atkins	DE
	George McAfee	HB		Bill George	LB
	Bulldog Turner	C		Stan Jones	G
1942	Lee Artoe	T	1961	Doug Atkins	DE
	Gary Famiglietti	FB		Mike Ditka	TE
	Danny Fortmann	G		Bill George	LB
	Sid Luckman	QB	1962	Mike Ditka	TE
	Bulldog Turner	C	1963	Doug Atkins	DE
1943	Harry Clark *	HB		Mike Ditka	TE
	Sid Luckman	QB		Joe Fortunato	LB
	Dante Magnani	HB		Bill George	MLB
	Bulldog Turner	C		Richie Petitbon	S
1944	Sid Luckman *	QB		Roosevelt Taylor	S
	Bulldog Turner	C	1964	Mike Ditka	TE
1945	Sid Luckman *	QB		Joe Fortunato	LB
1946	Ken Kavanaugh	E		Johnny Morris	FL
	Ray Bray	G	1965	Dick Butkus	MLB
	Hugh Gallarneau	HB		Joe Fortunato	LB
	Sid Luckman	QB		Gale Sayers	RB
	Bulldog Turner	C	1966	Gale Sayers	RB
1947	Fred Davis	T	1967	Dick Butkus	MLB
	Ken Kavanaugh	E		Gale Sayers	RB
	Sid Luckman	QB	1968	Dick Butkus	MLB
1948	Ray Bray	G		Gale Sayers	RB
	Bulldog Turner	C			

All-League Selections

(As Listed By The National Football League)

1969 Dick Butkus	MLB	1975 Wally Chambers	DT
Gale Sayers	RB	1976 Wally Chambers	DT
1970 Dick Butkus	MLB	Walter Payton	RB
Dick Gordon	WR	1977 Walter Payton	RB
1972 Dick Butkus	MLB	1978 Walter Payton	RB

* No official team recognized

Bears in the Pro-Bowl

(1951-1970 NFL East vs. West, 1971 — NFC vs. AFC)

1979: Walter Payton, RB	Roosevelt Taylor, DB	Rick Casares, RB
1978: Allan Ellis, CB	Mike Pyle, C	J. C. Caroline, HB
Walter Payton, † RB	Bill Wade, QB	Larry Strickland, C
1977: Wally Chambers, DT	Joe Marconi, RB	McNeil Moore, HB
Walter Payton, RB	George Halas, Coach	
1976: Wally Chambers, DT	1963: Mike Ditka, TE	1956: Stan Jones, G
1975: None	Doug Atkins, DE	Bill Wightkin, T
1974: Wally Chambers, DT	Joe Fortunato, LB	Harlon Hill, WR
1973: Dick Butkus, LB	Richie Petitbon, DB	Rick Casares, RB
Ron Smith, KR		Jack Hoffman, E
1972: Dick Gordon, WR	1962: Stan Jones, G	Ed Brown, QB
Dick Butkus, LB	Doug Atkins, DE	Bill George, LB
1971: Dick Butkus, LB	Bill George, LB	1955: Harlon Hill, WR
Cecil Turner, KR	Mike Ditka, TE	Bill Bishop, T
Bobby Joe Green, P	1961: Stan Jones, G	Bill George, LB
Dick Gordon, * WR	Doug Atkins, DE	Ed Sprinkle, DE
1970: Gale Sayers, † RB	Bill George, LB	1954: George Connor, T-LB
Dick Butkus, LB	Johnny Morris, FL	Don Kindt, HB
1969: Dick Butkus, LB	1960: Stan Jones, G	Jack Hoffman, E
Roosevelt Taylor, DB	Doug Atkins, DE	Fred Williams, DT
Gale Sayers, * RB	Bill George, LB	1953: Dick Barwegan, G
1968: Gale Sayers, † RB	Rick Casares, RB	Fred Williams, DT
Dick Butkus, LB	Erich Barnes, DB	Gene Schroeder, E
1967: Gale Sayers, † RB	Fred Williams, DT	George Connor, T-LB
Dick Butkus, LB	1959: Doug Atkins, † DE	Ed Sprinkle, DE
Richie Petitbon, DB	Stan Jones, G	
1966: Gale Sayers, RB	Joe Fortunato, LB	1952: Dick Barwegan, G
Dick Butkus, LB	Bill George, LB	George Connor, T-LB
Doug Atkins, DE	Willie Galimore, RB	John Dottley, RB
Joe Fortunato, LB	Rick Casares, RB	Bulldog Turner, C-LB
Mike Ditka, TE	Fred Williams, DT	Johnny Lujack, QB
1965: Joe Fortunato, LB	1958: Doug Atkins, DE	Ed Sprinkle, DE
Mike Ditka, TE	Rick Casares, RB	Ray Bray, G
Johnny Morris, * FL	Bill George, LB	1951: Ray Bray, G
1964: Joe Fortunato, LB	Stan Jones, G	Ed Sprinkle, DE
Mike Ditka, TE	Kline Gilbert, T	George Connor, T-LB
Doug Atkins, DE	1957: Harlon Hill, WR	Fred Davis, T
Richie Petitbon, DB	Stan Jones, G	Dick Barwegan, G
	Bill George, LB	Bulldog Turner, C-LB
	Ed Brown, QB	Johnny Lujack, QB


* Denotes selected for game but did not play due to injuries.

† Denotes game's outstanding back, lineman


BEAR HISTORICAL HIGHLIGHTS

9/17/20—George Halas representing the Decatur Staleys meets with representatives of 12 other clubs at Ralph Hay's Hupmobile showroom in Canton, O., forming the American Professional Football Association—which later became the NFL. Membership is set at \$100.


1920—The Staleys shutout 12 of their 13 foes, lose only to the Chicago Cardinals (7-6 at Normal Park)



GEORGE HALAS, End-Coach-Owner, inducted 1963. Started Bears as Decatur Staleys in 1920; has been with Bears ever since (with time out for Navy duty in WWII). Co-organizer of forerunner of NFL. Coached for 40 seasons and retired with an all-time 326 victories. Played pro ball for 11 seasons starting with Hammond Pros in 1919. Wore jersey 7.



GEORGE TRAFTON, C, inducted 1964. Played 12 seasons with Bears from 1920 to '32 and never made a bad snap. College star at Notre Dame. First center to snap with one hand. Wore jersey 13.



ED HEALEY, T, inducted 1964. Played for Bears five seasons from 1922 to 1927. First player purchased by Bears—from Rock Island where he played two seasons. Termed "the most versatile tackle of all time" by Halas. First president (1937) of Bear alumni association. College ball at Dartmouth. Wore jersey 16.

and post a 10-1-2 record. Each player is paid \$1,900 for the season.

1921—Decatur Staley AC becomes Chicago Staleys, plays in Wrigley Field, and wins the APFA title with 9-1-1 record. A. E. Staley gives George Halas the Club with \$5,000 to keep the Staley name for the season. Halas makes Dutch Sternaman his partner.

1/28/22—Franchise renamed Chicago Bears.

1922—Bears have League's first "fight song" when "Pride of Old Chicago" is composed. It's Club's official song until 1941.

11/27/22—First Chicago player deal: Bears buy tackle Ed Healey's contract from the Rock Island Independents for \$100—twice the going rate for a franchise that season.

12/7/24—Bears defeat Cleveland Bulldogs 23-0 at Wrigley Field for NFL championship that is later awarded to Cleveland at League meeting.

11/22/25—Harold Red Grange signs with Bears and pro football leaves its cradle. His agent C. C. (Cash & Carry) Pyle negotiates a \$100,000 deal with the Bears.

11/26/25—Halas takes the Bears and Grange on a 19-game coast-to-coast tour that sees the Club play 19 games from Nov. 26 thru Jan. 31 interrupted by a two-week rest. The Bears post a 13-5-1 record during the incredible endurance run.

11/26/25—Grange's first game . . . 36,000 see Bears and Cardinals go 0-0 in Wrigley Field with Grange held to 36 yards.

11/29/25—A snowstorm holds Wrigley crowd to 28,000 but Grange runs for 140 yards and Bears trip Columbus Tigers 14-13.

12/2/25—Grange scores 4 TDs as Chicago crushes St. Louis 39-6 in St. Louis.

12/5/25—35,000 pack Philadelphia's Shibe Park to see Grange score 2 TDs and the Bears top the Frankford Yellowjackets 14-7.

12/6/25—73,000 New Yorkers watch Grange ramble 30 yards with an interception for his only TD as the Bears defeat the Giants 19-7.

1/1/26—Grange runs for 135 yards against Jim Thorpe's Tampa Cardinals and the Bears win 17-3.

1/16/26—Grange gets 2 TDs as the Bears impress 75,000 in the LA Coliseum beating the LA Tigers 17-7.

1/31/26—Grange rambles for 99 yards and 2 TDs as Bears destroy Washington All-Stars in Seattle 34-0.

3/1/26—Bears open Loop offices at 111 W. Washington.

1927—Playing for NY Yankees against Bears. Grange catches cleats in mud and claims "I was just another halfback after that."

1928—Grange resigns with Bears and plays until 1934.

9/12/28—Bears begin daily practicing at Wrigley Field.

1930—After a 4-8-2 1929 season, George Halas replaces himself as head coach with Ralph Jones. Jones posts a 24-10-7 record during his three seasons.

1930—Bears fined \$1,000 by Commissioner Joe Carr for premature signing of Notre Dame RB Joe Savoldi. Savoldi plays just four games losing job to Bronko Nagurski.

1930—Bears and Cardinals play football's first indoor game on an 80-yard field at Chicago Stadium. It's an exhibition for unemployment relief.

11/16/31—New Yorkers (including Gov. Alfred E. Smith and Mayor Jimmy Walker) in field boxes at \$100 a seat watch Bears top Giants in Polo Grounds 12-6.

12/18/32—Bronko Nagurski hits Red Grange with a two-yard TD pass and the Bears top the Portsmouth Spartans 9-0 for the NFL championship. The game was played before 11,198 indoors at Chicago Stadium on an 80-yard field.

1932—Franchise loses \$18,000 prompting Dutch Sternaman to unload his half of the Bears to George Halas.

1933—George Halas returns as head coach and takes club out of town for training camp for the first time. University of Notre Dame is the host.

11/5/33—Boston Redskins delight home fans by whitewashing Bears 10-0 ending Chicagoan's 30-game unbeaten string.

12/17/33—Bears use Rookie Jack Manders' accurate kicking for 11 points and defeat the Giants 23-11 in the NFL's first championship game. Some 26,000 Chicagoans watched in Wrigley Field as the Bears notched the winning TD—a Bronko Nagurski pass to Bill Hewitt who lateraled to Bill Karr, covering 36 yards.

1934—Halas University, the Bears alumni association, begins. Annually, Bear veterans return during season for Homecoming Weekend.

1934—Bears hold training camp at Lane Tech High in the City.

8/31/34—A classic is born as 79,432 watch the NFL champion Bears held to a scoreless tie by the

HAROLD (RED) GRANGE, HB, inducted 1963. Played seven seasons with Bears: 1925, then 1929-34. Spent 1926-28 with own NY team. Showcasing the Galloping Ghost, Bears played 19 games from 11/26/25 to 1/31/26 from coast to coast posting 13-5-1 record. Made first all-Pro team 1931. His jersey number 77 is retired.



JOHN (PADDY) DRISCOLL, HB, inducted 1965. Played five seasons for Bears 1926-31. Was Chicago Cardinal from 1919-25 after Northwestern days. Triple-threat performer with punting, dropkicking to go with running. Coached Bears in '56 and '57. Jersey numbers 1 & 20.



ROY (LINK) LYMAN, T, inducted 1964. Played seven seasons for Bears between 1926 and '34. Started pro career with Canton in 1922; college star at Nebraska. Played defense with stunting style setting trend for modern play. Wore five jersey numbers during career: 2, 11, 12, 14, 77.



BRONKO NAGURSKI, FB-T, inducted 1963. Played nine seasons with Bears from 1930 to '37 and 1943 (after retiring). All-Pro three times. Most punishing runner of all time. Minnesota all-America. Sixth on all-time Chicago rushing list. His jersey number 3 is retired. Also wore number 16.



first College All-Star team in a game sponsored by Chicago Tribune Charities in Soldier Field.

12/2/34—Rookie Beattie Feathers becomes first pro back to rush for 1,000 yards with 1,004 to lead NFL.

12/9/34—Undefeated Bears slip before Giants in NFL title tilt at Polo Grounds 30-13 before 35,059. With Chicago leading 10-3 at the half, NY dons basketball sneakers and scores 27 points.

1935—Training camp is conducted at St. John's Military Academy in Delafield, Wis.



BILL HEWITT, E, inducted 1971. Played five seasons with Bears from 1932 to 1936 then four more seasons with Eagles. All-League in '33 and '34. Helmetless player who starred at Michigan. His number 56 is retired.



JOE STYDAHAR, T, inducted 1967. Played nine seasons with Bears from 1936 to 1946 with time out for WWII. First player ever drafted by Bears. Played at West Virginia. All-Pro four times. Played on three NFL championship teams. Wore jersey 13.



DANNY FORTMANN, G, inducted 1965. Played eight seasons with Bears from 1936 to '43 after college ball at Colgate. Received M.D. from U. of Chicago 1940. Punishing blocker despite 6-0, 210-pounds, and helmetless style. All-Pro five times. Jersey number 21.

1936—Joe Stydahar, tackle, West Virginia, is the first Bear draft pick. Bears also obtain rights to NFL's first draft pick Jay Berwanger but the Chicago star elects to pass up football.

12/12/37—Bears win Western Division title but lose NFL Championship 28-21 to Redskins at Wrigley Field. Nemesis Sammy Baugh hits 18 of 33 for 335 yards and 3 TDs. Jack Manders scores 15 of the Chicago points. A Chicago player's share is \$127.78.

2/2/40—Detroit fined \$5,000 for tampering with Bear draft pick Clyde Bulldog Turner.

12/8/40—Ten Bears tally TDs as Chicago rips Washington 73-0 for the NFL title before 36,034 in D. C. The rout signals the beginning of pro football's modern era with the formal unveiling of the T-formation. The Bears got \$873 per man. Chicago's defense intercepts eight Redskin passes permits but 22 yards rushing.

1941—Bears get new fight song—"Bear Down Chicago Bears" is published.

12/14/41—Bears and Packers agree their playoff game should be played to a "sudden-death" finish in event of tie. NFL adopts "sudden-death" plan 1:24:47.

12/21/41—Shocked by Pearl Harbor only 13,341 watch the Bears rout the Giants 37-9 for the NFL crown in Wrigley Field behind FB Norm Standlee's two short TD runs and frosting TDs by George McAfee and Ken Kavanaugh.

12/13/42—George Halas departs for the US Navy prior to the NFL title game which Chicago loses 14-6 in Washington. Bears score on Lee Artoe's 50-yard fumble return.

1943—Hunk Anderson and Luke Johnsos co-coach the wartime Bears for the next three seasons compiling a 15-11-2 record.

11/14/43—Sid Luckman becomes the first pro to pass for over 400 yards in a game. He hits the Giants with 433 and seven TDs.

12/26/43—The Bears blast Washington 41-21 in Wrigley Field for the NFL title before 34,320 fans. Sid Luckman throws five TD passes (2 each to Harry Clark and Dante Magnani). Bronko Nagurski scores his last Bear TD, a 3-yard smash.

8/8/44—Bears open training camp at St. Joseph's College, Rensselaer, Ind. The association lasts until 1975.

11/22/45—George Halas returns to Bears from WWII and his tour of duty with the Navy. The 1-7 Bears respond winning their last two games for a 3-7 record.

12/15/46—With George Halas around for the full season, the Bears whip the Giants 24-14 before a

record NFL title crowd of 58,346 in the Polo Grounds. After opening with a 21-yard TD pass to Ken Kavanaugh, Sid Luckman gets the winning score on a 19-yard bootleg.

1948—Bears make the first trade for a draft choice then select QB Bobby Layne.

12/11/49—Johnny Lujack sets NFL passing record with 468 yards against the Cardinals.

12/17/50—Bears and Rams tie for Western Division title with 9-3 marks but Rams trip Bears in LA 24-14 breaking tie.

1956—Paddy Driscoll starts his two-year tour as head coach after George Halas retires for a third time. Driscoll's two teams own a 14-10-1 record.

12/30/56—Giants, with their sneakers again, trounce Chicago 47-7 before 56,836 in Yankee Stadium for NFL title.

11/2/58—Bears and Rams establish NFL attendance record drawing 90,833 paid in the L.A. Coliseum. Rams win 41-35.

10/22/61—Bears destroy the scorching 49er shotgun formation 31-0 with Bill George playing middle guard and the defensive line stunting. A Wrigley crowd of 49,070 watch Chicagoans yield just 6 first downs and 132 yards total offense.

12/29/63—Bears intercept five YA Title passes and capture NFL title from Giants 14-10 in Wrigley Field before 45,801 and closed circuit TV. Champs share \$5,899 per man. QB Billy Wade gets both TDs on 2-and 1-yard runs.

1964—Flanker Johnny Morris catches NFL record 93 passes.

1965—Bears set standard for perfect draft selecting LB Dick Butkus and RB Gale Sayers on first round.

11/25/65—Gale Sayers scores 6 TDs against 49ers.

12/12/65—Rookie Sayers bursts into pro football with a NFL record 22 TDs.

1966—Gale Sayers sets NFL combined yards record with 2,440.

5/27/68—The all-time winningest coach in football history, George Halas retires from coaching after 40 seasons with 326 wins, 150 defeats, 30 ties.

5/28/68—Jim Dooley named head coach of the Bears. During his four seasons, the Club posts a 20-36-0 record.

11/3/68—Gale Sayers becomes first Bear to rush for 200 yards dashing through Packers for 205 on 24 carries.

1969—Low mark in Bear history with a 1-13 record.

SID LUCKMAN, QB, inducted 1965. Played 12 seasons with Bears from 1939 to '50. Tall-back at Columbia. All-Pro six times. Directed Bears to four NFL championships. Still leads NFL in percentage throws for TDs with 7.9%, 137 TDs. His number 42 is retired.



CLYDE (BULLDOG) TURNER, C-LB, inducted 1966. Played 12 seasons with Bears from 1940 to '52 with all-pro honors six times as center. Made 17 interceptions as LB. Played in first two Pro Bowls ('51 & '52). All-America at Hardin-Simmons. His jersey number 66 is retired.



GEORGE McAFEE, HB, inducted 1966. Played eight seasons with Bears from 1940 to 1950 with time out for WWII. All-Pro in 1941. Held NFL punt return record until a few years ago with 12.78 yards a try. All-America at Duke. His jersey number 5 is retired.



GEORGE CONNOR, T-LB, inducted 1975. Played for Bears eight seasons from 1948-55 after college ball at Holy Cross and Notre Dame. At 6-3, 240, Connor was the first of the big, mobile outside backers. All-Pro five times but in 1951-2-3 on both offense and defense. Played in four Pro Bowls. Jersey numbers 71 & 81.



3/19/70—George Halas elected president of the National Football Conference as NFL-AFL merge.

6/16/70—Bear running back Brian Piccolo dies of cancer. Club establishes Piccolo Fund raising \$280,000 since for cancer fight.

12/13/70—Bears say goodbye to Wrigley Field trouncing Green Bay 35-17. They will make Soldier Field their home in 1971.



BILL GEORGE, LB, inducted 1974. Played 14 seasons with Bears from 1952 to '66 and finished career with Rams. All-Pro eight times. First great NFL middle linebacker. "Created" the position switching from middle-guard in '54. Played in eight Pro Bowls. His jersey number 61 is retired.



GALE SAYERS, RB, inducted 1977. Played for Bears seven seasons from 1965 to '71. Unanimous all-NFL five times, NFL Rookie of the Year 1965. Selected for Pro Bowl five times, played in four, most valuable offensive player in three. Selected as all-time All-Pro. Set 23 Bear records and seven NFL records. Wore jersey number 40.



DICK BUTKUS, MLB, inducted 1979. Played for Bears nine seasons from 1965-73 after college ball at Illinois. Blessed with great speed and a tremendous competitive desire at 6-3, 245 pounds, Butkus was all-NFL eight times and played in eight Pro Bowls. Jersey number 51.

1/27/74—Abe Gibron replaces Jim Dooley as head coach.

9/12/74—Jim Finks is named executive vice president, general manager, and chief operating officer after a distinguished career with the Vikings.

12/17/74—After three seasons and a League record of 11-30-1, Abe Gibron departs as head coach.

12/31/74—Former NFL star linebacker Jack Pardee is named Bear head coach—the first non-Bear to hold the job in the history of the Club.

3/1/75—Bears open coaching, training facility at Ferry Hall in Lake Forest.

7/12/75—Bears open training camp at Lake Forest College after 31 seasons of training in Rensselaer, Ind.

12/21/75—Rookie Virgil Livers sets NFL record by returning 42 punts on the season without a fair catch.

12/12/76—Jack Pardee becomes second Bear coach named NFC coach of the year after team finishes 7-7 for its best record since '68.

11/20/77—On route to leading the NFL in rushing with a Bear record 1,852 yards, Walter Payton dashes through Vikings in SF for a NFL record 275 yards.

12/18/77—A 28-yard FG by Bob Thomas with nine seconds left in overtime gives Bears a six-game win streak, their first playoff spot in 14 years with 9-5 record, and a 12-9 win over the Giants.

12/26/77—Bears finish season with 37-7 playoff loss at Dallas but set 28 team records and play before a home record 401,513 fans for seven SF dates.

1/19/78—With a three-year record of 20-22, Jack Pardee resigns to seek Redskin coaching job.

2/16/78—Neill Armstrong, defensive coordinator of the Minnesota Vikings, becomes head coach.

6/25/78—1000-Yard Foundation votes Bear offensive line "1977 Blocker of the Year" Award.

7/29/78—Prep Night II benefit for Chicago Public League sports fund is held. Over two intrasquad games, Club raises \$80,000 for prep sports.

1/29/79—LB Dick Butkus becomes 20th Bear voted to Football's Hall of Fame at Canton, O. In nominating Butkus, sportswriter Cooper Rollow uses Hall's shortest speech: "He was the best."

ALL TIME COACHING RECORDS

Years	Coach	Won	Lost	Tied	Pct.	Seasons	Games
1920-67	George Halas	480	201	35	.695	40	716
	Regular Season	320	147	31	.674		498
	Pre-Season	154	51	4	.746		209
	Playoffs	6	3	0	.667		9
1930-32	Ralph Jones	30	11	8	.694	3	49
	Regular Season	24	10	7	.671		41
	Pre-Season	5	1	1	.786		7
	Playoffs	1	0	0	1.000		1
1942-45	Anderson & Johnsos	30	15	2	.660	3	47
	Regular Season	22	11	2	.657		35
	Pre-Season	7	3	0	.700		10
	Playoffs	1	1	0	.500		2
1956-57	John L. Driscoll	23	12	2	.649	2	37
	Regular Season	14	9	1	.604		24
	Pre-Season	9	2	1	.792		12
	Playoffs	0	1	0	.000		1
1968-71	Jim Dooley	31	47	1	.399	4	79
	Regular Season	20	36	0	.357		56
	Pre-Season	11	11	1	.500		23
1972-74	Abe Gibrón	16	40	4	.300	3	60
	Regular Season	11	30	1	.274		42
	Pre-Season	5	10	3	.361		18
1975-77	Jack Pardee	30	32	0	.484	3	62
	Regular Season	20	22	0	.476		42
	Pre-Season	10	9	0	.526		19
	Playoffs	0	1	0	.000		1
1978	Neill Armstrong	7	13	0	.350	1	20
	Regular Season	7	9	0	.438		16
	Pre-Season	0	4	0	.000		4

Brian Piccolo Award

Bear veterans vote the award to the rookie who best exemplifies the courage, loyalty, teamwork, dedication and sense of humor of the late Brian Piccolo.

A running back who died of cancer June 16, 1970, Piccolo was in his fourth season with the club when forced from the lineup because of the malignancy. He was 26 years old when he died and left a wife and three daughters, and legions of friends.

Piccolo played the first nine games of the '69 season when a persistent cough led to a chest x-ray that revealed the cancer.

He signed with the Bears as a free agent following the '64 collegiate season. As a senior at Wake Forest, Piccolo led the nation in scoring (111) and rushing (1,044).

1978	Running Back John Skibinski
1977	Tackle Ted Albrecht
1976	Wide Receiver Brian Baschnagel
1975	Running Back Roland Harper
1974	Tight End Fred Pagac
1973	Defensive Tackle Wally Chambers
1972	Defensive Tackle Jim Osborne
1971	Safety Jerry Moore
1970	Guard Glen Holloway

BEARS VS THE NFL

Opponents (1st game)	Won	Lost	Tied	Pct.	Pts.	Opp.
Atlanta Falcons (1966)	4	7	0	.375	173	227
Regular Season	4	7	0	.375	173	227
Baltimore Colts (1956)	17	22	1	.436	775	817
Regular Season	13	20	0	.393	658	708
Pre-Season	4	2	1	.667	117	109
Buffalo Bills (1969)	3	1	1	.750	97	79
Regular Season	1	1	0	.500	37	29
Pre-Season	2	0	1	.833	60	50
Cincinnati Bengals (1972)	0	3	0	.000	12	64
Regular Season	0	1	0	.000	3	13
Pre-Season	0	2	0	.000	9	51
Cleveland Browns (1950)	6	15	0	.286	362	506
Regular Season	2	5	0	.286	89	189
Pre-Season	4	10	0	.286	273	317
Dallas Cowboys (1960)	5	6	0	.455	204	269
Regular Season	3	4	0	.429	125	168
Pre-Season	2	1	0	.667	72	64
Playoffs	0	1	0	.000	7	37
Denver Broncos (1970)	3	5	0	.375	122	138
Regular Season	1	3	0	.250	57	64
Pre-Season	2	2	0	.500	65	74
Detroit Lions (1934)	52	36	3	.591	1,757	1,588
Regular Season	51	36	3	.586	1,733	1,571
Pre-Season	1	0	0	1.000	24	17
Green Bay Packers (1921)	70	62	9	.530	2,178	2,101
Regular Season	63	50	6	.558	1,923	1,745
Pre-Season	6	12	3	.333	222	342
Playoffs	1	0	0	1.000	33	14
Houston Oilers (1969)	5	5	0	.500	193	225
Regular Season	1	1	0	.500	35	61
Pre-Season	4	4	0	.500	158	164
Kansas City Chiefs (1967)	1	3	0	.250	69	136
Regular Season	1	1	0	.500	35	46
Pre-Season	0	2	0	.000	34	90
Los Angeles Rams (1946)	30	20	3	.594	1,246	1,168
Regular Season	29	18	3	.610	1,190	1,088
Pre-Season	1	1	0	.500	42	56
Playoffs	0	1	0	.000	14	24
Miami Dolphins (1969)	1	4	1	.200	58	150
Regular Season	0	2	0	.000	16	80
Pre-Season	1	2	1	.333	42	70
Minnesota Vikings (1961)	16	21	2	.432	690	828
Regular Season	15	19	2	.441	616	756
Pre-Season	1	2	0	.333	74	72
New England Patriots (1972)	0	2	0	.000	27	40
Regular Season	0	1	0	.000	10	13
Pre-Season	0	1	0	.000	17	27

BEARS VS THE NFL

New Orleans Saints (1968)	5	3	0	.625	202	144
Regular Season	5	2	0	.714	188	124
Pre-Season	0	1	0	.000	14	20
New York Giants (1925)	38	21	2	.639	1,017	775
Regular Season	22	14	2	.605	619	443
Pre-Season	12	5	0	.706	280	201
Playoffs	4	2	0	.667	118	131
New York Jets (1974)	1	1	0	.500	41	29
Regular Season	0	1	0	.000	21	23
Pre-Season	1	0	0	1.000	20	6
Oakland Raiders (1972)	1	4	0	.200	100	108
Regular Season	0	3	0	.000	67	81
Pre-Season	1	1	0	.500	33	27
Philadelphia Eagles (1933)	32	10	1	.762	981*	622*
Regular Season	18	2	1	.904	550*	230*
Pre-Season	14	8	0	.619	431	392
Pittsburgh Steelers (1925)	31	9	1	.775	1,030*	595*
Regular Season	16	3	1	.842	540*	258*
Pre-Season	15	6	0	.714	490	337
St. Louis Cardinals (1920)	59	46	6	.562	1,859	1,314
Regular Season	51	35	6	.593	1,530	937
Pre-Season	8	13	0	.381	329	377
San Diego Chargers (1970)	1	4	0	.200	66	102
Regular Season	0	3	0	.000	35	88
Pre-Season	1	1	0	.500	31	14
San Francisco 49ers (1950)	22	21	1	.512	979	959
Regular Season	21	21	1	.500	955	952
Pre-Season	1	0	0	1.000	24	7
Seattle Seahawks (1976)	2	2	0	.500	97	70
Regular Season	1	1	0	.500	63	38
Pre-Season	1	1	0	.500	34	32
Tampa Bay Buccaneers (1976)	3	1	0	.750	53	43
Regular Season	2	1	0	.667	43	36
Pre-Season	1	0	0	1.000	10	7
Washington Redskins (1937)	35	16	0	.686	1,225	824
Regular Season	11	7	0	.611	424	335
Pre-Season	22	7	0	.759	660	426
Playoffs	2	2	0	.500	141	63

* In 1943 the Pittsburgh and Philadelphia teams were combined; the Bears' 48-21 victory points are included in both teams final scores.

Totals: All Opponents	647	371	52	.635	20,969	15,708
Regular Season	438	274	42	.615	14,051	11,325
Pre-Season	201	91	10	.686	6,596	4,114
Playoffs	8	6	0	.571	322	269
Totals: 27 Active NFL	443	340	31	.565	15,565	13,900
Regular Season	331	250	25	.570	11,687	10,282
Pre-Season	105	84	6	.555	3,565	3,349
Playoffs	7	6	0	.538	313	269

ALL-TIME SEASON SCORES

1920 .909

1921 .900

Won 10 Lost 1 Tied 2

Won 9 Lost 1 Tied 1

George Halas, Ed Sternaman — Coaches		Bears	Opp.	George S. Halas, Ed Sternaman — Coaches		Bears	Opp.
Moline		20	0	Rock Island		14	0
Kewanee		27	0	Rochester		16	13
Rock Island		10	0	Dayton Triangles		7	0
Chicago Tigers		10	0	Detroit Tigers		20	9
Rockford		29	0	Rock Island		3	0
Champaign		20	0	Cleveland Tigers		22	7
Hammond		28	0	Buffalo All Stars		6	7
Rock Island		0	0	Green Bay Packers	(W)	20	0
Minneapolis Marines		3	0	Buffalo All Stars		10	7
Chicago Tigers		6	0	Canton Bulldogs		10	0
Cardinals	(NP)	6	7	Chicago Cardinals	(W)	0	0
Cardinals	(W)	10	0			128	43
Akron		0	0				
		169	7				

CITIES CODE

A	Atlanta, Ga.	MN	Moline, Ill.
AK	Akron, O.	MO	Montreal, Canada
B	Birmingham, Ala.	NA	Nashville, Tenn.
BF	Buffalo, N.Y.	NE	New England
BL	Baltimore, Md.	NF	Norfolk, Va.
BO	Boston, Mass.	NJ	East Rutherford, N.J.
BR	Brooklyn, N.Y.	NO	New Orleans, La.
C	Canton, O.	NP	Normal Park, Chicago
CH	Charleston, W.Va.	NY	New York, N.Y.
CI	Cincinnati, O.	O	Oakland, Ca.
CL	Cleveland, O.	P	Pontiac, Mich.
CM	Comiskey Park	PH	Philadelphia, Pa.
CN	Champaign, N.	PI	Pittsburgh, Pa.
CR	Cedar Rapids, Ia.	PO	Portsmouth, O.
D	Detroit, Mich.	R	Raleigh, N.C.
DA	Dallas, Tex.	RI	Richmond, Va.
DN	Denver, Colo.	RK	Rock Island, Ill.
DS	Dyche Stadium	S	Soldier Field
GB	Green Bay, Wis.	SB	South Bend, Ind.
H	Houston, Tex.	SD	San Diego, Ca.
HE	Hershey, Pa.	SE	Seattle, Wa.
JA	Jacksonville, Fla.	SF	San Francisco, Ca.
KC	Kansas City, Mo.	SL	St. Louis, Mo.
LA	Los Angeles, Ca.	SP	Spokane, Wa.
M	Minnesota	T	Tulsa, Okla.
ME	Memphis, Tenn.	TB	Tampa Bay, Fl.
MI	Miami, Fla.	TO	Toronto, Canada
MP	Mills Park, Chicago	W	Wrigley Field
ML	Milwaukee, Wis.	WA	Washington, D.C.

1922 .750
 Won 9 Lost 3

	Bears	Opp.
George S. Halas, Ed Sternaman — Coaches		
Racine Legion	6	0
Rock Island	10	6
Rochester	7	0
Buffalo All Americans	7	0
Canton Bulldogs	6	7
Dayton Triangles	9	0
Thorpe's Indians	33	6
Rock Island	3	0
Akron Indians	20	10
Chicago Cardinals (CM)	0	6
Toledo	22	0
Chicago Cardinals (CM)	0	9
	123	44

1923 .818
 Won 9 Lost 2 Tied 1

	Bears	Opp.
George S. Halas, Ed Sternaman — Coaches		
Rock Island	0	3
Racine Horlicks	3	0
G. B. Packers (GB)	3	0
Buffalo	18	3
Canton Bulldogs	0	6
Oorang Indians	26	0
Akron Indians	20	6
Rock Island	7	3
Hammond Hoosiers	14	7
Chicago Cardinals (CM)	3	0
Rock Island	29	7
Milwaukee Badgers	7	7
	130	42

1924 .857
 Won 6 Lost 1 Tied 4

	Bears	Opp.
George S. Halas, Ed Sternaman — Coaches		
G. B. Packers (GB)	0	5
Rock Island (RK)	0	0
Racine Legion (W)	10	10
Chicago Cardinals (W)	6	0
Frankford Yellowjackets (W)	33	3
Rock Island (W)	3	3
Columbus Tigers (W)	12	6
Racine Legion (W)	3	3
G. B. Packers (W)	3	0
Chicago Cardinals (CM)	21	0
Milwaukee Badgers (W)	31	14
	122	44

1925 .642
 Won 9 Lost 5 Tied 3

	Bears	Opp.
George S. Halas, Ed Sternaman — Coaches		
Rock Island	0	0
G. B. Packers (GB)	10	14
Detroit Panthers	0	0
Hammond	28	7
Cleveland Bulldogs	7	0
Chicago Cardinals (CM)	0	9
Rock Island	6	0
Frankford Yellowjackets	19	0
Detroit Panthers	14	0
G. B. Packers (W)	21	0
Chicago Cardinals (W)	0	0
Columbus Tigers	14	13
Frankford Yellowjackets	14	7
N.Y. Giants (NY)	19	7
Providence	6	9
Detroit Panthers	0	21
N.Y. Giants (W)	0	9
	158	96

1926 .923
 Won 12 Lost 1 Tied 3

	Bears	Opp.
George S. Halas, Ed Sternaman — Coaches		
Milwaukee Badgers	10	7
G. B. Packers (GB)	6	6
Detroit Panthers	10	7
N.Y. Giants (W)	7	0
Chicago Cardinals (W)	16	0
Duluth Eskimos	24	6
Akron	17	0
Louisville	34	0
Chicago Cardinals (S)	10	0
Milwaukee Badgers	10	7
G. B. Packers (W)	19	13
Chicago Cardinals (W)	0	0
Canton Bulldogs	35	0
Frankford Yellowjackets	6	7
Pottsville	9	7
G. B. Packers (W)	3	3
	216	63

1927 .750
 Won 9 Lost 3 Tied 2

	Bears	Opp.
George S. Halas, Ed Sternaman — Coaches		
Chicago Cardinals (NP)	9	0
G. B. Packers (GB)	7	6
New York Yankees	12	0
Cleveland Bulldogs	14	12
Dayton Triangles	14	6

New York Yankees	6	26	Minneapolis Redjackets	20	0
Frankford Yellowjackets	0	0	N.Y. Giants (W)	0	12
Providence	0	0	Chicago Cardinals (CM)	32	6
Pottsville	30	12	Portsmouth	6	7
G.B. Packers (W)	14	6	Frankford Yellowjackets	13	7
N.Y. Giants (NY)	7	13	Minneapolis Redjackets	20	7
Chicago Cardinals (W)	0	3	G.B. Packers (W)	12	13
Frankford Yellowjackets	9	0	N.Y. Giants (W)	12	0
Duluth Eskimos	27	0	Chicago Cardinals (W)	6	0
	150	84	Portsmouth	14	6
			G.B. Packers (W)	21	0
			Chicago Cardinals	9	7
				165	72

1928 .636

Won 7 Lost 4 Tied 1

George S. Halas,					
Ed Sternaman — Coaches	Bears	Opp.			
Chicago Cardinals (NP)	15	0			
G.B. Packers (GB)	12	12			
N.Y. Giants (W)	13	0			
G.B. Packers (W)	6	16			
Detroit Wolverines	0	6			
New York Yankees	27	0			
Dayton Triangles	27	0			
Pottsville Maroons	13	6			
Chicago Cardinals (W)	34	0			
Frankford Yellowjackets	28	6			
G.B. Packers (W)	0	6			
Frankford Yellowjackets	0	19			
	175	71			

1929 .333

Won 4 Lost 8 Tied 2

George S. Halas,					
Ed Sternaman — Coaches	Bears	Opp.			
Minneapolis Marines	19	6			
G.B. Packers (GB)	0	23			
Minneapolis Marines	7	6			
Buffalo Bisons	16	0			
Chicago Cardinals (W)	0	0			
Minneapolis Redjackets	27	0			
N.Y. Giants (W)	14	26			
G.B. Packers (W)	0	14			
Frankford Yellowjackets	14	20			
N.Y. Giants (NY)	0	34			
Chicago Cardinals (CM)	6	40			
Frankford Yellowjackets	0	0			
G.B. Packers (W)	0	25			
N.Y. Giants (W)	9	14			
	112	208			

1930 .692

Won 9 Lost 4 Tied 1

Ralph Jones — Coach	Bears	Opp.			
Brooklyn Dodgers (MP)	0	0			
G.B. Packers (GB)	0	7			

1931 .615

Won 8 Lost 5

Ralph Jones — Coach	Bears	Opp.			
Cleveland Indians	21	0			
G.B. Packers (GB)	0	7			
N.Y. Giants (W)	6	0			
Chicago Cardinals (W)	26	13			
Frankford Yellowjackets	12	13			
G.B. Packers (W)	2	6			
Portsmouth	9	6			
N.Y. Giants (NY)	12	6			
Brooklyn Dodgers	26	0			
Portsmouth	0	3			
Chicago Cardinals (W)	18	7			
N.Y. Giants (W)	6	25			
G.B. Packers (W)	7	6			
	145	92			

1932 .875

Won 7 Lost 1 Tied 6

Ralph Jones — Coach	Bears	Opp.			
G.B. Packers (GB)	0	0			
Stapleton	0	0			
Chicago Cardinals (W)	0	0			
G.B. Packers (W)	0	2			
Brooklyn Dodgers	13	0			
Stapleton (NY)	27	7			
Boston Redskins	7	7			
N.Y. Giants (NY)	28	8			
Portsmouth Spartans	13	13			
Brooklyn Dodgers	20	0			
Chicago Cardinals (W)	34	0			
Portsmouth Spartans	7	7			
N.Y. Giants (W)	6	0			
G.B. Packers (W)	9	0			
	164	44			

NFL CHAMPIONSHIP

Portsmouth Spartans	9	0
Played on 80-yard field in Chicago Stadium.		

1933 SEASON .833
Won 10 Lost 2 Tied 1

George S. Halas — Coach		Bears	Opp.
S 24	Green Bay Packers ... (GB)	14	7
O 1	Boston Redskins (W)	7	0
O 8	Brooklyn Dodgers ... (BR)	10	0
O 15	Chicago Cardinals (W)	12	9
O 22	Green Bay Packers ... (W)	10	7
O 29	New York Giants ... (W)	14	10
N 5	Boston Redskins (BO)	0	10
N 12	Philadelphia Eagles ... (PH)	3	3
N 19	New York Giants ... (NY)	0	3
N 26	Portsmouth Spartans .. (W)	17	14
N 30	Chicago Cardinals (W)	22	6
D 3	Portsmouth Spartans (PO)	17	7
D 10	Green Bay Packers ... (W)	7	6
		133	82
NFL CHAMPIONSHIP			
D 17	New York Giants (W)	23	21

1934 SEASON 1.000
Won 13 Lost 0

George S. Halas — Coach		Bears	Opp.
S 23	Green Bay Packers ... (GB)	24	10
S 30	Cincinnati Reds (CI)	21	3
O 7	Brooklyn Dodgers ... (BR)	21	7
O 10	Pittsburgh Pirates ... (PI)	28	0
O 14	Chicago Cardinals (W)	20	0
O 21	Cincinnati Reds (W)	41	7
O 28	Green Bay Packers ... (W)	27	14
N 4	New York Giants ... (W)	27	7
N 11	Boston Redskins ... (BO)	21	0
N 18	New York Giants ... (NY)	10	9
N 25	Chicago Cardinals (W)	17	6
N 29	Detroit Lions (D)	19	16
D 2	Detroit Lions (W)	10	7
		286	86
NFL CHAMPIONSHIP			
D 9	New York Giants (NY)	13	30

1935 SEASON .600
Won 6 Lost 4 Tied 2

George S. Halas — Coach		Bears	Opp.
S 22	Green Bay Packers ... (GB)	0	7
S 29	Pittsburgh Pirates ... (PI)	23	7
O 13	Philadelphia Eagles ... (PH)	39	0
O 20	Brooklyn Dodgers ... (W)	24	14
O 27	Green Bay Packers ... (W)	14	17
N 3	New York Giants ... (NY)	20	3
N 10	Boston Redskins ... (BO)	30	14
N 17	New York Giants ... (W)	0	3
N 24	Detroit Lions (W)	20	20
N 28	Detroit Lions (D)	2	14

D 1	Chicago Cardinals ... (W)	7	7
D 8	Chicago Cardinals (W)	13	0
		192	106

1936 SEASON .750
Won 9 Lost 3

George S. Halas — Coach		Bears	Opp.
S 20	Green Bay Packers ... (GB)	30	3
S 27	Philadelphia Eagles ... (PH)	17	0
O 4	Pittsburgh Pirates ... (PI)	27	9
O 11	Chicago Cardinals (W)	7	3
O 18	Pittsburgh Pirates ... (W)	26	7
O 25	Detroit Lions (W)	12	10
N 1	Green Bay Packers ... (W)	10	21
N 8	New York Giants ... (NY)	25	7
N 15	Boston Redskins ... (BO)	26	0
N 22	Philadelphia Eagles ... (PH)	28	7
N 26	Detroit Lions (D)	7	13
N 29	Chicago Cardinals ... (W)	7	14
		222	94

1937 SEASON .900
Won 9 Lost 1 Tied 1

George S. Halas — Coach		Bears	Opp.
S 10	Green Bay Packers ... (GB)	14	2
O 4	Pittsburgh Steelers ... (PI)	7	0
O 10	Cleveland Rams (CL)	20	2
O 17	Chicago Cardinals ... (W)	16	7
O 24	Detroit Lions (W)	28	20
O 31	New York Giants ... (NY)	3	3
N 7	Green Bay Packers ... (GB)	14	24
N 14	Brooklyn Dodgers ... (W)	29	7
N 25	Detroit Lions (D)	13	0
N 28	Cleveland Rams (W)	15	7
D 5	Chicago Cardinals ... (W)	42	28
		201	100
NFL CHAMPIONSHIP			
D 12	Washington Redskins . (W)	21	28

1938 SEASON .545
Won 6 Lost 5

George S. Halas — Coach		Bears	Opp.
S 11	Chicago Cardinals (S)	16	13
S 18	Green Bay Packers ... (GB)	2	0
O 2	Philadelphia Eagles ... (PH)	28	6
O 9	Cleveland Rams (CL)	7	14
O 16	Chicago Cardinals ... (W)	34	28
O 23	Cleveland Rams (W)	21	23
O 30	Detroit Lions (W)	7	13
N 6	Green Bay Packers ... (W)	17	24
N 13	Washington Redskins . (W)	31	7
N 20	Brooklyn Dodgers ... (BR)	24	6
N 24	Detroit Lions (D)	7	14
		194	148

1939 SEASON .727

Won 8 Lost 3

George S. Halas — Coach		Bears	Opp.
S 15	Cleveland Rams (W)	30	21
S 24	Green Bay Packers . . . (GB)	16	21
O 2	Pittsburgh Steelers . . . (PI)	32	0
O 8	Cleveland Rams (CL)	35	21
O 15	Chicago Cardinals (W)	44	7
O 22	New York Giants (NY)	13	16
O 29	Detroit Lions (W)	0	10
N 5	Green Bay Packers (W)	30	27
N 12	Detroit Lions (D)	23	13
N 19	Philadelphia Eagles . . . (W)	27	14
N 26	Chicago Cardinals . . . (CM)	48	7
		298	157

1940 SEASON .727

Won 8 Lost 3

George S. Halas — Coach		Bears	Opp.
S 22	Green Bay Packers . . . (GB)	41	10
S 25	Chicago Cardinals . . . (CM)	7	21
O 6	Cleveland Rams (CL)	21	14
O 13	Detroit Lions (W)	7	0
O 20	Brooklyn Dodgers (W)	16	7
O 27	New York Giants (NY)	37	21
N 3	Green Bay Packers (W)	14	7
N 10	Detroit Lions (D)	14	17
N 17	Washington Redskins (WA)	3	7
N 24	Cleveland Rams (W)	47	25
D 1	Chicago Cardinals (W)	31	23
		238	152

NFL CHAMPIONSHIP

D 8	Washington Redskins (WA)	73	0
-----	--------------------------	----	---

1941 SEASON .909

Won 10 Lost 1

George S. Halas — Coach		Bears	Opp.
S 28	Green Bay Packers . . . (GB)	25	17
O 5	Cleveland Rams (CL)	48	21
O 12	Chicago Cardinals (W)	53	7
O 19	Detroit Lions (W)	49	0
O 26	Pittsburgh Steelers . . . (W)	34	7
N 2	Green Bay Packers (W)	14	16
N 9	Cleveland Rams (W)	31	13
N 16	Washington Redskins . . (W)	35	21
N 23	Detroit Lions (D)	24	7
N 30	Philadelphia Eagles . . (PH)	49	14
D 7	Chicago Cardinals . . . (CM)	34	24
		396	147

CONFERENCE PLAYOFF

D 14	Green Bay Packers . . . (W)	33	14
------	-----------------------------	----	----

NFL CHAMPIONSHIP

D 21	New York Giants (W)	37	9
------	-------------------------------	----	---

1942 SEASON 1.000

Won 11 Lost 0

George S. Halas — Coach		Bears	Opp.
S 27	Green Bay Packers . . . (GB)	44	28
O 4	Cleveland Rams (CL)	21	7
O 11	Chicago Cardinals (W)	41	14
O 18	New York Giants (W)	26	7
O 25	Philadelphia Eagles . . . (W)	45	14
N 1	Detroit Lions (W)	16	0
N 8	Brooklyn Dodgers . . . (BR)	35	0
N 15	Green Bay Packers (W)	38	7
N 22	Detroit Lions (D)	42	0
N 29	Cleveland Rams (W)	47	0
D 6	Chicago Cardinals . . . (CM)	21	7
		376	84

NFL CHAMPIONSHIP

D 13	Washington Redskins (WA)	6	14
------	--------------------------	---	----

1943 SEASON .889

Won 8 Lost 1 Tied 1

Hartley "Hunk" Anderson,

Luke Johnsos — Coaches		Bears	Opp.
S 28	Green Bay Packers . . . (GB)	21	21
O 3	Detroit Lions (D)	27	21
O 10	Chicago Cardinals (W)	20	0
O 17	Philadelphia-Pittsburgh (W)	48	21
O 24	Brooklyn Dodgers (W)	33	21
O 31	Detroit Lions (W)	35	14
N 7	Green Bay Packers . . . (W)	21	7
N 14	New York Giants (NY)	56	7
N 21	Washington Redskins (WA)	7	21
N 29	Chicago Cardinals . . . (CM)	35	24
		303	157

NFL CHAMPIONSHIP

D 26	Washington Redskins . . (W)	41	21
------	-----------------------------	----	----

1944 SEASON .667

Won 6 Lost 3 Tied 1

Hartley "Hunk" Anderson,

Luke Johnsos — Coaches		Bears	Opp.
S 24	Green Bay Packers . . . (GB)	28	42
O 8	Cleveland Rams (CL)	7	19
O 15	Cardinal-Pittsburgh . . (W)	34	7
O 22	Detroit Lions (W)	21	21
O 29	Cleveland Rams (W)	28	21
N 5	Green Bay Packers . . . (W)	21	0
N 12	Boston Yanks (W)	21	7
N 19	Detroit Lions (D)	21	41
N 26	Philadelphia Eagles . . (PH)	28	7
D 3	Cardinal-Pittsburgh . . (PI)	49	7
		258	172

1945 SEASON .300**Won 3 Lost 7****Hartley "Hunk" Anderson,****Luke Johnsos — Coaches**

	Bears	Opp.
S 30 Green Bay Packers .. (GB)	21	31
O 7 Cleveland Rams .. (CL)	0	17
O 14 Chicago Cardinals .. (W)	7	16
O 21 Cleveland Rams .. (W)	21	41
O 28 Detroit Lions .. (D)	10	16
N 4 Green Bay Packers .. (W)	28	24
N 11 Detroit Lions .. (W)	28	35
N 18 Washington Redskins (WA)	21	28
N 25 Pittsburgh Steelers .. (W)	28	7
D 2 Chicago Cardinals .. (CM)	28	20
	192	235

1946 SEASON .800**Won 8 Lost 2 Tied 1****George S. Halas — Coach**

	Bears	Opp.
S 29 Green Bay Packers .. (GB)	30	7
O 6 Chicago Cardinals .. (CM)	34	17
O 13 Los Angeles Rams .. (W)	28	28
O 20 Philadelphia Eagles .. (W)	21	14
O 27 New York Giants .. (NY)	0	14
N 3 Green Bay Packers .. (W)	10	7
N 10 Los Angeles Rams .. (LA)	27	21
N 17 Washington Redskins (W)	24	20
N 24 Detroit Lions .. (W)	42	6
D 1 Chicago Cardinals .. (W)	28	35
D 8 Detroit Lions .. (D)	45	28
	289	197

NFL CHAMPIONSHIP

D 15 New York Giants .. (NY)	24	14
------------------------------	----	----

1947 SEASON .667**Won 8 Lost 4****George S. Halas — Coach**

	Bears	Opp.
S 28 Green Bay Packers .. (GB)	20	29
O 5 Chicago Cardinals .. (CM)	7	31
O 12 Philadelphia Eagles .. (W)	40	7
O 19 Detroit Lions .. (W)	33	24
O 26 Washington Redskins (WA)	56	20
N 2 Boston Yanks .. (BO)	28	24
N 9 Green Bay Packers .. (W)	20	17
N 16 Los Angeles Rams .. (LA)	41	21
N 23 Pittsburgh Steelers .. (WA)	49	7
N 27 Detroit Lions .. (D)	34	14
D 7 Los Angeles Rams .. (W)	14	17
D 14 Chicago Cardinals .. (W)	21	30
	363	241

1948 SEASON .833**Won 10 Lost 2****George S. Halas — Coach**

	Bears	Opp.
S 26 Green Bay Packers .. (GB)	45	7
O 4 Chicago Cardinals .. (CM)	28	17
O 10 Los Angeles Rams .. (W)	42	21
O 17 Detroit Lions .. (W)	28	0
O 24 Philadelphia Eagles .. (PH)	7	12
O 31 New York Giants .. (W)	35	14
N 7 Los Angeles Rams .. (LA)	21	6
N 14 Green Bay Packers .. (W)	7	6
N 21 Boston Yanks .. (BO)	51	17
N 28 Washington Redskins (W)	48	13
D 5 Detroit Lions .. (D)	42	14
D 12 Chicago Cardinals .. (W)	21	24
	375	151

1949 SEASON .750**Won 9 Lost 3****George S. Halas — Coach**

	Bears	Opp.
S 25 Green Bay Packers .. (GB)	17	0
O 2 Chicago Cardinals .. (CM)	17	7
O 9 Los Angeles Rams .. (W)	16	31
O 16 Philadelphia Eagles .. (W)	38	21
O 23 New York Giants .. (NY)	28	35
O 30 Los Angeles Rams .. (LA)	24	27
N 6 Green Bay Packers .. (W)	24	3
N 13 Detroit Lions .. (W)	27	24
N 20 Washington Redskins (WA)	31	21
N 24 Detroit Lions .. (D)	28	7
D 4 Pittsburgh Steelers .. (W)	30	21
D 11 Chicago Cardinals .. (W)	52	21
	332	218

1950 SEASON .750**Won 9 Lost 3****George S. Halas — Coach**

	Bears	Opp.
S 17 Los Angeles Rams .. (LA)	24	20
S 24 San Francisco 49ers .. (SF)	32	20
O 1 Green Bay Packers .. (GB)	21	31
O 8 Chicago Cardinals .. (W)	27	6
O 15 Green Bay Packers .. (W)	28	14
O 29 New York Yanks .. (NY)	27	38
N 5 Detroit Lions .. (D)	35	21
N 12 New York Yanks .. (W)	28	20
N 19 San Francisco 49ers .. (W)	17	0
N 26 Los Angeles Rams .. (W)	24	14
D 3 Chicago Cardinals .. (CM)	10	20
D 10 Detroit Lions .. (W)	6	3
	279	207

CONFERENCE PLAYOFF

D 17 Los Angeles Rams .. (LA)	14	24
-------------------------------	----	----

1951 SEASON .583**Won 7 Lost 5**

George S. Halas — Coach		Bears	Opp.
S 30	Green Bay Packers .. (GB)	31	20
O 7	Chicago Cardinals ... (CM)	14	28
O 14	New York Yanks ... (W)	24	21
O 21	San Francisco 49ers .. (W)	13	7
O 28	Detroit Lions .. (D)	28	23
N 4	Washington Redskins (WA)	27	0
N 11	Detroit Lions .. (W)	28	41
N 18	Green Bay Packers .. (W)	24	13
N 25	Cleveland Browns ... (CL)	21	42
D 2	Los Angeles Rams ... (W)	17	42
D 9	New York Yanks ... (NY)	45	21
D 16	Chicago Cardinals ... (W)	14	24
		286	282

1952 SEASON .416**Won 5 Lost 7**

George S. Halas — Coach		Bears	Opp.
S 28	Green Bay Packers .. (GB)	24	14
O 5	Chicago Cardinals ... (CM)	10	21
O 12	Dallas Texans ... (W)	38	20
O 19	San Francisco 49ers .. (W)	14	40
O 26	Los Angeles Rams ... (LA)	7	31
N 2	San Francisco 49ers .. (SF)	20	17
N 9	Green Bay Packers .. (W)	28	41
N 17	Los Angeles Rams ... (W)	24	40
N 23	Detroit Lions .. (W)	24	23
N 27	Dallas Texans ... (AK)	23	27
D 7	Detroit Lions .. (D)	21	45
D 14	Chicago Cardinals ... (W)	10	7
		243	326

1953 SEASON .272**Won 3 Lost 8 Tied 1**

George S. Halas — Coach		Bears	Opp.
S 27	Baltimore Colts ... (BL)	9	13
O 4	Green Bay Packers .. (GB)	17	13
O 11	Baltimore Colts ... (W)	14	16
O 18	San Francisco 49ers .. (W)	28	35
O 25	Los Angeles Rams ... (LA)	24	38
N 1	San Francisco 49ers .. (SF)	14	24
N 8	Green Bay Packers .. (W)	21	21
N 15	Washington Redskins (WA)	27	24
N 22	Detroit Lions .. (W)	16	20
N 29	Los Angeles Rams ... (W)	24	21
D 6	Detroit Lions .. (D)	7	13
D 13	Chicago Cardinals ... (W)	17	24
		218	262

1954 SEASON .667**Won 8 Lost 4****George S. Halas — Coach Bears Opp.**

S 26	Detroit Lions .. (D)	23	48
O 3	Green Bay Packers .. (GB)	10	3
O 10	Baltimore Colts ... (W)	28	9
O 17	San Francisco 49ers .. (W)	24	31
O 24	Los Angeles Rams ... (LA)	38	42
O 31	San Francisco 49ers .. (SF)	31	27
N 7	Green Bay Packers .. (W)	28	23
N 14	Cleveland Browns ... (W)	10	39
N 21	Baltimore Colts ... (BL)	28	13
N 28	Los Angeles Rams ... (W)	24	13
D 5	Chicago Cardinals ... (CM)	29	7
D 12	Detroit Lions .. (W)	28	24
		301	279

1955 SEASON .667**Won 8 Lost 4**

George S. Halas — Coach		Bears	Opp.
S 25	Baltimore Colts ... (BL)	17	23
O 2	Green Bay Packers .. (GB)	3	24
O 9	San Francisco 49ers .. (W)	19	20
O 16	Baltimore Colts ... (W)	38	10
O 23	San Francisco 49ers .. (SF)	34	23
O 30	Los Angeles Rams ... (LA)	31	20
N 6	Green Bay Packers .. (W)	52	31
N 13	Los Angeles Rams ... (W)	24	3
N 20	Detroit Lions .. (D)	24	14
N 27	Chicago Cardinals ... (CM)	14	53
D 4	Detroit Lions .. (W)	21	20
D 11	Philadelphia Eagles ... (W)	17	10
		294	251

1956 SEASON .818**Won 9 Lost 2 Tied 1**

John L. Driscoll — Coach		Bears	Opp.
S 30	Baltimore Colts ... (BL)	21	28
O 7	Green Bay Packers .. (GB)	37	21
O 14	San Francisco 49ers .. (W)	31	7
O 21	Baltimore Colts ... (W)	58	27
O 28	San Francisco 49ers .. (SF)	38	21
N 4	Los Angeles Rams ... (LA)	35	24
N 11	Green Bay Packers .. (W)	38	14
N 18	Los Angeles Rams ... (W)	30	21
N 25	New York Giants ... (NY)	17	17
D 2	Detroit Lions .. (D)	10	42
D 9	Chicago Cardinals ... (W)	10	3
D 16	Detroit Lions .. (W)	38	21
		363	246

NFL CHAMPIONSHIP

D 30	New York Giants ... (NY)	7	47
------	--------------------------	---	----

1957 SEASON .416**Won 5 Lost 7**

John L. Driscoll — Coach		Bears	Opp.				
S 29	Green Bay Packers .. (GB)	17	21	O 2	Baltimore Colts	(BL)	7 42
O 5	Baltimore Colts	10	21	O 9	Los Angeles Rams	(W)	34 27
O 13	San Francisco 49ers .. (W)	17	21	O 16	San Francisco 49ers .. (W)		27 10
O 20	Los Angeles Rams	34	26	O 23	Los Angeles Rams .. (LA)		24 24
O 27	San Francisco 49ers .. (SF)	17	21	O 30	San Francisco 49ers .. (SF)		7 25
N 3	Los Angeles Rams .. (LA)	16	10	N 6	B Y E		
N 10	Green Bay Packers .. (W)	21	14	N 13	Baltimore Colts	(W)	20 24
N 17	Baltimore Colts	14	29	N 20	Detroit Lions	(W)	28 7
N 24	Detroit Lions	27	7	N 27	Dallas Cowboys	(W)	17 7
D 1	Washington Redskins .. (W)	3	14	D 4	Green Bay Packers .. (W)		13 41
D 8	Chicago Cardinals .. (CM)	14	6	D 11	Cleveland Browns .. (CL)		0 42
D 15	Detroit Lions	13	21	D 18	Detroit Lions	(D)	0 36
		203	211				194 299

1958 SEASON .667
Won 8 Lost 4

George S. Halas — Coach		Bears	Opp.
S 28	Green Bay Packers .. (GB)	34	20
O 4	Baltimore Colts	38	51
O 12	San Francisco 49ers .. (W)	28	6
O 19	Los Angeles Rams	31	10
O 26	San Francisco 49ers .. (SF)	27	14
N 2	Los Angeles Rams .. (LA)	35	41
N 9	Green Bay Packers .. (W)	24	10
N 16	Baltimore Colts	0	17
N 23	Detroit Lions	20	7
N 30	Pittsburgh Steelers .. (PI)	10	24
D 7	Chicago Cardinals .. (W)	30	14
D 14	Detroit Lions	21	16
		298	230

1959 SEASON .667
Won 8 Lost 4

George S. Halas — Coach		Bears	Opp.
S 27	Green Bay Packers .. (GB)	6	9
O 3	Baltimore Colts	26	21
O 11	Los Angeles Rams	21	28
O 18	Baltimore Colts	7	21
O 25	San Francisco 49ers .. (SF)	17	20
N 1	Los Angeles Rams .. (LA)	26	21
N 8	Green Bay Packers .. (W)	28	17
N 15	San Francisco 49ers .. (W)	14	3
N 22	Detroit Lions	24	14
N 29	Chicago Cardinals .. (S)	31	7
D 6	Pittsburgh Steelers .. (W)	27	21
D 13	Detroit Lions	25	14
		252	196

1960 SEASON .454
Won 5 Lost 6 Tied 1

George S. Halas — Coach		Bears	Opp.
S 25	Green Bay Packers .. (GB)	17	14

1961 SEASON .571
Won 8 Lost 6

George S. Halas — Coach		Bears	Opp.
S 17	Minnesota Vikings .. (M)	13	37
S 23	Los Angeles Rams .. (LA)	21	17
O 1	Green Bay Packers .. (GB)	0	24
O 8	Detroit Lions	31	17
O 15	Baltimore Colts	24	10
O 22	San Francisco 49ers .. (W)	31	0
O 29	Baltimore Colts	21	20
N 5	Philadelphia Eagles .. (PH)	14	16
N 12	Green Bay Packers .. (W)	28	31
N 19	San Francisco 49ers .. (SF)	31	41
N 26	Los Angeles Rams .. (W)	28	24
D 3	Detroit Lions	15	16
D 10	Cleveland Browns .. (W)	17	14
D 17	Minnesota Vikings .. (W)	52	35
		326	302

1962 SEASON .642
Won 9 Lost 5

George S. Halas — Coach		Bears	Opp.
S 16	San Francisco 49ers .. (SF)	30	14
S 23	Los Angeles Rams .. (LA)	27	23
S 30	Green Bay Packers .. (GB)	0	49
O 7	Minnesota Vikings .. (M)	13	0
O 14	San Francisco 49ers .. (W)	27	34
O 21	Baltimore Colts	35	15
O 28	Detroit Lions	3	11
N 4	Green Bay Packers .. (W)	7	38
N 11	Minnesota Vikings .. (W)	31	30
N 18	Dallas Cowboys .. (DA)	34	33
N 25	Baltimore Colts .. (BL)	57	0
D 2	New York Giants .. (W)	24	26
D 9	Los Angeles Rams .. (W)	30	14
D 16	Detroit Lions	3	0
		321	287

1963 SEASON .916
Won 11 Lost 1 Tied 2

George S. Halas — Coach		Bears	Opp.
S 15 Green Bay Packers ... (GB)	10	3	
S 22 Minnesota Vikings ... (M)	28	7	
S 29 Detroit Lions ... (D)	37	21	
O 6 Baltimore Colts ... (W)	10	3	
O 13 Los Angeles Rams ... (LA)	52	14	
O 20 San Francisco 49ers (SF)	14	20	
O 27 Philadelphia Eagles ... (W)	16	7	
N 3 Baltimore Colts ... (BL)	17	7	
N 10 Los Angeles Rams ... (W)	6	0	
N 17 Green Bay Packers ... (W)	26	7	
N 24 Pittsburgh Steelers ... (PI)	17	17	
D 1 Minnesota Vikings ... (W)	17	17	
D 8 San Francisco 49ers ... (W)	27	7	
D 15 Detroit Lions ... (W)	24	14	
	301	144	

NFL CHAMPIONSHIP

D 29 New York Giants ... (W)	14	10
------------------------------	----	----

1964 SEASON .357
Won 5 Lost 9

George S. Halas — Coach		Bears	Opp.
S 13 Green Bay Packers ... (GB)	12	23	
S 20 Minnesota Vikings ... (M)	34	28	
S 27 Baltimore Colts ... (BL)	0	52	
O 4 San Francisco 49ers ... (SF)	21	31	
O 11 Los Angeles Rams ... (W)	38	17	
O 18 Detroit Lions ... (W)	0	10	
O 25 Washington Redskins (WA)	20	27	
N 1 Dallas Cowboys ... (W)	10	24	
N 8 Baltimore Colts ... (W)	24	40	
N 15 Los Angeles Rams ... (LA)	34	24	
N 22 San Francisco 49ers ... (W)	23	21	
N 26 Detroit Lions ... (D)	27	24	
D 5 Green Bay Packers ... (W)	3	17	
D 13 Minnesota Vikings ... (W)	14	41	
	260	379	

1965 SEASON .642
Won 9 Lost 5

George S. Halas — Coach		Bears	Opp.
S 19 San Francisco 49ers (SF)	24	52	
S 25 Los Angeles Rams ... (LA)	28	30	
O 3 Green Bay Packers ... (GB)	14	23	
O 10 Los Angeles Rams ... (W)	31	6	
O 17 Minnesota Vikings ... (M)	45	37	
O 24 Detroit Lions ... (W)	38	10	
O 31 Green Bay Packers ... (W)	31	10	
N 7 Baltimore Colts ... (W)	21	26	
N 14 St. Louis Cardinals ... (W)	34	13	
N 21 Detroit Lions ... (D)	17	10	
N 28 New York Giants ... (NY)	35	14	
D 5 Baltimore Colts ... (BL)	13	0	
D 12 San Francisco 49ers ... (W)	61	20	

D 19 Minnesota Vikings ... (W)	17	24
	409	275

1966 SEASON .416
Won 5 Lost 7 Tied 2

George S. Halas — Coach		Bears	Opp.
S 11 Detroit Lions ... (D)	3	14	
S 16 Los Angeles Rams ... (LA)	17	31	
S 25 B Y E			
O 2 Minnesota Vikings ... (M)	13	10	
O 9 Baltimore Colts ... (W)	27	17	
O 16 Green Bay Packers ... (W)	0	17	
O 23 Los Angeles Rams ... (W)	17	10	
O 31 St. Louis Cardinals ... (SL)	17	24	
N 6 Detroit Lions ... (W)	10	10	
N 13 San Francisco 49ers ... (W)	30	30	
N 20 Green Bay Packers ... (GB)	6	13	
N 27 Atlanta Falcons ... (W)	23	6	
D 4 Baltimore Colts ... (BL)	16	21	
D 11 San Francisco 49ers ... (SF)	14	41	
D 18 Minnesota Vikings ... (W)	41	28	
	234	272	

1967 SEASON .538
Won 7 Lost 6 Tied 1

George S. Halas — Coach		Bears	Opp.
S 17 Pittsburgh Steelers ... (PI)	13	41	
S 24 Green Bay Packers ... (GB)	10	13	
O 1 Minnesota Vikings ... (M)	17	7	
O 8 Baltimore Colts ... (W)	3	24	
O 15 Detroit Lions ... (W)	14	3	
O 22 Cleveland Browns ... (CL)	0	24	
O 29 Los Angeles Rams ... (W)	17	28	
N 5 Detroit Lions ... (D)	27	13	
N 12 New York Giants ... (W)	34	7	
N 19 St. Louis Cardinals ... (W)	30	3	
N 26 Green Bay Packers ... (W)	13	17	
D 3 San Francisco 49ers ... (SF)	28	14	
D 10 Minnesota Vikings ... (W)	10	10	
D 17 Atlanta Falcons ... (A)	23	14	
	239	218	

1968 SEASON .500
Won 7 Lost 7

Jim Dooley — Coach		Bears	Opp.
S 15 Washington Redskins (W)	28	38	
S 22 Detroit Lions ... (D)	0	42	
S 29 Minnesota Vikings ... (M)	27	17	
O 6 Baltimore Colts ... (BL)	7	28	
O 13 Detroit Lions ... (W)	10	28	
O 20 Philadelphia Eagles ... (PH)	29	16	
O 27 Minnesota Vikings ... (W)	26	24	
N 3 Green Bay Packers ... (GB)	13	10	
N 10 San Francisco 49ers ... (W)	27	19	

N 17	Atlanta Falcons	(W)	13	16
N 24	Dallas Cowboys	(W)	3	34
D 1	New Orleans Saints	(NO)	23	17
D 8	Los Angeles Rams	(LA)	17	16
D 15	Green Bay Packers	(W)	27	28
			250	333

1969 SEASON .071

Won 1 Lost 13

Jim Dooley — Coach			Bears	Opp.
S 21	Green Bay Packers	(GB)	0	17
S 28	St. Louis Cardinals	(SL)	17	20
O 5	New York Giants	(NY)	24	28
O 12	Minnesota Vikings	(DS)	0	31
O 19	Detroit Lions	(D)	7	13
O 26	Los Angeles Rams	(W)	7	9
N 2	Minnesota Vikings	(M)	14	31
N 9	Pittsburgh Steelers	(W)	38	7
N 16	Atlanta Falcons	(A)	31	48
N 23	Baltimore Colts	(W)	21	24
N 30	Cleveland Browns	(W)	24	28
D 6	San Francisco 49ers	(SF)	21	42
D 14	Green Bay Packers	(W)	3	21
D 21	Detroit Lions	(W)	3	20
			210	339

1970 SEASON .428

Won 6 Lost 8

Jim Dooley — Coach			Bears	Opp.
S 19	New York Giants	(NY)	24	16
S 27	Philadelphia Eagles	(DS)	20	16
O 5	Detroit Lions	(D)	14	28
O 11	Minnesota Vikings	(W)	0	24
O 18	San Diego Chargers	(W)	7	20
O 25	Detroit Lions	(W)	10	16
N 1	Atlanta Falcons	(A)	23	14
N 8	San Francisco 49ers	(W)	16	37
N 15	Green Bay Packers	(GB)	19	20
N 22	Buffalo Bills	(W)	31	13
N 29	Baltimore Colts	(BL)	20	21
D 5	Minnesota Vikings	(M)	13	16
D 13	Green Bay Packers	(W)	35	17
D 20	New Orleans Saints	(NO)	24	3
			256	261

1971 SEASON .428

Won 6 Lost 8

Jim Dooley — Coach			Bears	Opp.
S 19	Pittsburgh Steelers	(S)	17	15
S 26	Minnesota Vikings	(M)	20	17
O 3	Los Angeles Rams	(LA)	3	17
O 10	New Orleans Saints	(S)	35	14
O 17	San Francisco 49ers	(SF)	0	13
O 24	Detroit Lions	(D)	28	23

O 31	Dallas Cowboys	(S)	23	19
N 7	Green Bay Packers	(S)	14	17
N 14	Washington Redskins	(S)	16	15
N 21	Detroit Lions	(S)	3	28
N 29	Miami Dolphins	(MI)	3	34
D 5	Denver Broncos	(DN)	3	6
D 12	Green Bay Packers	(GB)	10	31
D 19	Minnesota Vikings	(S)	10	27
			185	276

1972 SEASON .307

Won 4 Lost 9 Tied 1

Abe Giron — Coach			Bears	Opp.
S 17	Atlanta Falcons	(S)	21	37
S 24	Los Angeles Rams	(S)	13	13
O 1	Detroit Lions	(S)	24	38
O 8	Green Bay Packers	(GB)	17	20
O 15	Cleveland Browns	(CL)	17	0
O 23	Minnesota Vikings	(S)	13	10
O 29	St. Louis Cardinals	(SL)	27	10
N 5	Detroit Lions	(D)	0	14
N 12	Green Bay Packers	(S)	17	23
N 19	San Francisco 49ers	(S)	21	34
N 26	Cincinnati Bengals	(S)	3	13
D 3	Minnesota Vikings	(M)	10	23
D 10	Philadelphia Eagles	(PH)	21	12
D 17	Oakland Raiders	(O)	21	28
			225	275

1973 SEASON .214

Won 3 Lost 11

Abe Giron — Head Coach			Bears	Opp.
S 16	Dallas Cowboys	(S)	17	20
S 23	Minnesota Vikings	(S)	13	22
S 30	Denver Broncos	(DN)	33	14
O 7	New Orleans Saints	(NO)	16	21
O 14	Atlanta Falcons	(A)	6	46
O 21	New England Patriots	(S)	10	13
O 28	Houston Oilers	(S)	35	14
N 4	Green Bay Packers	(GB)	31	17
N 12	Kansas City Chiefs	(KC)	7	19
N 18	Detroit Lions	(S)	7	30
N 25	Minnesota Vikings	(M)	13	31
D 2	Los Angeles Rams	(S)	0	26
D 9	Detroit Lions	(D)	7	40
D 16	Green Bay Packers	(S)	0	21
			195	334

1974 SEASON .286

Won 4 Lost 10

Abe Giron — Coach			Bears	Opp.
S 15	Detroit Lions	(S)	17	9
S 22	New York Jets	(S)	21	23
S 29	Minnesota Vikings	(M)	7	11

O 6	New Orleans Saints	(S)	24	10	N 28	Green Bay Packers	(GB)	16	10
O 13	Atlanta Falcons	(A)	10	13	D 5	Seattle Seahawks	(SE)	34	7
O 21	Green Bay Packers	(S)	10	9	D 12	Denver Broncos	(S)	14	28
O 27	Buffalo Bills	(BF)	6	16				253	216
N 3	Minnesota Vikings	(S)	0	17					
N 10	Green Bay Packers	(ML)	3	20					
N 17	San Francisco 49ers	(S)	0	34					
N 24	Detroit Lions	(D)	17	34					
D 1	New York Giants	(S)	16	13					
D 8	San Diego Chargers	(SD)	21	28					
D 15	Washington Redskins	(WA)	0	42					
			152	279					

1975 SEASON .286

Won 4 Lost 10

Jack Pardee — Coach		Bears	Opp.
S 21	Baltimore Colts	(S)	7 35
S 28	Philadelphia Eagles	(S)	15 13
O 5	Minnesota Vikings	(M)	3 28
O 12	Detroit Lions	(D)	7 27
O 19	Pittsburgh Steelers	(PI)	3 34
O 27	Minnesota Vikings	(S)	9 13
N 2	Miami Dolphins	(S)	13 46
N 9	Green Bay Packers	(S)	27 14
N 16	San Francisco 49ers	(SF)	3 31
N 23	Los Angeles Rams	(LA)	10 38
N 30	Green Bay Packers	(GB)	7 28
D 7	Detroit Lions	(S)	25 21
D 14	St. Louis Cardinals	(S)	20 34
D 21	New Orleans Saints	(NO)	42 17
		191	379

1976 SEASON .500

Won 7 Lost 7

Jack Pardee — Coach		Bears	Opp.
S 12	Detroit Lions	(S)	10 3
S 19	San Francisco 49ers	(SF)	19 12
S 26	Atlanta Falcons	(S)	0 10
O 3	Washington Redskins	(S)	33 7
O 10	Minnesota Vikings	(M)	19 20
O 17	Los Angeles Rams	(LA)	12 20
O 24	Dallas Cowboys	(DA)	21 31
O 31	Minnesota Vikings	(S)	14 13
N 7	Oakland Raiders	(S)	27 28
N 14	Green Bay Packers	(S)	24 13
N 21	Detroit Lions	(P)	10 14

1977 SEASON .643

Won 9 Lost 5

Jack Pardee — Coach		Bears	Opp.
S 18	Detroit Lions	(S)	30 20
S 25	St. Louis Cardinals	(SL)	13 16
O 2	New Orleans Saints	(S)	24 42
O 10	Los Angeles Rams	(S)	24 23
O 16	Minnesota Vikings	(M)	16 22
O 23	Atlanta Falcons	(S)	10 16
O 30	Green Bay Packers	(GB)	26 0
N 6	Houston Oilers	(H)	0 47
N 13	Kansas City Chiefs	(S)	28 27
N 20	Minnesota Vikings	(S)	10 7
N 24	Detroit Lions	(P)	31 14
D 4	Tampa Bay Buccaneers	(TB)	10 0
D 11	Green Bay Packers	(S)	21 10
D 18	New York Giants	(NJ)	12 9
		255	253

DIVISIONAL PLAYOFFS

D 26	Dallas Cowboys	(DA)	7 37
------	----------------	------	------

1978 SEASON .438

Won 7 Lost 9

Neill Armstrong — Coach		Bears	Opp.
S 3	St. Louis Cardinals	(S)	17 10
S 10	San Francisco 49ers	(SF)	16 13
S 17	Detroit Lions	(P)	19 0
S 25	Minnesota Vikings	(M)	20 24
O 1	Oakland Raiders	(S)	19 25
O 8	Green Bay Packers	(GB)	14 24
O 16	Denver Broncos	(DN)	7 16
O 22	Tampa Bay Buccaneers	(TB)	19 33
O 29	Detroit Lions	(S)	17 21
N 5	Seattle Seahawks	(S)	29 31
N 12	Minnesota Vikings	(M)	14 17
N 19	Atlanta Falcons	(S)	13 7
N 26	Tampa Bay Buccaneers	(S)	14 3
D 4	San Diego Chargers	(SD)	7 40
D 10	Green Bay Packers	(S)	14 0
D 16	Washington Redskins	(WA)	14 10
		253	274

REGULAR SEASON FIRSTS & LASTS

Meetings:	Last	First	Meetings	Last	First				
Buffalo	10 27 74	L6-16	11 22 70	W31-13	Minnesota	11 12 78	L14-17	9 17 61	L13-37
Dallas	10 24 76	L21-31	11 27 60	W17-7	New England	10 21 73	L10-13		same
Detroit	10 29 78	L17-21	11 29 34	W19-16	NY Jets	9 22 74	L21-23		same
Green Bay	12 10 78	W14-0	? ? 21	W20-0	San Francisco	9 10 78	W16-13	9 24 50	W32-20
Los Angeles	10 10 77	W24-23	11 10 46	W27-21	St. Louis	9 3 78	W17-10	? ? 20	L6-7
Miami	11 2 75	L13-46	11 29 71	L3-34	Tampa Bay	11 26 78	W14-3	12 4 77	W10-0

1978 PRE-SEASON .000

Won 0 Lost 4

Neill Armstrong — Coach	Bears	Opp.
A 5 Oakland Raiders (S)	13	14
A 12 St. Louis Cardinals (S)	14	26
A 19 Cincinnati Bengals (C)	3	27
A 24 Seattle Seahawks (SE)	7	16
	37	83

1979 PRE-SEASON

Neill Armstrong—Coach

A 4 New York Jets	(S)
A 11 New Orleans Saints	(NO)
A 18 Cincinnati Bengals	(S)
A 25 St. Louis Cardinals	(SL)

1979 NFL PRESEASON SCHEDULE

(All Times Local)

SATURDAY, JULY 28

Oakland vs. Dallas	3:30
Canton, OH	

THURSDAY, AUGUST 2

Minnesota at Seattle	7:30
St. Louis at Houston	7:30

FRIDAY, AUGUST 3

Philadelphia at Baltimore	8:00
New Orleans at Miami	8:00

SATURDAY, AUGUST 4

Cincinnati at Detroit	8:00
Cleveland at New York Giants	8:00
Denver at Dallas	7:30
Kansas City at Green Bay	8:00
New England at Atlanta	7:30
New York Jets at Chicago	6:00
Oakland at Los Angeles	7:00
Pittsburgh at Buffalo	6:00
San Diego at San Francisco	7:30
Washington at Tampa Bay	7:00

THURSDAY, AUGUST 9

Atlanta at St. Louis	7:30
Philadelphia at Kansas City	7:30

SATURDAY, AUGUST 11

Baltimore at Cleveland	8:00
Chicago at New Orleans	1:00
Detroit at Buffalo	6:00
Green Bay at Cincinnati	8:00
Miami at Tampa Bay	7:00
Minnesota at San Diego	6:00
New York Giants at Pittsburgh	6:00
San Francisco at Oakland	6:00
Washington at Denver	7:30

SUNDAY, AUGUST 12

Dallas at Seattle	6:00
Los Angeles at New England	1:00

New York Jets at Houston	12:30
------------------------------------	-------

FRIDAY, AUGUST 17

Baltimore at Philadelphia	8:00
Pittsburgh at New York Jets	8:00

SATURDAY, AUGUST 18

Buffalo at Green Bay	8:00
Cincinnati at Chicago	6:00
Cleveland at Detroit	8:00
Denver at San Francisco	7:30
Houston at Dallas	8:00
Miami at Minnesota	8:00
New Orleans at Tampa Bay	7:00
San Diego at New York Giants	8:00
Seattle at Los Angeles	7:00
St. Louis at Kansas City	7:30
Washington at Atlanta	7:00

SUNDAY, AUGUST 19

Oakland at New England	1:00
----------------------------------	------

THURSDAY, AUGUST 23

Kansas City at Minnesota	7:00
------------------------------------	------

FRIDAY, AUGUST 24

Cleveland at Washington	7:30
Detroit at Baltimore	8:00
Houston at New Orleans	7:00
New England at Denver	7:30
Philadelphia at Miami	8:00
San Francisco at Seattle	7:30

SATURDAY, AUGUST 25

Atlanta vs. Green Bay at Milwaukee	8:00
Buffalo at Oakland	6:00
Chicago at St. Louis	6:00
New York Jets at New York Giants	8:00
Pittsburgh at Dallas	8:00
Tampa Bay at Cincinnati	8:00
San Diego at Los Angeles	7:00

1979 NATIONAL FOOTBALL LEAGUE SCHEDULE

(All times local)

SATURDAY, SEPTEMBER 1

Detroit at Tampa Bay 8:00

SUNDAY, SEPTEMBER 2

Atlanta at New Orleans 1:00

Baltimore at Kansas City 3:00

Cincinnati at Denver 2:00

Cleveland at New York Jets 4:00

Dallas at St. Louis 1:00

Green Bay at Chicago 1:00

Houston at Washington 1:00

Miami at Buffalo 1:00

New York Giants at Philadelphia 1:00

Oakland at Los Angeles 1:00

San Diego at Seattle 1:00

San Francisco at Minnesota 12:00

MONDAY, SEPTEMBER 3

Pittsburgh at New England 9:00

THURSDAY, SEPTEMBER 6

Los Angeles at Denver 6:30

SUNDAY, SEPTEMBER 9

Cincinnati at Buffalo 1:00

Cleveland at Kansas City 3:00

Dallas at San Francisco 1:00

Houston at Pittsburgh 1:00

Minnesota at Chicago 12:00

New Orleans vs. Green Bay at Milw. 12:00

New York Jets at New England 4:00

Oakland at San Diego 1:00

St. Louis at New York Giants 1:00

Seattle at Miami 4:00

Tampa Bay at Baltimore 2:00

Washington at Detroit 1:00

MONDAY, SEPTEMBER 10

Atlanta at Philadelphia 9:00

SUNDAY, SEPTEMBER 16

Baltimore at Cleveland 1:00

Buffalo at San Diego 1:00

Chicago at Dallas 3:00

Denver at Atlanta 1:00

Detroit at New York Jets 1:00

Kansas City at Houston 1:00

Miami at Minnesota 1:00

New England at Cincinnati 1:00

Oakland at Seattle 1:00

Philadelphia at New Orleans 12:00

Pittsburgh at St. Louis 3:00

San Francisco at Los Angeles 1:00

Tampa Bay at Green Bay 1:00

MONDAY, SEPTEMBER 17

New York Giants at Washington 9:00

SUNDAY, SEPTEMBER 23

Atlanta at Detroit 1:00

Baltimore at Pittsburgh 1:00

Chicago at Miami 4:00

Green Bay at Minnesota 12:00

Houston at Cincinnati 1:00

Los Angeles at Tampa Bay 4:00

New Orleans at San Francisco 1:00

New York Jets at Buffalo 1:00

Oakland at Kansas City 1:00

Philadelphia at New York Giants 4:00

San Diego at New England 1:00

Seattle at Denver 2:00

Washington at St. Louis 1:00

MONDAY, SEPTEMBER 24

Dallas at Cleveland 9:00

SUNDAY, SEPTEMBER 30

Buffalo at Baltimore 2:00

Cincinnati at Dallas 3:00

Cleveland at Houston 1:00

Denver at Oakland 1:00

Kansas City at Seattle 1:00

Miami at New York Jets 1:00

Minnesota at Detroit 1:00

New York Giants at New Orleans 12:00

Pittsburgh at Philadelphia 1:00

St. Louis at Los Angeles 1:00

San Francisco at San Diego 1:00

Tampa Bay at Chicago 1:00

Washington at Atlanta 1:00

MONDAY, OCTOBER 1

New England at Green Bay 8:00

SUNDAY, OCTOBER 7

Chicago at Buffalo 1:00

Dallas at Minnesota 3:00

Detroit at New England 1:00

Green Bay at Atlanta 1:00

Kansas City at Cincinnati 1:00

Los Angeles at New Orleans 3:00

New York Jets at Baltimore 4:00

Philadelphia at Washington 1:00

Pittsburgh at Cleveland 1:00

St. Louis at Houston 1:00

San Diego at Denver 2:00

Seattle at San Francisco 1:00

Tampa Bay at New York Giants 1:00

MONDAY, OCTOBER 8

Miami at Oakland 6:00

SUNDAY, OCTOBER 14

Atlanta at Oakland 1:00
 Buffalo at Miami 1:00
 Denver at Kansas City 1:00
 Detroit vs. Green Bay at Milw. 3:00
 Houston at Baltimore 2:00
 Los Angeles at Dallas 8:00
 New England at Chicago 1:00
 New Orleans at Tampa Bay 1:00
 Philadelphia at St. Louis 12:00
 Pittsburgh at Cincinnati 1:00
 San Francisco at New York Giants 1:00
 Seattle at San Diego 1:00
 Washington at Cleveland 1:00

MONDAY, OCTOBER 15

Minnesota at New York Jets 9:00

SUNDAY, OCTOBER 21

Atlanta at San Francisco 1:00
 Baltimore at Buffalo 1:00
 Chicago at Minnesota 1:00
 Cincinnati at Cleveland 1:00
 Detroit at New Orleans 1:00
 Green Bay at Tampa Bay 1:00
 Houston at Seattle 1:00
 Miami at New England 1:00
 New York Giants at Kansas City 3:00
 Oakland at New York Jets 1:00
 St. Louis at Dallas 1:00
 San Diego at Los Angeles 1:00
 Washington at Philadelphia 1:00

MONDAY, OCTOBER 22

Denver at Pittsburgh 9:00

THURSDAY, OCTOBER 25

San Diego at Oakland 6:00

SUNDAY, OCTOBER 28

Buffalo at Detroit 1:00
 Chicago at San Francisco 1:00
 Cleveland at St. Louis 1:00
 Dallas at Pittsburgh 1:00
 Green Bay at Miami 4:00
 Kansas City at Denver 2:00
 New England at Baltimore 2:00
 New Orleans at Washington 1:00
 New York Giants at Los Angeles 1:00
 New York Jets at Houston 12:00
 Philadelphia at Cincinnati 4:00
 Tampa Bay at Minnesota 1:00

MONDAY, OCTOBER 29

Seattle at Atlanta 9:00

SUNDAY, NOVEMBER 4

Cincinnati at Baltimore 2:00
 Cleveland at Philadelphia 1:00
 Dallas at New York Giants 1:00
 Detroit at Chicago 3:00
 Los Angeles at Seattle 1:00
 Minnesota at St. Louis 1:00
 New England at Buffalo 1:00
 New Orleans at Denver 2:00
 New York Jets at Green Bay 3:00
 San Diego at Kansas City 1:00
 San Francisco at Oakland 1:00
 Tampa Bay at Atlanta 1:00
 Washington at Pittsburgh 1:00

MONDAY, NOVEMBER 5

Houston at Miami 9:00

SUNDAY, NOVEMBER 11

Atlanta at New York Giants 4:00
 Baltimore at Miami 1:00
 Buffalo at New York Jets 1:00
 Los Angeles at Chicago 1:00
 Minnesota vs. Green Bay at Milw. 1:00
 New England at Denver 2:00
 Pittsburgh at Kansas City 12:00
 Oakland at Houston 12:00
 St. Louis at Washington 1:00
 San Diego at Cincinnati 1:00
 San Francisco at New Orleans 1:00
 Seattle at Cleveland 1:00
 Tampa Bay at Detroit 1:00

MONDAY, NOVEMBER 12

Philadelphia at Dallas 8:00

SUNDAY, NOVEMBER 18

Baltimore at New England 1:00
 Cincinnati at Houston 3:00
 Dallas at Washington 1:00
 Denver at San Francisco 1:00
 Detroit at Minnesota 1:00
 Green Bay at Buffalo 1:00
 Kansas City at Oakland 1:00
 Miami at Cleveland 1:00
 New Orleans at Seattle 1:00
 New York Giants at Tampa Bay 4:00
 New York Jets at Chicago 12:00
 Pittsburgh at San Diego 1:00
 St. Louis at Philadelphia 1:00

MONDAY, NOVEMBER 19

Atlanta at Los Angeles 6:00

THURSDAY, NOVEMBER 22
(Thanksgiving Day)

Chicago at Detroit 12:30
 Houston at Dallas 3:00

SUNDAY, NOVEMBER 25

Buffalo at New England	1:00
Cleveland at Pittsburgh	1:00
Kansas City at San Diego	1:00
Los Angeles at San Francisco	1:00
Miami at Baltimore	4:00
Minnesota at Tampa Bay	1:00
New Orleans at Atlanta	1:00
Oakland at Denver	2:00
Philadelphia at Green Bay	1:00
St. Louis at Cincinnati	1:00
Washington at New York Giants	1:00

MONDAY, NOVEMBER 26

New York Jets at Seattle	6:00
--------------------------	------

THURSDAY, NOVEMBER 29

New England at Miami	8:30
----------------------	------

SUNDAY, DECEMBER 2

Atlanta at San Diego	1:00
Baltimore at New York Jets	1:00
Chicago at Tampa Bay	1:00
Cincinnati at Pittsburgh	1:00
Denver at Buffalo	1:00
Detroit at Philadelphia	1:00
Green Bay at Washington	1:00
Houston at Cleveland	1:00
Minnesota at Los Angeles	1:00
New York Giants at Dallas	3:00
San Francisco at St. Louis	1:00
Seattle at Kansas City	1:00

MONDAY, DECEMBER 3

Oakland at New Orleans	8:00
------------------------	------

SATURDAY, DECEMBER 8

Dallas at Philadelphia	12:30
------------------------	-------

Denver at Seattle	1:00
-------------------	------

SUNDAY, DECEMBER 9

Buffalo at Minnesota	1:00
Chicago at Green Bay	12:00
Cincinnati at Washington	1:00
Cleveland at Oakland	1:00
Kansas City at Baltimore	2:00
Los Angeles at Atlanta	1:00
Miami at Detroit	1:00
New England at New York Jets	4:00
New York Giants at St. Louis	12:00
San Diego at New Orleans	3:00
Tampa Bay at San Francisco	1:00

MONDAY, DECEMBER 10

Pittsburgh at Houston	8:00
-----------------------	------

SATURDAY, DECEMBER 15

Green Bay at Detroit	4:00
New York Jets at Miami	12:30

SUNDAY, DECEMBER 16

Baltimore at New York Giants	1:00
Buffalo at Pittsburgh	1:00
Cleveland at Cincinnati	1:00
Kansas City at Tampa Bay	1:00
Minnesota at New England	1:00
New Orleans at Los Angeles	1:00
Philadelphia at Houston	3:00
St. Louis at Chicago	1:00
San Francisco at Atlanta	1:00
Seattle at Oakland	1:00
Washington at Dallas	3:00

MONDAY, DECEMBER 17

Denver at San Diego	6:00
---------------------	------



American National Bank

35 North LaSalle / LaSalle at Wacker 60600 / Phone (312) 601-5000

We're the bank for business.

1979 OPPONENTS

- Buffalo Bills:** Head Coach—Chuck Knox. PR Director—Budd Thalman. Home—Rich Stadium (80,020). 1978 Record—5-11 (4th in the AFC East). Office Telephone—(716) 648-1800.
- Cincinnati Bengals:** Head Coach—Homer Rice. PR Director—Allan Heim. Home—Riverfront Stadium (56,200). 1978 Record—4-12 (4th in the AFC Central). Office Telephone—(513) 621-3550.
- Dallas Cowboys:** Head Coach—Tom Landry. PR Director—Doug Todd. Home—Texas Stadium (65,101). 1978 Record—12-4 (1st in the NFC East). Office Telephone—(214) 369-8000.
- Detroit Lions:** Head Coach—Monte Clark. PR Director—Don Kremer. Home—Pontiac Silverdome (80,638). 1978 Record—7-9 (3rd in the NFC Central). Office Telephone—(313) 335-4131.
- Green Bay Packers:** Head Coach—Bart Starr. PR Director—Chuck Lane. Home—Lambeau Field (56,267). Milwaukee County Stadium (55,896). 1978 Record—8-7-1 (2nd in the NFC Central). Office Telephone—(414) 494-2351.
- Los Angeles Rams:** Head Coach—Ray Malavasi. PR Director—Jerry Wilcox. Home—Los Angeles Memorial Coliseum (71,039). 1978 Record—12-4 (1st in the NFC West). Office Telephone—(213) 277-4700.
- Miami Dolphins:** Head Coach—Don Shula. PR Director—Bob Kearney. Home—Orange Bowl (75,449). 1978 Record—11-5 (2nd in the AFC East). Office Telephone—(305) 379-1851.
- Minnesota Vikings:** Head Coach—Bud Grant. PR Director—Merrill Swanson. Home—Metropolitan Stadium (48,446). 1978 Record—8-7-1 (1st in the NFC Central). Office Telephone—(612) 920-4805.
- New England Patriots:** Head Coach—Ron Erhardt. PR Director—Pat Horne. Home—Schaefer Stadium (61,297). 1978 Record—11-5 (1st in the AFC East). Office Telephone—(617) 543-7911.
- New Orleans Saints:** Head Coach—Dick Nolan. PR Director—Jerry Wynn. Home—Louisiana Superdome (71,330). 1978 Record—7-9 (3rd in the NFC West). Office Telephone—(504) 524-1421.
- New York Jets:** Head Coach—Walt Michaels. PR Director—Frank Ramos. Home—Shea Stadium (60,000). 1978 Record—8-8 (3rd in the AFC East). Office Telephone—(212) 421-6600.
- St. Louis Cardinals:** Head Coach—Bud Wilkinson. PR Director—Kevin Byrne. Home—Busch Memorial Stadium (51,392). 1978 Record—6-10 (4th in the NFC East). Office Telephone—(314) 421-0777.
- San Francisco 49ers:** Head Coach—Bill Walsh. PR Director—George Heddleston. Home—Candlestick Park (61,246). 1978 Record—2-14 (4th in the NFC West). Office Telephone—(415) 365-3420.
- Tampa Bay Buccaneers:** Head Coach—John McKay. PR Director—Bob Best. Home—Tampa Stadium (71,951). 1978 Record—(5th in the NFC Central). Office Telephone—(813) 870-2700.

MEDIA INFORMATION

Credentials

Requests should be directed to Ted Haracz, Public Relations Director, Chicago Bears, Box 204, Lake Forest, Ill., 60045. Credentials will not be mailed after Monday of game week. Space is extremely limited in the Soldier Field press box. No guests are permitted and credentials are limited to working press.

Photographers

Limited to wire services, accredited daily newspapers and television stations.

Copy

Am Fax and Sports Comm are again expected to service the Soldier Field press box. Copy runners will be provided by the Bears. Inform Bear Public Relations office of filing method to facilitate game day operation.

Bank
with the
Bears.



American National Bank

33 North La Salle / La Salle at Wacker 60690 / Phone (312) 661-5000

We're the bank for business.